



CHENMKO ENTERPRISE CO.,LTD

Halogens free devices

SURFACE MOUNT

SCHOTTKY BARRIER RECTIFIER

VOLTAGE RANGE 20 - 40 Volts CURRENT 3.0 Amperes

SSM32LGP

THRU

SSM34LGP

FEATURES

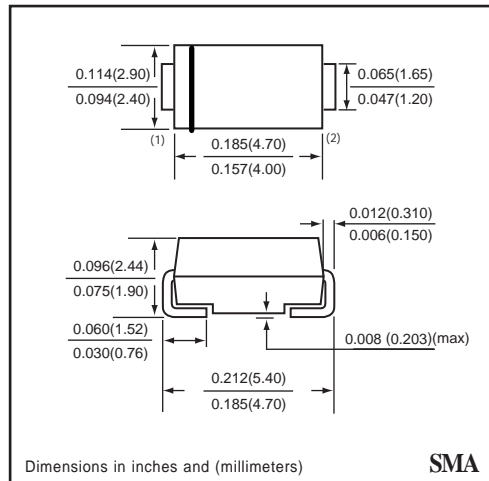

- * Plastic package has Underwriters Laboratory Flammability Classification 94V-0
- * For surface mounted applications
- * Low profile package
- * Built-in strain relief
- * Metal silicon junction, majority carrier conduction
- * Low power loss, high efficiency
- * High current capability, low forward voltage drop
- * High surge capability
- * For use in low voltage high frequency inverters, free wheeling, and polarity protection applications
- * High temperature soldering guaranteed : 260°C/10 seconds at terminals

MECHANICAL DATA

Case: JEDEC SMA molded plastic
Terminals: Solder plated, solderable per MIL-STD-750, Method 2026
Polarity: Color band denotes cathode end
Weight: 0.002 ounce 0.064 gram

MAXIMUM RATINGS AND ELECTRICAL CHARACTERISTICS

Ratings at 25°C ambient temperature unless otherwise specified.
 Single phase, half wave, 60 Hz, resistive or inductive load.
 For capacitive load, derate current by 20%.



MAXIMUM RATINGS (At TA = 25°C unless otherwise noted)

| RATINGS | SYMBOL | SSM32LGP | SSM33LGP | SSM34LGP | UNITS |
|---|----------------------------------|-------------|----------|----------|--------|
| Maximum Recurrent Peak Reverse Voltage | V _{RRM} | 20 | 30 | 40 | Volts |
| Maximum RMS Voltage | V _{RMS} | 14 | 21 | 28 | Volts |
| Maximum DC Blocking Voltage | V _{DC} | 20 | 30 | 40 | Volts |
| Maximum Average Forward Rectified Current | I _O | 3.0 | | | Amps |
| Peak Forward Surge Current 8.3 ms single half sine-wave superimposed on rated load (JEDEC method) | I _{FSM} | 100 | | | Amps |
| Typical Junction Capacitance (Note 2) | C _J | 250 | | | pF |
| Typical Thermal Resistance (Note 1) | R _{θJL} | 18 | | | °C / W |
| Operating and Storage Temperature Range | T _J ,T _{STG} | -65 to +125 | | | °C |

ELECTRICAL CHARACTERISTICS (At TA = 25°C unless otherwise noted)

| CHARACTERISTICS | SYMBOL | SSM32LGP | SSM33LGP | SSM34LGP | UNITS |
|---|----------------|----------|----------|----------|-------|
| Maximum Instantaneous Forward Voltage at 3.0 A DC | V _F | 0.4 | | | Volts |
| Maximum Average Reverse Current at Rated DC Blocking Voltage | @ TA = 25°C | 1.0 | | | mAmps |
| | @ TA = 100°C | 40 | | | mAmps |

NOTES : 1. Thermal Resistance (Junction to Lead) : PC Board Mounted on 0.31 X 0.31" (8 X 8mm) copper pad area.
 2. Measured at 1.0 MHz and applied reverse voltage of 4.0 volts.

RATING CHARACTERISTIC CURVES (SSM32LGP THRU SSM34LGP)

FIG. 1 - TYPICAL FORWARD CURRENT DERATING CURVE

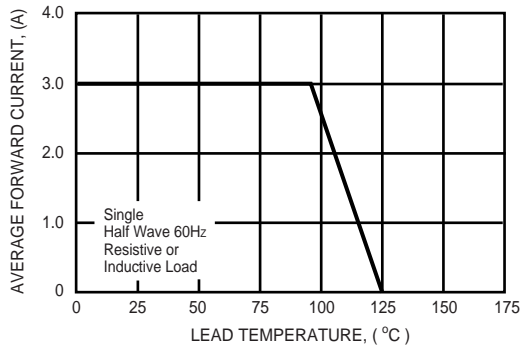


FIG. 2 - TYPICAL INSTANTANEOUS FORWARD CHARACTERISTICS

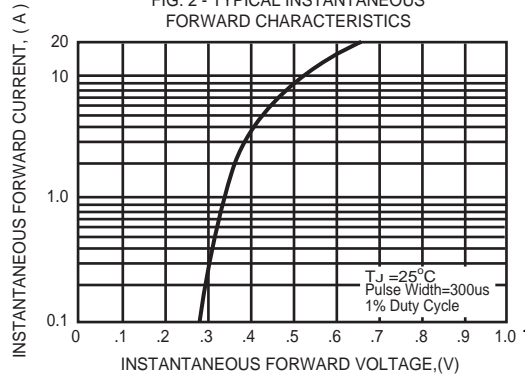


FIG. 3 - TYPICAL REVERSE CHARACTERISTICS

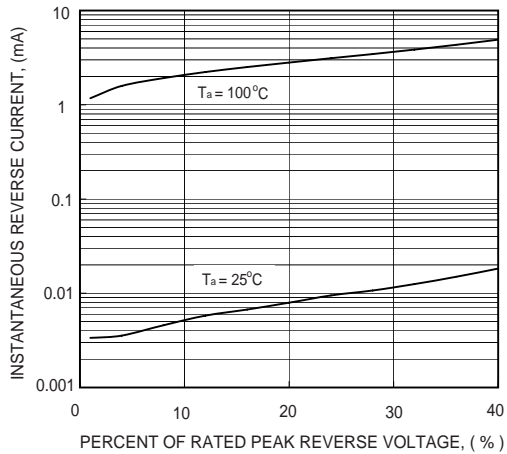


FIG. 4 - MAXIMUM NON-REPETITIVE FORWARD SURGE CURRENT

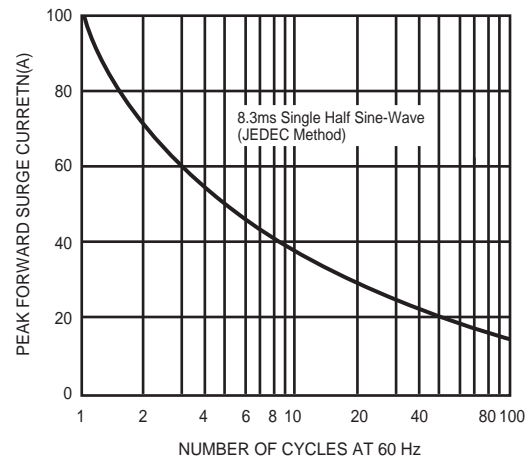


FIG. 5 - TYPICAL JUNCTION CAPACITANCE

