



**CHENMKO ENTERPRISE CO.,LTD**

*Halogens free devices*

**SCHOTTKY BARRIER RECTIFIER**

VOLTAGE RANGE 20 - 60 Volts CURRENT 3.0 Amperes

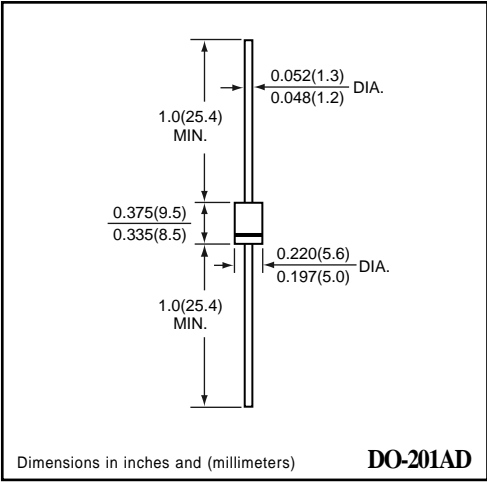
**SR320GP  
THRU  
SR360GP**

**FEATURES**

- \* Plastic package has Underwriters Laboratory Flammability Classification 94V-0
- \* Low switching noise
- \* Low forward voltage drop
- \* High current capability
- \* High switching capability
- \* High reliability
- \* High surge capability
- \* High temperature soldering guaranteed : 260°C/10 seconds , 0.375" (9.5mm) lead length, 5lbs. (2.3kg) tension

**MECHANICAL DATA**

**Case:** JEDEC DO-201AD molded plastic body  
**Terminals:** Plated axial leads, solderable per MIL-STD-750, Method 2026  
**Polarity:** Color band denotes cathode end  
**Mounting Position:** Any  
**Weight:** 1.18 grams



**MAXIMUM RATINGS AND ELECTRICAL CHARACTERISTICS**

Ratings at 25°C ambient temperature unless otherwise specified.  
 Single phase, half wave, 60 Hz, resistive or inductive load.  
 For capacitive load, derate current by 20%.

**MAXIMUM RATINGS** ( At TA = 25°C unless otherwise noted )

RATINGS	SYMBOL	SR320GP	SR330GP	SR340GP	SR350GP	SR360GP	UNITS
Maximum Recurrent Peak Reverse Voltage	VRRM	20	30	40	50	60	Volts
Maximum RMS Voltage	VRMS	14	21	28	35	42	Volts
Maximum DC Blocking Voltage	Vdc	20	30	40	50	60	Volts
Maximum Average Forward Rectified Current 0.375" (9.5mm) lead length (SEE FIG.1)	Io	3.0					Amps
Peak Forward Surge Current 8.3 ms single half sine-wave superimposed on rated load (JEDEC method)	IFSM	80					Amps
Typical Junction Capacitance (Note 1)	CJ	200					pF
Typical Thermal Resistance (Note 2)	R θJA	30					°C / W
Operating Temperature Range	TJ	-65 to +125			-65 to +150		°C
Storage Temperature Range	TSTG	-65 to +150					°C

**ELECTRICAL CHARACTERISTICS** ( At TA = 25°C unless otherwise noted )

CHARACTERISTICS	SYMBOL	SR320GP	SR330GP	SR340GP	SR350GP	SR360GP	UNITS
Maximum Instantaneous Forward Voltage at 3.0 A DC	VF	0.55			0.75		Volts
Maximum Average Reverse Current	IR	3.0					mAmps
at Rated DC Blocking Voltage							30

NOTES : 1. Measured at 1.0 MHz and applied reverse voltage of 4.0 volts  
 2. Thermal Resistance ( Junction to Ambient ) : Vertical PC Board Mounting, 0.5" (12.7mm) Lead Length.

# RATING CHARACTERISTIC CURVES ( SR320GP THRU SR360GP )

FIG. 1 - TYPICAL FORWARD CURRENT DERATING CURVE

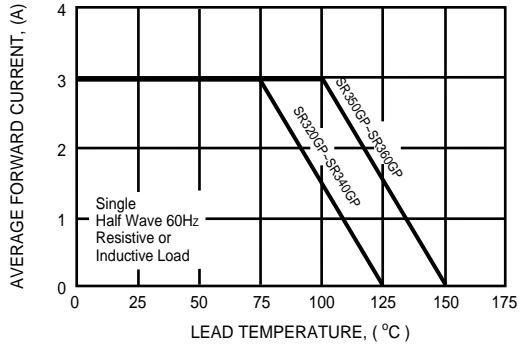


FIG. 2 - TYPICAL INSTANTANEOUS FORWARD CHARACTERISTICS

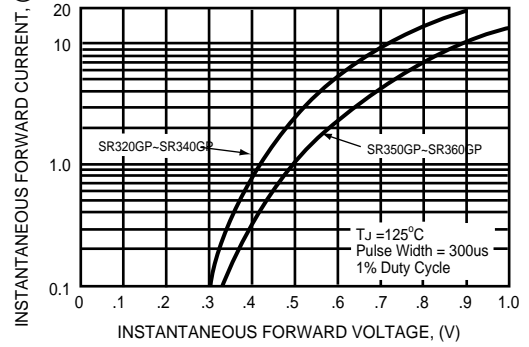


FIG. 3 - TYPICAL REVERSE CHARACTERISTICS

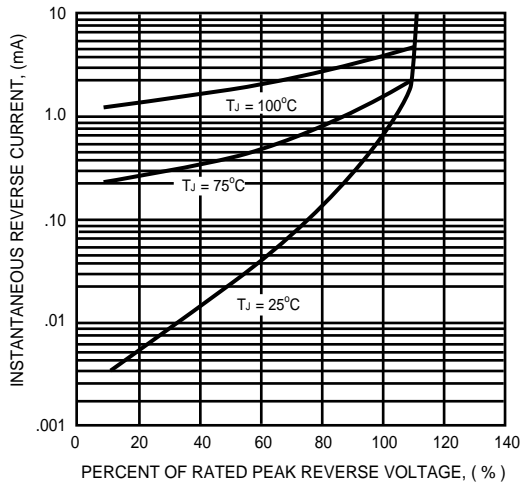


FIG. 4 - MAXIMUM NON-REPETITIVE FORWARD SURGE CURRENT

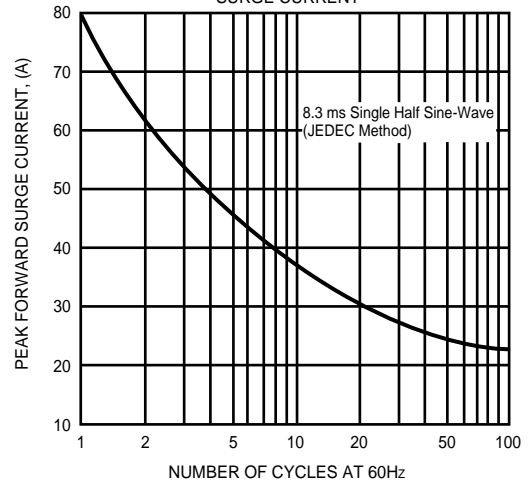


FIG. 5 - TYPICAL JUNCTION CAPACITANCE

