

SCHOTTKY BARRIER RECTIFIERS

VOLTAGE RANGE: 30 --- 100 V
CURRENT: 16 A

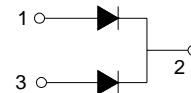
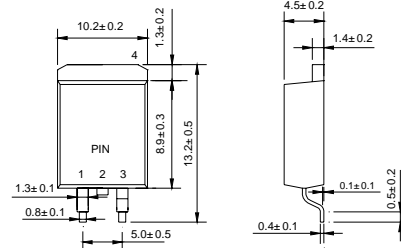
FEATURES

- ◇ Metal-Semiconductor junction with guard ring
- ◇ Epitaxial construction
- ◇ Low forward voltage drop, low switching losses
- ◇ High surge capability
- ◇ For use in low voltage, high frequency inverters free wheeling, and polarity protection applications
- ◇ The plastic material carries U/L recognition 94V-0

MECHANICAL DATA

- ◇ Case: JEDEC D²PAK, molded plastic
- ◇ Terminals: Solderable per MIL-STD-750, Method 202
- ◇ Polarity: As marked
- ◇ Weight: 0.087 ounces, 2.2 grams
- ◇ Mounting position: Any

D²PAK



Dimensions in millimeters

MAXIMUM RATINGS AND ELECTRICAL CHARACTERISTICS

Ratings at 25°C ambient temperature unless otherwise specified.

Single phase, half wave, 60 Hz, resistive or inductive load. For capacitive load, derate by 20%.

| | | SBLB 1630CT | SBLB 1635CT | SBLB 1640CT | SBLB 1645CT | SBLB 1650CT | SBLB 1660CT | SBLB 1680CT | SBLB 16100CT | UNITS |
|---|-----------------|----------------|----------------|----------------|----------------|----------------|----------------|----------------|-----------------|--------------------|
| Maximum recurrent peak reverse voltage | V_{RRM} | 30 | 35 | 40 | 45 | 50 | 60 | 80 | 100 | V |
| Maximum RMS voltage | V_{RMS} | 21 | 25 | 28 | 32 | 35 | 42 | 56 | 70 | V |
| Maximum DC blocking voltage | V_{DC} | 30 | 35 | 40 | 45 | 50 | 60 | 80 | 100 | V |
| Maximum average forward rectified current $T_C=95^\circ\text{C}$ | $I_{F(AV)}$ | 16 | | | | | | | | A |
| Peak forward surge current 8.3ms single half-sine-wave superimposed on rated load $T_J=125^\circ\text{C}$ | I_{FSM} | 250 | | | | | | | | A |
| Maximum instantaneous forward voltage @ 8.0A | V_F | 0.55 | | | 0.75 | | 0.85 | | | V |
| Maximum reverse current @ $T_C=25^\circ\text{C}$ at rated DC blocking voltage @ $T_C=100^\circ\text{C}$ | I_R | 0.5 50 | | | | | | | | mA |
| Typical thermal resistance (Note1) | $R_{\theta JC}$ | 2.0 | | | | | | | | $^\circ\text{C/W}$ |
| Operating junction temperature range | T_J | -55--- + 150 | | | | | | | | $^\circ\text{C}$ |
| Storage temperature range | T_{STG} | -55--- + 150 | | | | | | | | $^\circ\text{C}$ |

Note: 1. Thermal resistance junction to case.

www.galaxycn.com

FIG.1 – PEAK FORWARD SURGE CURRENT

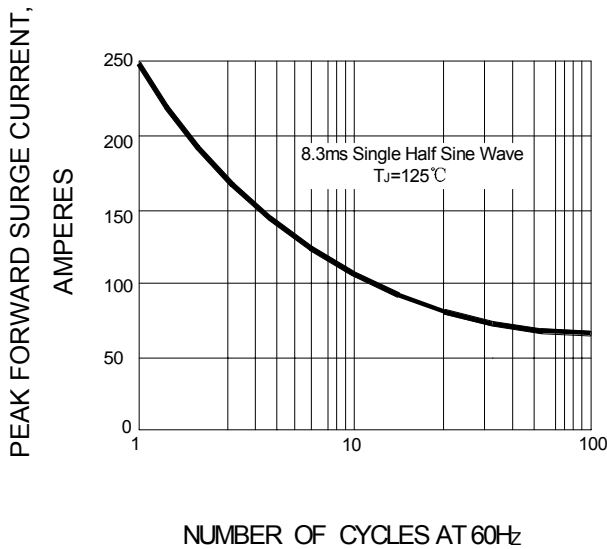


FIG.2 – FORWARD DERATING CURVE

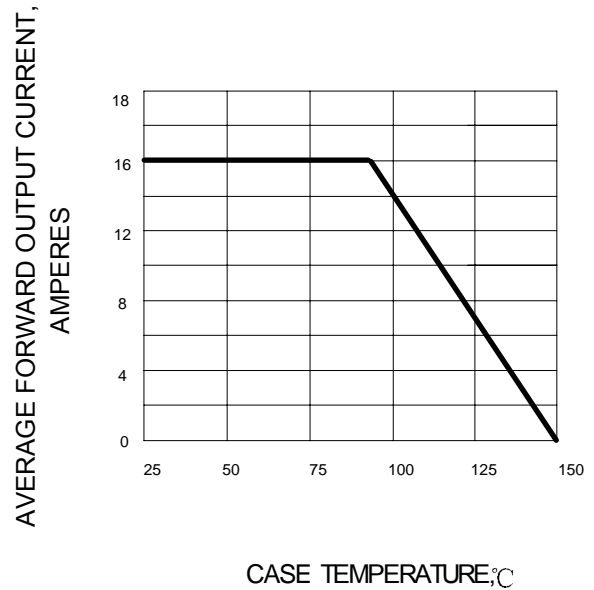


FIG.3 – TYPICAL FORWARD CHARACTERISTIC

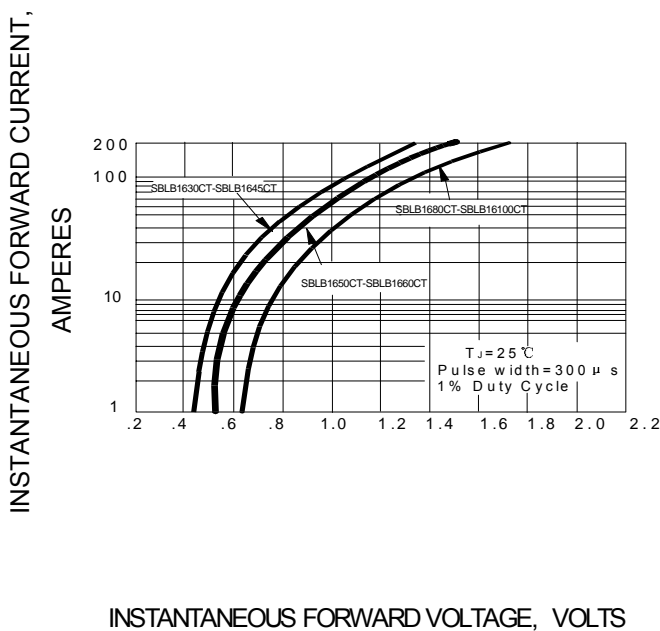


FIG.4 – TYPICAL REVERSE CHARACTERISTIC

