

## SCHOTTKY BARRIER RECTIFIERS

VOLTAGE RANGE: 30 --- 100 V  
CURRENT: 10 A

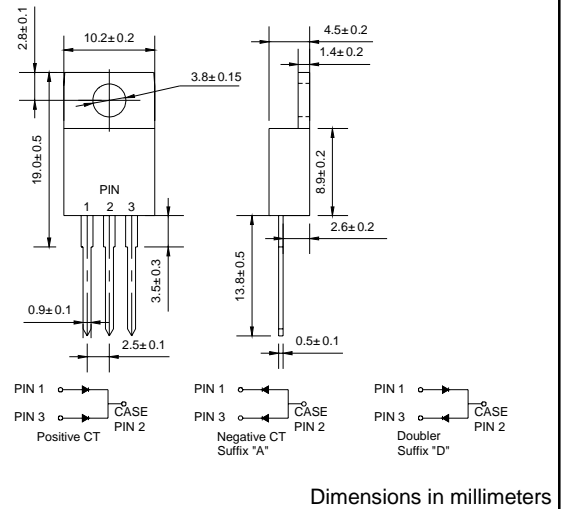
### FEATURES

- ◇ Metal-Semiconductor junction with guard ring
- ◇ Epitaxial construction
- ◇ Low forward voltage drop, low switching losses
- ◇ High surge capability
- ◇ For use in low voltage, high frequency inverters free wheeling, and polarity protection applications
- ◇ The plastic material carries U/L recognition 94V-0

### MECHANICAL DATA

- ◇ Case: JEDEC TO-220AB, molded plastic
- ◇ Terminals: Solderable per MIL-STD-750, Method 2026
- ◇ Polarity: As marked
- ◇ Weight: 0.071 ounce, 2.006 grams
- ◇ Mounting position: Any

### TO-220AB



### MAXIMUM RATINGS AND ELECTRICAL CHARACTERISTICS

Ratings at 25°C ambient temperature unless otherwise specified.

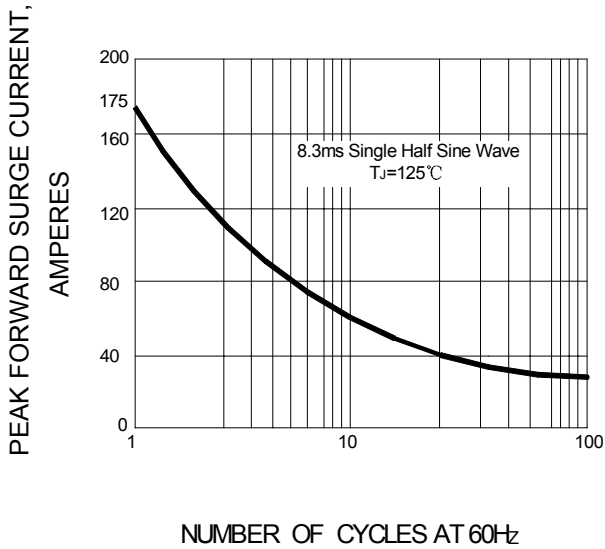
Single phase, half wave, 60 Hz, resistive or inductive load. For capacitive load, derate by 20%.

		SBL	SBL	SBL	SBL	SBL	SBL	SBL	SBL	UNITS
		1030CT	1035CT	1040CT	1045CT	1050CT	1060CT	1080CT	10100CT	
Maximum recurrent peak reverse voltage	$V_{RRM}$	30	35	40	45	50	60	80	100	V
Maximum RMS voltage	$V_{RMS}$	21	25	28	32	35	42	56	70	V
Maximum DC blocking voltage	$V_{DC}$	30	35	40	45	50	60	80	100	V
Maximum average forward rectified current $T_C=107^\circ\text{C}$	$I_{F(AV)}$	10								A
Peak forward surge current 8.3ms single half-sine-wave superimposed on rated load $T_J=125^\circ\text{C}$	$I_{FSM}$	175								A
Maximum instantaneous forward voltage @ 5.0A	$V_F$	0.55			0.70		0.85			V
Maximum reverse current @ $T_C=25^\circ\text{C}$ at rated DC blocking voltage @ $T_C=100^\circ\text{C}$	$I_R$	0.5 50								mA
Typical thermal resistance (Note1)	$R_{\theta JC}$	3.0								$^\circ\text{C/W}$
Operating junction temperature range	$T_J$	-55 --- + 150								$^\circ\text{C}$
Storage temperature range	$T_{STG}$	-55 --- + 150								$^\circ\text{C}$

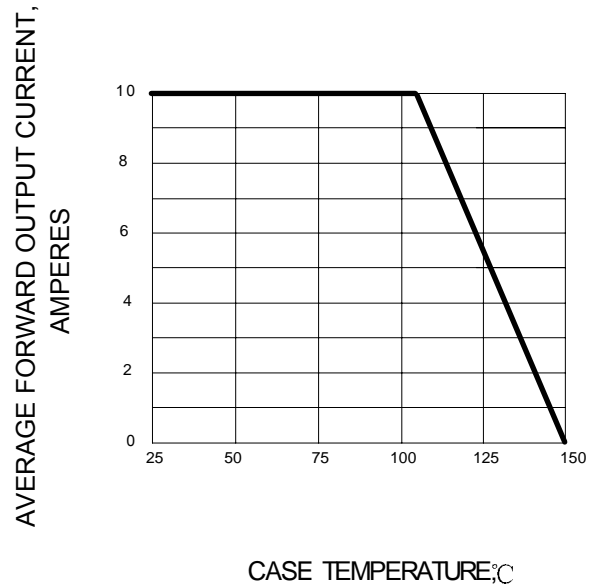
Note: 1. Thermal resistance junction to case.

www.galaxycn.com

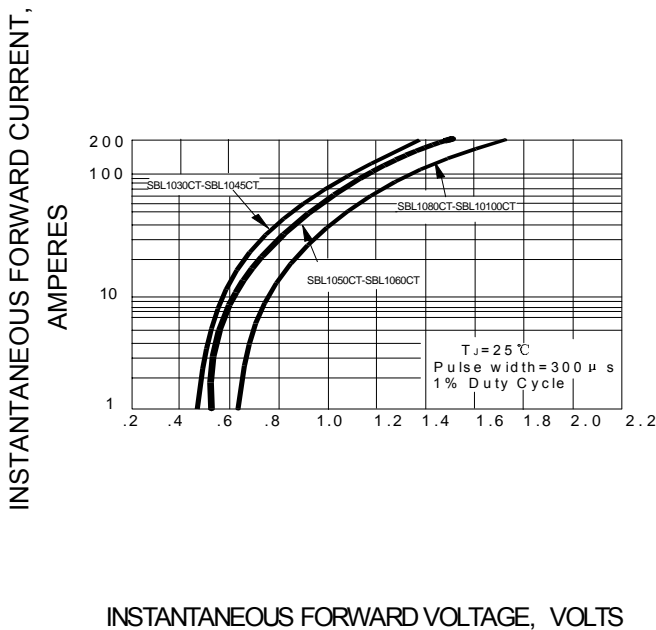
**FIG.1 – PEAK FORWARD SURGE CURRENT**



**FIG.2 – FORWARD DERATING CURVE**



**FIG.3 – TYPICAL FORWARD CHARACTERISTIC**



**FIG.4 – TYPICAL REVERSE CHARACTERISTIC**

