

特征 FEATURES

- .大电流承受能力.High current capability
- .高压利用能力.High voltage available
- .玻璃被钝化的压模结构.Glass passivated die construction
- .高浪涌承受能力.High surge current capability
- .40 A 工作在表面温度是 125°C,无热损耗的情况下.

40Ampere Operation At TL=125°C With No Thermal Runaway

机械数据 MECHANICAL DATA

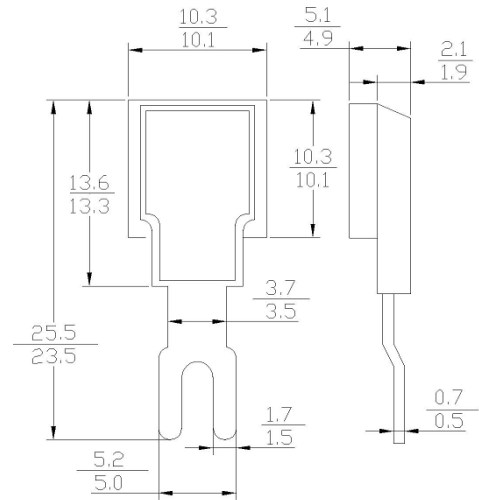
.BD4005N 代表阴性的

BD4005-N N-Lead ,P-Case



.BD4005P 代表阳性的

BD4005-P P-Lead ,N-Case


BLOCK DIODE


Dimension in millimeters

极限值和电参数 TA= 25°C 除非另有规定. 单相,正正弦波,60HZ,阻抗或电感负载.为电容装载,减少电流的 20%

MAXIMUM RATINGS AND ELECTRICAL CHARACTERISTICS

Rating at 25°C Ambient temp. Unless otherwise specified.Single phase, half sine wave, 60HZ,resistive or inductive load.

For capacitive load, derate current by 20%

	SYMBOL	BD4005N	BD4005P	UNITS
最大峰值反向电压 Maximum Current Peak Reverse Voltage	VRRM	50	50	Volts
最大反向有效电压 Maximum RMS Voltage	VRMS	35	35	Volts
最大直流阻断电压 Maximum DC Blocking Voltage	VDC	50	50	Volts
最大正向平均整流电流 TL=100°C Maximum Average Forward Rectified Current	I(AV)	40		Amps
正向峰值浪涌电流 Peak Forward Surge Current 8.3ms Single Sine-wave on Rated Load (JEDEC Method)	IFSM	400		Amps
40A 直流电时最大正向瞬间电压降 Maximum Instantaneous Forward Voltage Drop at 40A DC	VF	1.1		Volts
最大反向漏电流 Maximum DC Reverse Current TA=25°C at Rated DC Blocking Voltage TA=100°C	IR	5 500		uA
典型热阻抗 Typical thermal resistance	RθJA	1.0		°C/W
工作温度存储温度 Operating AND Storage Temperature Range	TSTG/ TJ	-55 to +150		°C

RATING AND CHARACTERISTIC CURVES BD4005N THRU BD4005P

FIG. 1 –最大正向平均电流降额

FIG. 1 –MAXIMUM AVERAGE FORWARD CURRENT DERATING

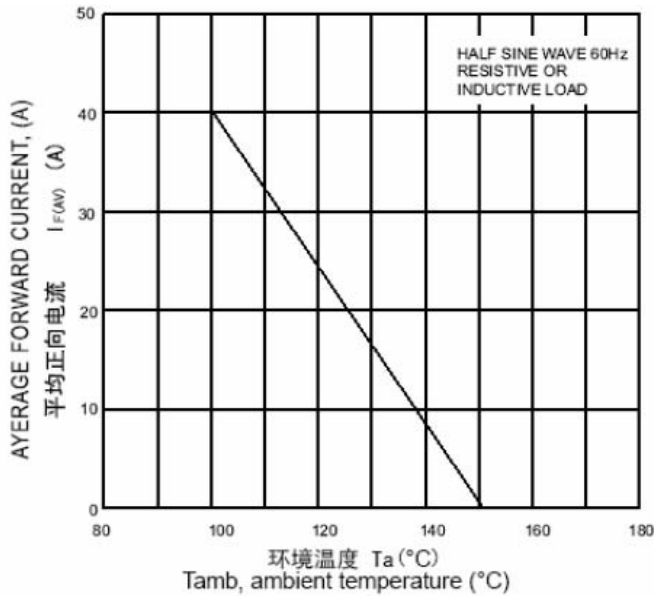


FIG. 2 –最大非重复正向浪涌电流

FIG. 2 –MAXIMUM NON-REPETITIVE FORWARD SURGE CURRENT

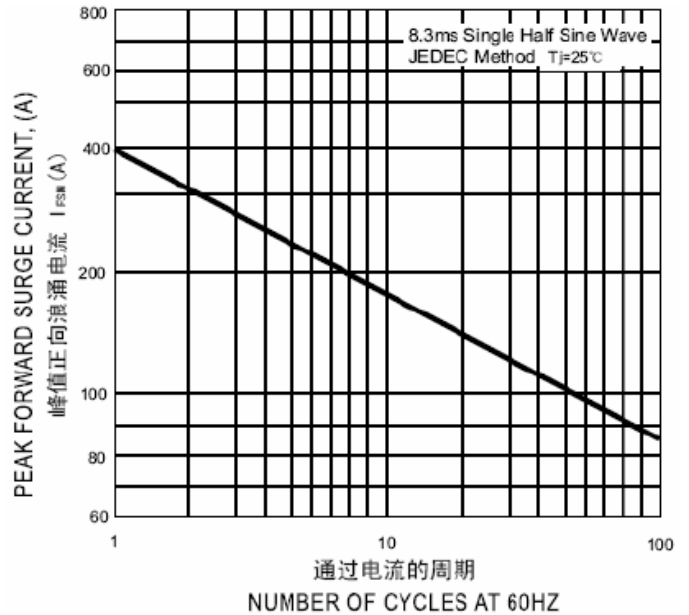


FIG. 3 –反向特性曲线(典型)

FIG. 3 –TYPICAL REVERSE CHARACTERISTICS

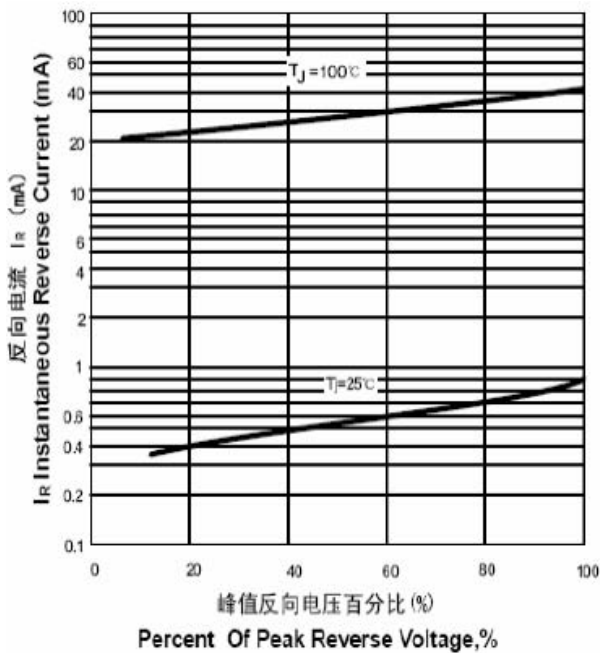


FIG. 4 –正向特性曲线(典型)

FIG. 4 –TYPICAL FORWARD CHARACTERISTICS

