

# GBL005-GBL10

Silicon Bridge Rectifiers

**VOLTAGE RANGE: 50 --- 1000 V**

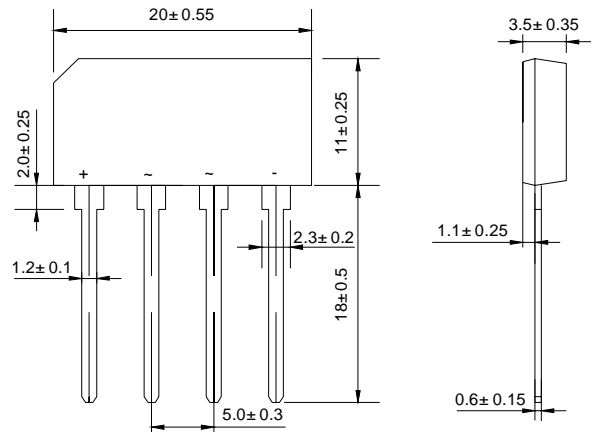
**CURRENT: 4.0 A**



**KBJ2**

## Features

- ◇ Rating to 1000V PRV
- ◇ Surge overload rating to 150 Amperes peak
- ◇ Ideal for printed circuit board
- ◇ Reliable low cost construction utilizing molded plastic technique results in inexpensive product
- ◇ Lead solderable per MIL-STD-202 method 208
- ◇ Glass passivated junctions



Dimensions in millimeters

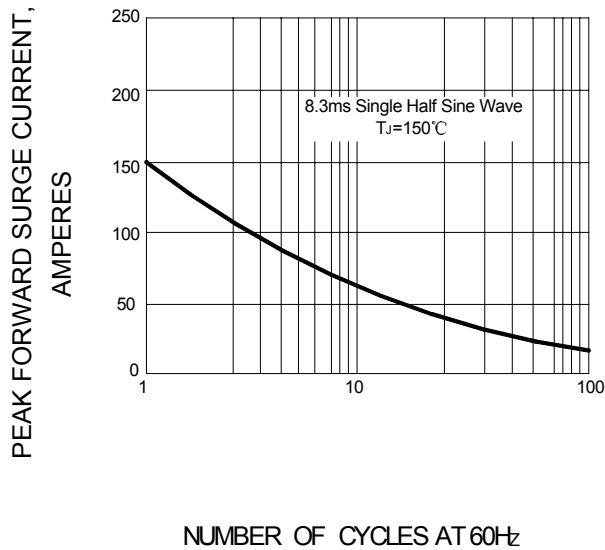
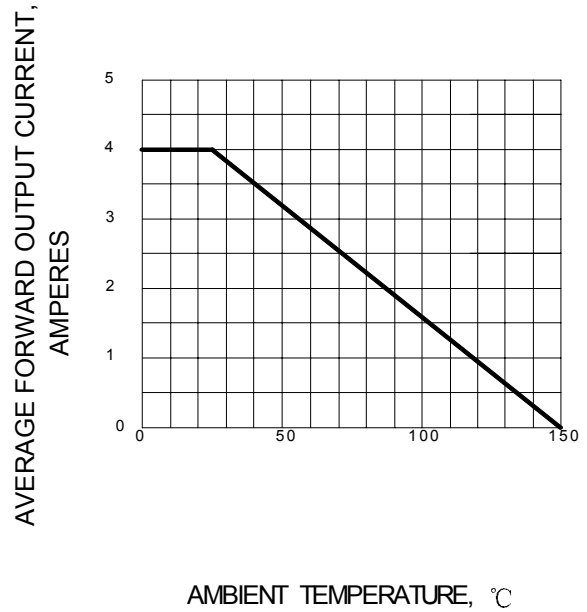
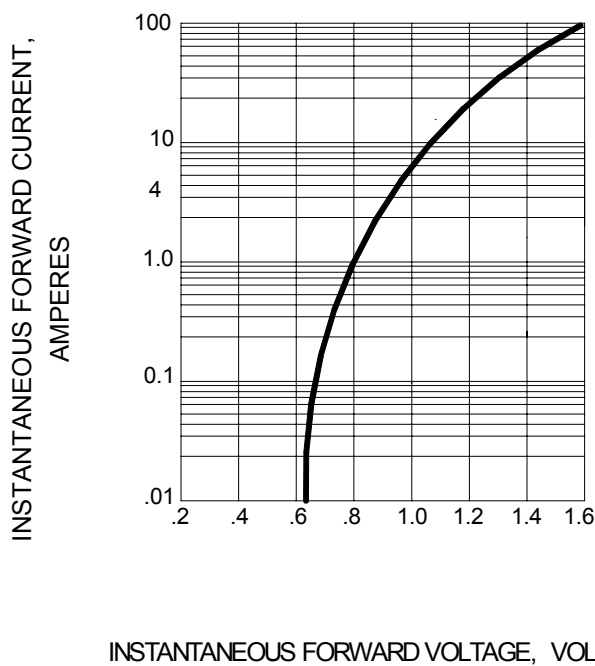
## MAXIMUM RATINGS AND ELECTRICAL CHARACTERISTICS

Ratings at 25°C ambient temperature unless otherwise specified.

Single phase, half wave, 60 Hz, resistive or inductive load. For capacitive load, derate by 20%.

		GBL 005	GBL 01	GBL 02	GBL 04	GBL 06	GBL 08	GBL 10	UNITS
Maximum recurrent peak reverse voltage	$V_{RRM}$	50	100	200	400	600	800	1000	V
Maximum RMS voltage	$V_{RMS}$	35	70	140	280	420	560	700	V
Maximum DC blocking voltage	$V_{DC}$	50	100	200	400	600	800	1000	V
Maximum average forward Output current @ $T_A=25^\circ\text{C}$	$I_{F(AV)}$	4.0							A
Peak forward surge current 8.3ms single half-sine-wave superimposed on rated load	$I_{FSM}$	150.0							A
Maximum instantaneous forward voltage at 2.0 A	$V_F$	1.1							V
Maximum reverse current @ $T_A=25^\circ\text{C}$ at rated DC blocking voltage @ $T_A=100^\circ\text{C}$	$I_R$	5.0 500.0							$\mu\text{A}$
Operating junction temperature range	$T_J$	- 55 ---- + 150							$^\circ\text{C}$
Storage temperature range	$T_{STG}$	- 55 ---- + 150							$^\circ\text{C}$

## Ratings AND Characteristic Curves

**FIG.1 – PEAK FORWARD SURGE CURRENT**

**FIG.2 – FORWARD DERATING CURVE**

**FIG.3 – TYPICAL FORWARD CHARACTERISTIC**

**FIG.4 – TYPICAL REVERSE CHARACTERISTICS**
