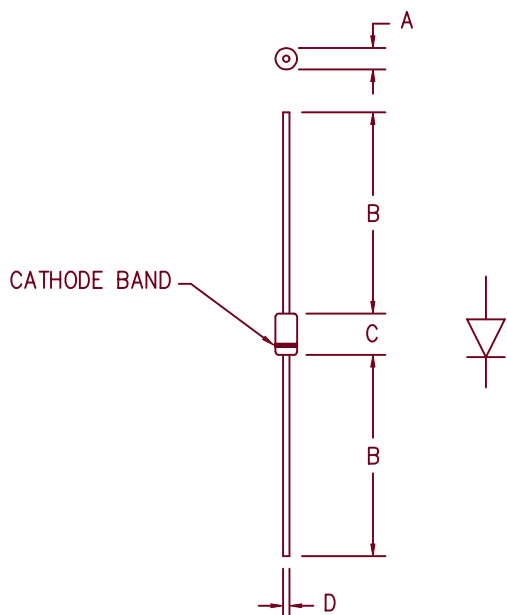


Ultra Fast Recovery Rectifier UFG110 — UFG120



Dim.	Inches		Millimeter		Notes
	Minimum	Maximum	Minimum	Maximum	
A	.081	.107	2.057	2.718	Dia.
B	1.10	---	27.94	---	
C	.160	.205	4.064	5.207	
D	.028	.034	.711	.864	Dia.

GLASS HERMETIC DO41

Microsemi Catalog Number	Working Peak Reverse Voltage	Repetitive Peak Reverse Voltage
UFG110	100V	100V
UFG115	150V	150V
UFG120	200V	200V

- Ultra fast recovery
- 175°C junction temperature
- V_{RRM} 100 to 200 volts
- 1 Amp current rating
- t_{RR} 30nS max

Electrical Characteristics		
Average forward current	$I_F(AV)$ 1.0 Amps	$T_A = 136^\circ C$ Square wave, $R_{\theta JL} = 15^\circ C/W$, $L = 1/4"$
Maximum surge current	I_{FSM} 25 Amps	8.3 ms, half sine, $T_J = 175^\circ C$
Max peak forward voltage	V_{FM} 1.0 Volts	$I_{FM} = 1.0A: T_J = 25^\circ C^*$
Max reverse recovery time	t_{RR} 30 nS	1/2A, 1A, 1/4A, $T_J = 25^\circ C$
Max peak reverse current	I_{RM} 5 μA	$V_{RRM}, T_J = 25^\circ C$
Typical junction capacitance	C_J 7 pF	$V_R = 10V, T_J = 25^\circ C$

*Pulse test: Pulse width 300 μsec , Duty cycle 2%

Thermal and Mechanical Characteristics		
Storage temperature range	T_{STG}	-55°C to 175°C
Operating junction temp range	T_J	-55°C to 175°C
Maximum thermal resistance	$L = 1/4"$ $R_{\theta JL}$	15°C/W Junction to Lead
Weight		.011 ounces (0.34 grams) typical

UFG110 — UFG120

Figure 1
Maximum Forward Characteristics

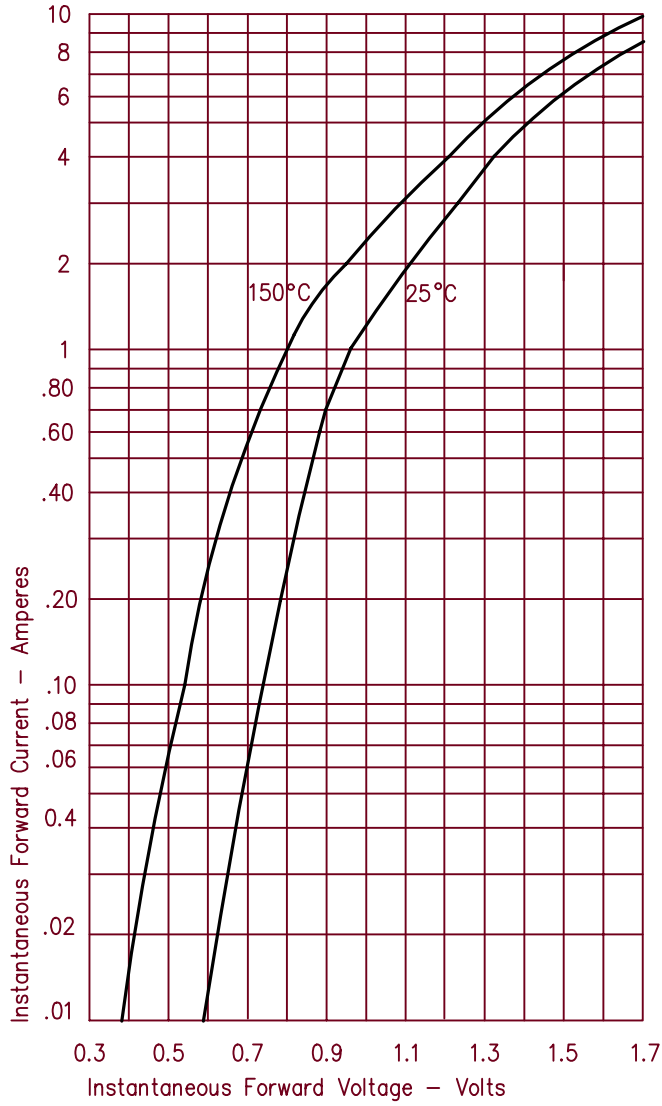


Figure 3
Typical Junction Capacitance

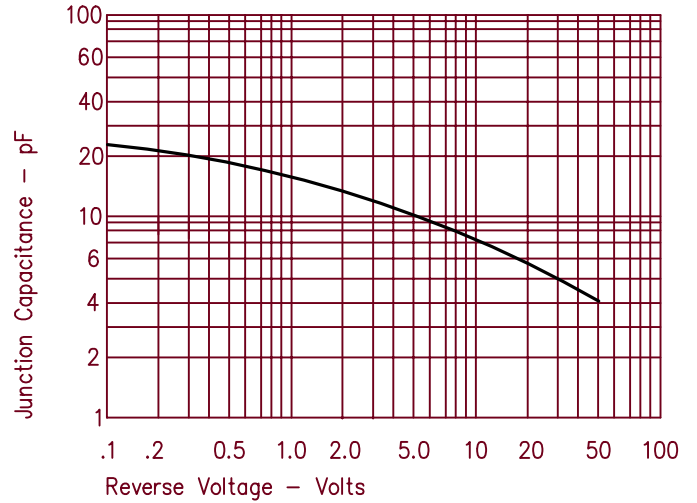


Figure 2
Typical Reverse Characteristics

