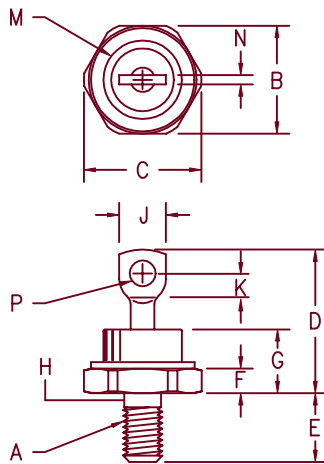


# 60 Amp Schottky Rectifier SBR6030L



Notes:  
 1. Full threads within 2 1/2 threads  
 2. Standard Polarity: Stud is Cathode  
 Reverse Polarity: Stud is Anode

Dim.	Inches		Millimeter		Notes
	Minimum	Maximum	Minimum	Maximum	
A	----	----	----	----	1/4-28
B	.669	.688	17.00	17.47	
C	----	.794	----	20.16	
D	.750	1.00	19.05	25.40	
E	.422	.453	10.72	11.50	
F	.115	.200	2.93	5.08	
G	----	.450	----	11.43	
H	.220	.249	5.59	6.32	1
J	----	.375	----	9.52	
K	.156	----	3.97	----	
M	----	.510	----	12.95	Dia
N	----	.080	----	2.03	
P	.140	.175	3.56	4.44	Dia

DO-203AB (DO-5)

Microsemi Catalog Number	Industry Part Number	Working Peak Reverse Voltage	Peak Reverse Voltage
SBR6030L*	55HQ030	30V	30V

\*Add Suffix R For Reverse Polarity

- Schottky Barrier Rectifier
- Low forward voltage
- Guard Ring Protected
- Reverse Energy Tested
- 150°C Junction Temperature
- VRRM 30 Volts

## Electrical Characteristics

Average forward current	I <sub>F(AV)</sub> 60 Amps	T <sub>C</sub> = 103°C, Square wave, R <sub>θJC</sub> = 1.0°C/W
Maximum surge current	I <sub>FSM</sub> 800 Amps	8.3ms, half sine, T <sub>J</sub> = 150°C
Max repetitive peak reverse current	I <sub>R(OV)</sub> 2 Amp	f = 1 KHz, 25°C, 1 μsec Square wave
Max peak forward voltage	V <sub>FM 0.50</sub> Volts	I <sub>FM</sub> = 60A: 150°C *
Max peak forward voltage	V <sub>FM 0.55</sub> Volts	I <sub>FM</sub> = 60A: 25°C *
Max peak reverse current	I <sub>RM</sub> 750 mA	V <sub>RRM, T<sub>J</sub></sub> = 125°C *
Max peak reverse current	I <sub>RM</sub> 5 mA	V <sub>RRM, T<sub>J</sub></sub> = 25°C
Typical junction capacitance per leg	C <sub>J</sub> 2400 pF	V <sub>R</sub> = 5.0V, T <sub>J</sub> = 25°C

\*Pulse test: Pulse width 300 μsec, Duty cycle 2%

## Thermal and Mechanical Characteristics

Storage temp range	T <sub>STG</sub>	-65°C to 175°C
Operating junction temp range	T <sub>J</sub>	-65°C to 150°C
Max thermal resistance	R <sub>θJC</sub>	1.0°C/W Junction to Case
Max thermal resistance (greased)	R <sub>θCS</sub>	0.5°C/W Case to sink
Mounting torque		25-30 inch pounds
Weight		.54 ounces (15.3 grams) typical

# SBR6030L

Figure 1  
Typical Forward Characteristics

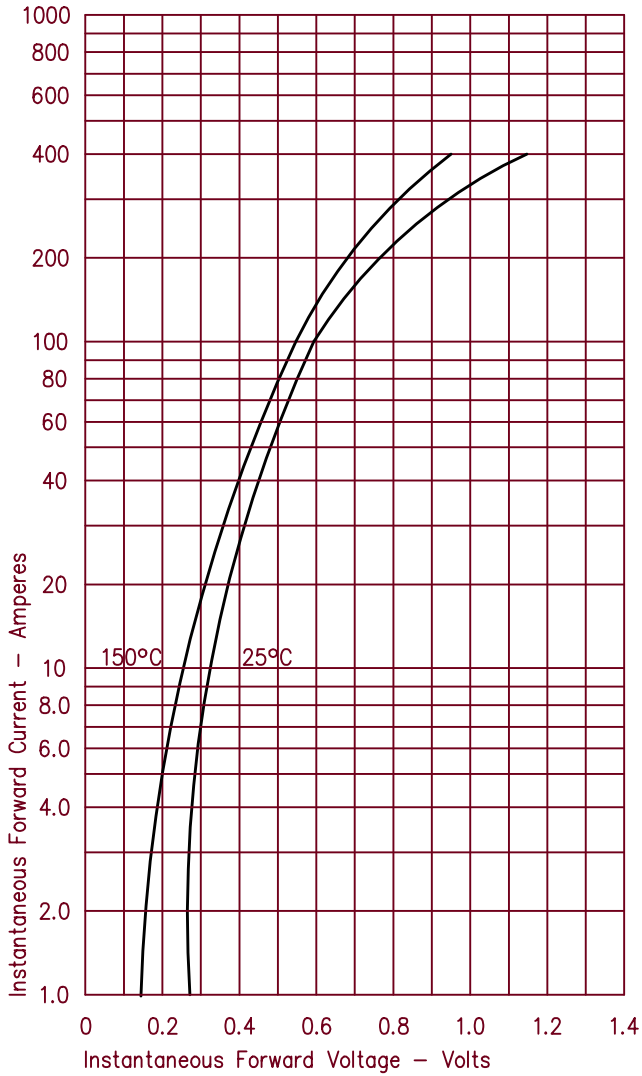


Figure 3  
Typical Junction Capacitance

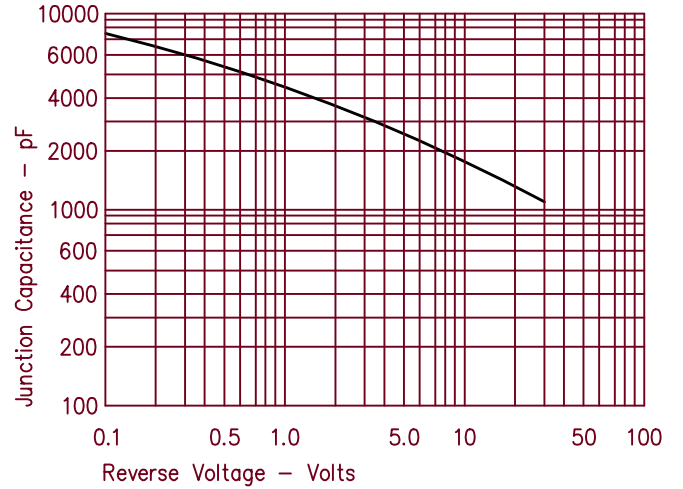


Figure 4  
Forward Current Derating

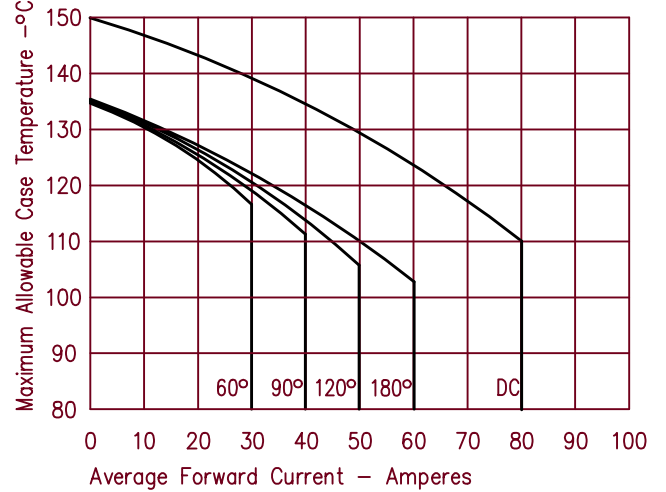


Figure 2  
Typical Reverse Characteristics

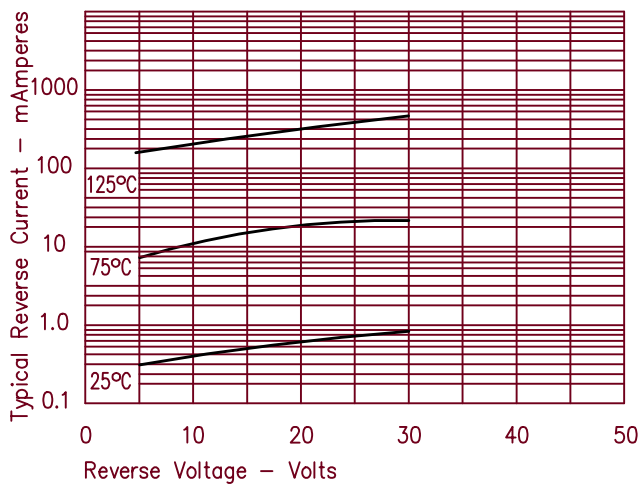


Figure 5  
Maximum Forward Power Dissipation

