

# BYM-7-50--BYM07-400 EGL34A-EGL34G

Surface Mount Glass Passivated Ultrafast Rectifier

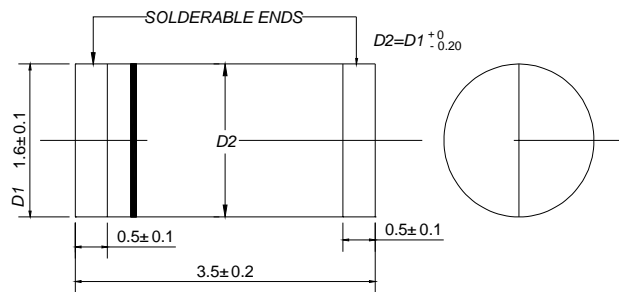


Reverse Voltage 50 to 400V  
Forward Current 0.5A

## Features

- Plastic package has Underwriters Laboratories Flammability Classification 94V-0
- Capable of meeting environmental standards of MIL-S-19500
- High temperature metallurgically bonded construction
- Cavity-free glass passivated junction
- Fast switching for high efficiency
- High temperature soldering guaranteed: 450°C/5 seconds at terminals. Complete device submersible temperature of 260°C for 10 seconds in solder bath

## DO - 213AA



Dimensions in millimeters

## Mechanical Data

**Case:** JEDEC DO-213AA, molded plastic over glass body

**Terminals:** Plated terminals, solderable per MIL-STD-750, Method 2026

**Polarity:** Two bands indicate cathode end – 1st band denotes device type and 2nd band denotes repetitive peak reverse voltage rating

**Mounting Position:** Any **Weight:** 0.0014 oz., 0.036 g

## Maximum Ratings & Thermal Characteristics Ratings at 25°C ambient temperature unless otherwise specified.

Parameter	Symbol	BYM07-50	BYM07-100	BYM07-150	BYM07-200	BYM07-300	BYM07-400	Unit
Fast efficient device: 1st band is Green		EGL34A	EGL34B	EGL34C	EGL34D	EGL34F	EGL34G	
Polarity color bands (2nd Band)		Gray	Red	Pink	Orange	Brown	Yellow	
Maximum repetitive peak reverse voltage	V <sub>RRM</sub>	50	100	150	200	300	400	V
Maximum RMS voltage	V <sub>RMS</sub>	35	70	105	140	210	280	V
Maximum DC blocking voltage	V <sub>DC</sub>	50	100	150	200	300	400	V
Maximum average forward rectified current at T <sub>T</sub> = 75°C	I <sub>F(AV)</sub>	0.5						A
Peak forward surge current 8.3ms single half sine-wave superimposed on rated load (JEDEC Method)	I <sub>FSM</sub>	10						A
Maximum full load reverse current, full cycle average at T <sub>A</sub> = 55°C	I <sub>R(AV)</sub>	50						μA
Maximum thermal resistance (Note 1, 2)	R <sub>θJA</sub> R <sub>θJT</sub>	150 70						°C/W
Operating junction and storage temperature range	T <sub>J</sub> , T <sub>STG</sub>	-65 to +175						°C

## Electrical Characteristics Ratings at 25°C ambient temperature unless otherwise specified.

Parameter	Symbol	BYM07-50	BYM07-100	BYM07-150	BYM07-200	BYM07-300	BYM07-400	Unit
		EGL34A	EGL34B	EGL34C	EGL34D	EGL34F	EGL34G	
Maximum DC reverse current at rated DC blocking voltage T <sub>A</sub> = 25°C T <sub>A</sub> = 125°C	I <sub>R</sub>	5.0 50						μA
Maximum instantaneous forward voltage at 0.5A	V <sub>F</sub>			1.25	1.35			V
Max. reverse recovery time at I <sub>F</sub> = 0.5A, I <sub>R</sub> = 1.0A, I <sub>rF</sub> = 0.25A	t <sub>rr</sub>	50						ns
Typical junction capacitance at 4.0V, 1MHz	C <sub>J</sub>							

**Notes:** (1) Thermal resistance from junction to ambient, 0.24 x 0.24" (6.0 x 6.0mm) copp  
(2) Thermal resistance from junction to terminal, 0.24 x 0.24" (6.0 x 6.0mm) copp

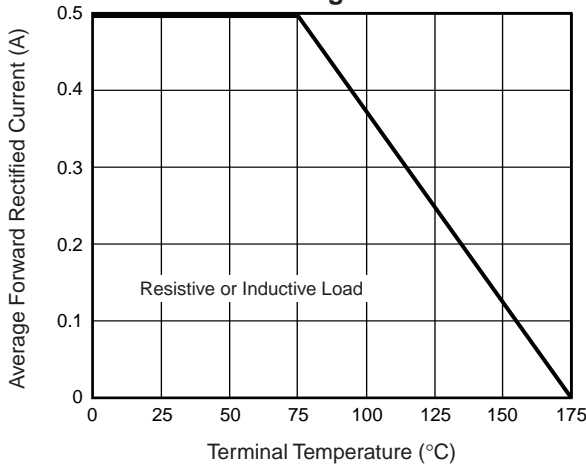


# BYM-7-50--BYM07-400 EGL34A-EGL34G

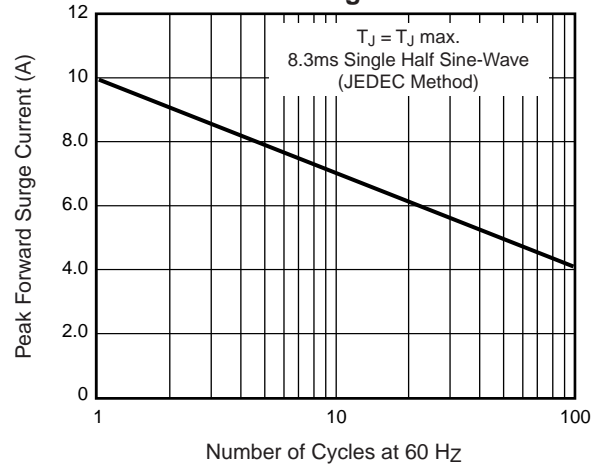
Surface Mount Glass Passivated Ultrafast Rectifier

## Ratings and Characteristic Curves ( $T_A = 25^\circ\text{C}$ unless otherwise noted)

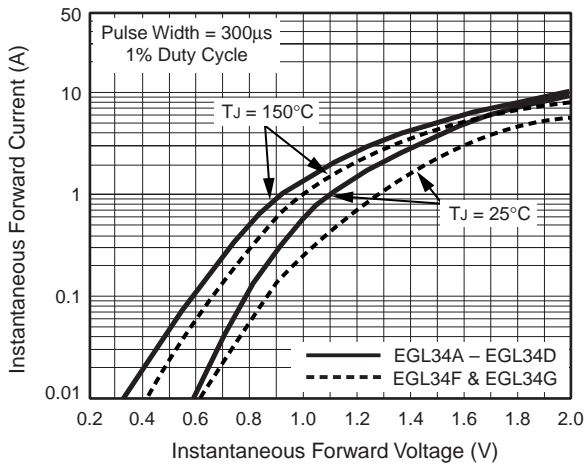
**Fig. 1 – Forward Current Derating Curve**



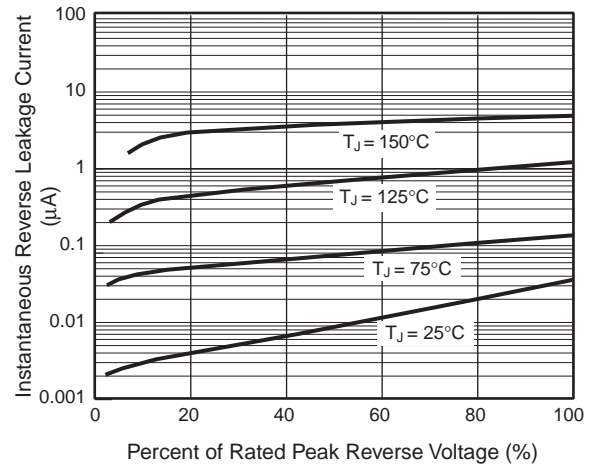
**Fig. 2 – Maximum Non-Repetitive Peak Forward Surge Current**



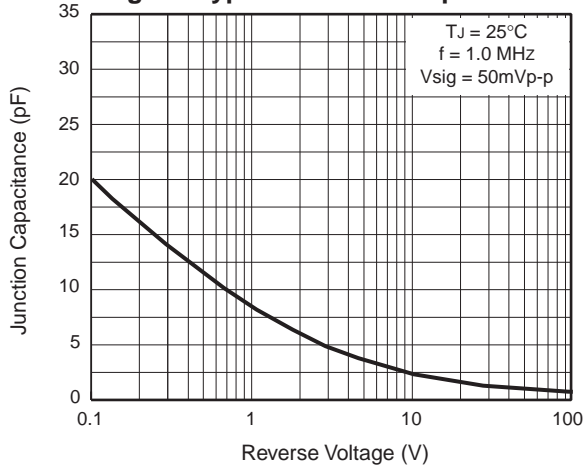
**Fig. 3 – Typical Instantaneous Forward Characteristics**



**Fig. 4 – Typical Reverse Characteristics**



**Fig. 5 – Typical Junction Capacitance**



**Fig. 6 – Typical Transient Thermal Impedance**

