

RB055L-40

PRV : 40 Volts
I_o : 3 Ampere

FEATURES :

- * Silicon epitaxial planar
- * Low forward voltage
- * Low reverse current
- * High reliability
- * **Pb / RoHS Free**

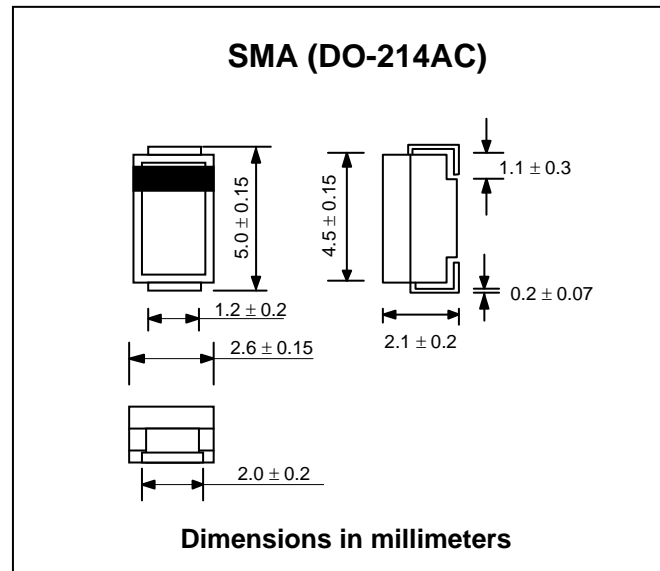
APPLICATIONS :

- * General rectification

MECHANICAL DATA :

- * Case : SMA Molded plastic
- * Epoxy : UL94V-O rate flame retardant
- * Lead : Lead Formed for Surface Mount
- * Polarity : Color band denotes cathode end
- * Mounting position : Any
- * Weight : 0.067 gram

SURFACE MOUNT SCHOTTKY BARRIER RECTIFIER



Maximum Ratings and Thermal Characteristics (Ta = 25 °C)

Parameter	Symbol	Value	Unit
Maximum DC reverse voltage	V _R	40	V
Maximum peak reverse voltage	V _{RM}	40	V
Maximum average forward current ⁽¹⁾	I _F	3.0	A
Maximum peak forward surge current 8.3ms single half sine wave	I _{FSM}	40	A
Junction Temperature	T _J	150	°C
Storage temperature range	T _{STG}	-40 to + 150	°C

Notes :

(1) Mounted on epoxy board, half sine wave at 180°C

Parameter	Symbol	Test Condition	Min	Typ	Max	Unit
Forward Voltage	V _F	I _F = 3 A	-	-	0.65	V
Reverse Current	I _R	V _R = 40 V	-	-	0.5	mA

RATING AND CHARACTERISTIC CURVES (RB055L-40)

FIG.1 - DERATING CURVE FOR OUTPUT RECTIFIED CURRENT

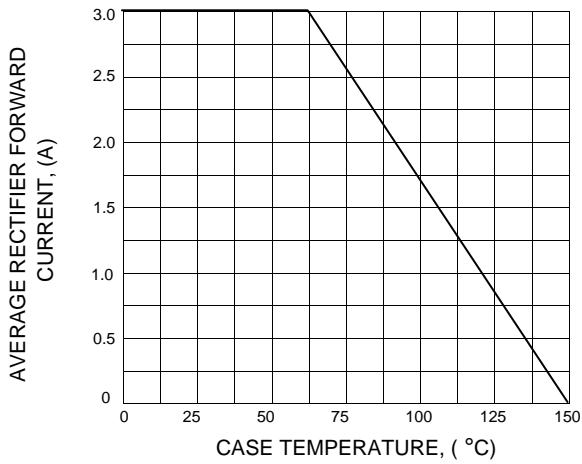


FIG.2 - MAXIMUM NON-REPETITIVE PEAK FORWARD SURGE CURRENT

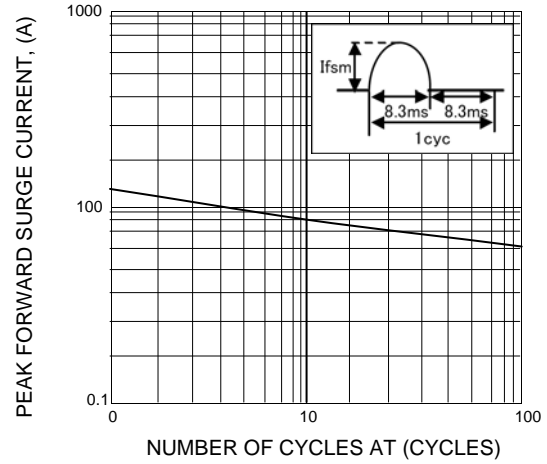


FIG.3 - TYPICAL FORWARD CHARACTERISTICS

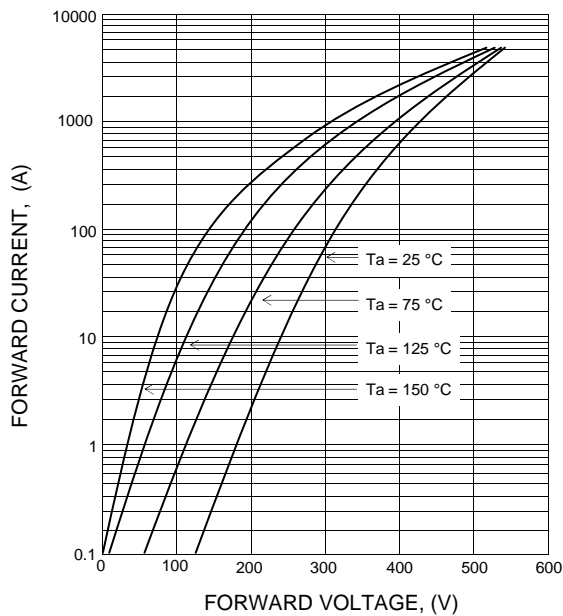


FIG. 4 - TYPICAL REVERSE CHARACTERISTICS

