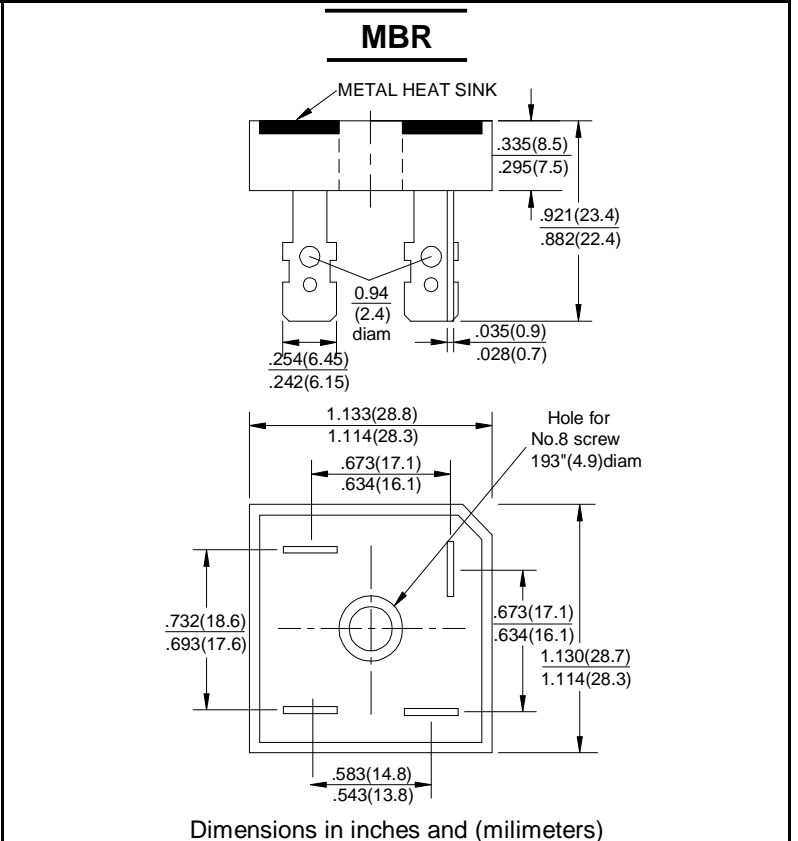


SILICON BRIDGE RECTIFIERS	REVERSE VOLTAGE - 50 to 1000Volts FORWARD CURRENT - 10/15/25/35/50 Amperes
----------------------------------	---

FEATURES

- Surge overload -240~500 amperes peak
- Low forward voltage drop
- Mounting position: Any
- Electrically isolated base -2000 Volts
- Solderable 0.25" FAST ON terminals
- Materials used carries U/L recognition



MAXIMUM RATINGS AND ELECTRICAL CHARACTERISTICS

Rating at 25°C ambient temperature unless otherwise specified.
 Resistive or inductive load 60HZ.
 For capacitive load current by 20%

CHARACTERISTICS	SYMBOL	MBR	MBR	MBR	MBR	MBR	MBR	MBR	UNIT
		10005	1001	1002	1004	1006	1008	1010	
Maximum Recurrent Peak Reverse Voltage	V _{RRM}	50	100	200	400	600	800	1000	V
Maximum RMS Bridge Input Voltage	V _{RMS}	35	70	140	280	420	560	700	V
Maximum Average Forward Rectified Output Current @T _c =55°C	I _(AV)	10	15	25	35	50			A
Peak Forward Surge Current 8.3ms Single Half Sine-Wave Super Imposed on Rated Load	I _{FSM}	240	300	400	400	500			A
Maximum Forward Voltage Drop Per Element at 5.0/7.5/12.5/17.5/25.0 Peak	V _F	1.1							V
Maximum Reverse Current at Rated DC Blocking Voltage Per Element @T _J =25°C	I _R	10.0							μA
Operating Temperature Range	T _J	-55 to +150							°C
Storage Temperature Range	T _{STG}	-55 to +150							°C

RATING AND CHARACTERISTIC CURVES
MBR10/15/25/35/50A SERIES



FIG.1-MAXIMUM FORWARD SURGE CURRENT

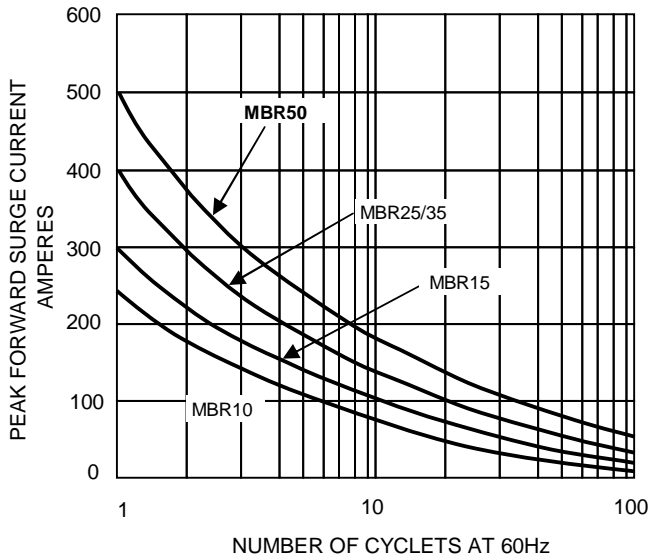


FIG.2- DERATING CURVE
 OUTPUT RECTIFIED CURRENT

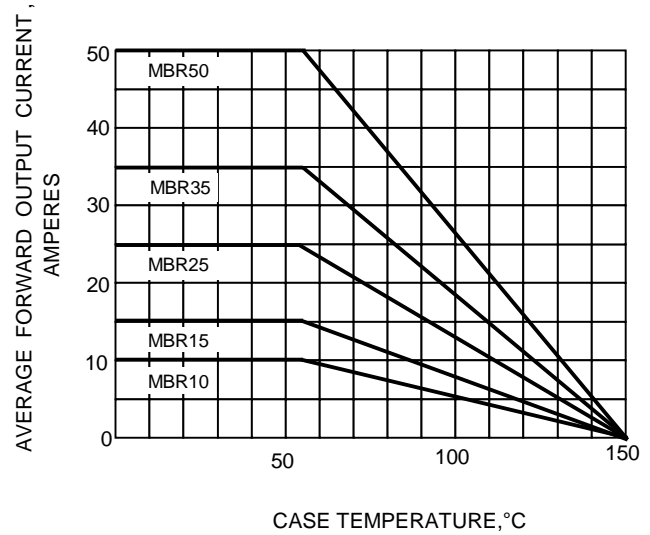


FIG.4-TYPICAL FORWARD CHARACTERISTICS

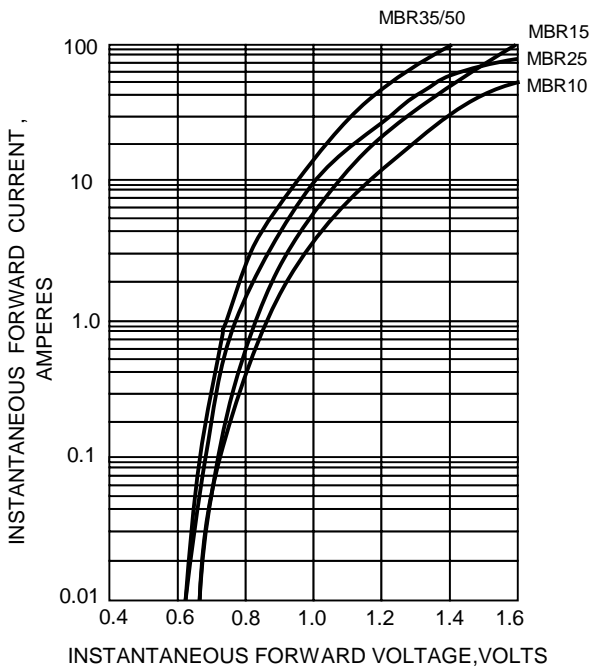


FIG.5-TYPICAL REVERSE CHARACTERISTICS

