



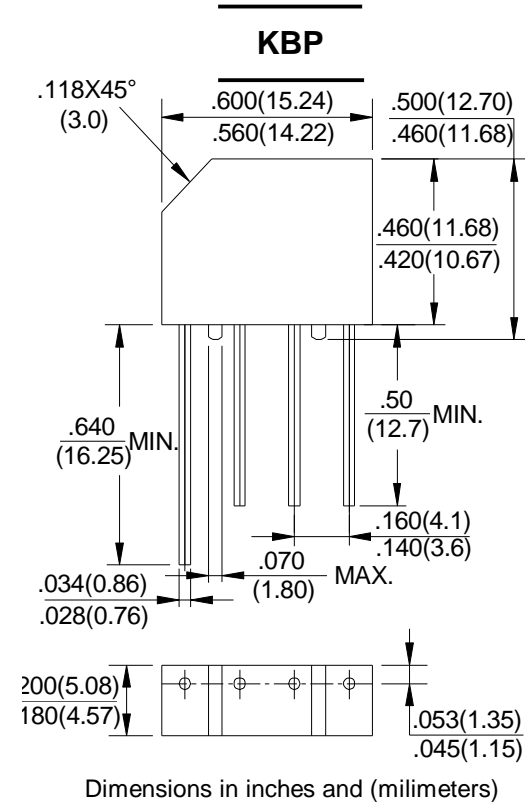
# KBP3005G thru KBP310G

## GLASS PASSIVATED BRIDGE RECTIFIERS

REVERSE VOLTAGE - **50 to 1000**Volts  
FORWARD CURRENT - **3.0** Amperes

### FEATURES

- Surge overload rating -80 amperes peak
- Ideal for printed circuit board
- Plastic material has UL flammability classification 94V-0
- Mounting position :Any



## MAXIMUM RATINGS AND ELECTRICAL CHARACTERISTICS

Rating at 25°C ambient temperature unless otherwise specified.

Resistive or inductive load,60HZ.

For capacitive load, derate current by 20%

CHARACTERISTICS	SYMBOL	KBP 3005G	KBP 301G	KBP 302G	KBP 304G	KBP 306G	KBP 308G	KBP 310G	UNIT
Maximum Recurrent Peak Reverse Voltage	V <sub>RRM</sub>	50	100	200	400	600	800	1000	V
Maximum RMS Bridge Input Voltage	V <sub>RMS</sub>	35	70	140	280	420	560	700	V
Maximum DC Blocking Voltage	V <sub>DC</sub>	50	100	200	400	600	800	1000	V
Maximum Average Forward Rectified Output Current @T <sub>A</sub> =50 °C	I <sub>(AV)</sub>	3.0							A
Peak Forward Surge Current , 8.3ms Single Half Sine-Wave Super Imposed on Rated Load	I <sub>FSM</sub>	80							A
Maximum Forward Voltage Drop Per Bridge Element at 3.0A Peak	V <sub>F</sub>	1.1							V
Maximum Reverse Current at Rated DC Blocking Voltage Per Element	I <sub>R</sub>	10.0							μA
Maximum Reverse Current at Rated DC Blocking Voltage Per Element @T <sub>A</sub> =100°C	I <sub>R</sub>	1.0							mA
Operating Temperature RangeT <sub>J</sub>	T <sub>J</sub>	-55 to +150							°C
Storage Temperature Range T <sub>A</sub>	T <sub>STG</sub>	-55 to +150							°C

# RATING AND CHARACTERISTIC CURVES

KBP3005G thru KBP310G



FIG.1-DERATING CURVE  
OUTPUT RECTIFIED CURRENT

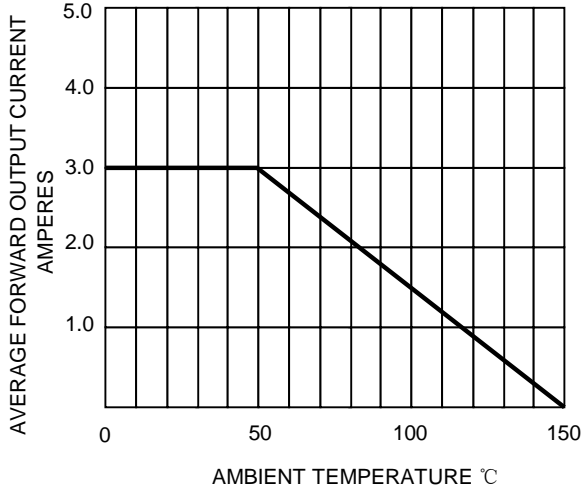


FIG.2-TYPICAL FORWARD CHARACTERISTICS

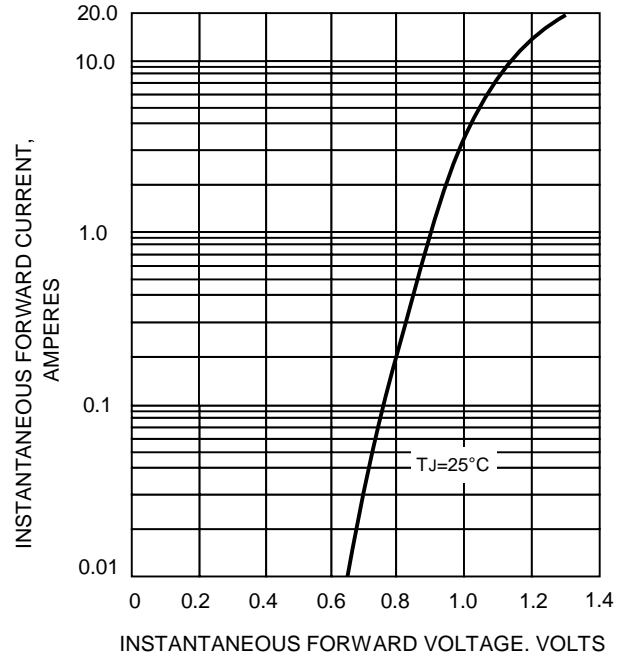


FIG.3-TYPICAL REVERSE CHARACTERISTICS

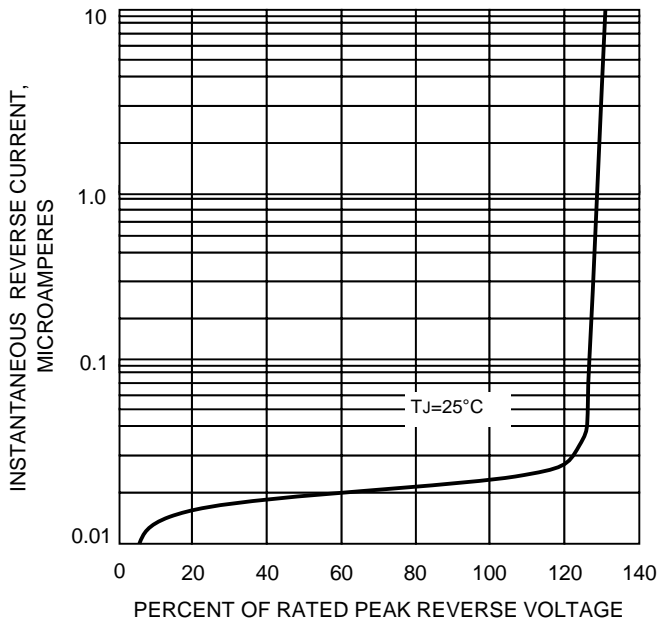


FIG.4-MAXIMUM FORWARD SURGE CURRENT

