



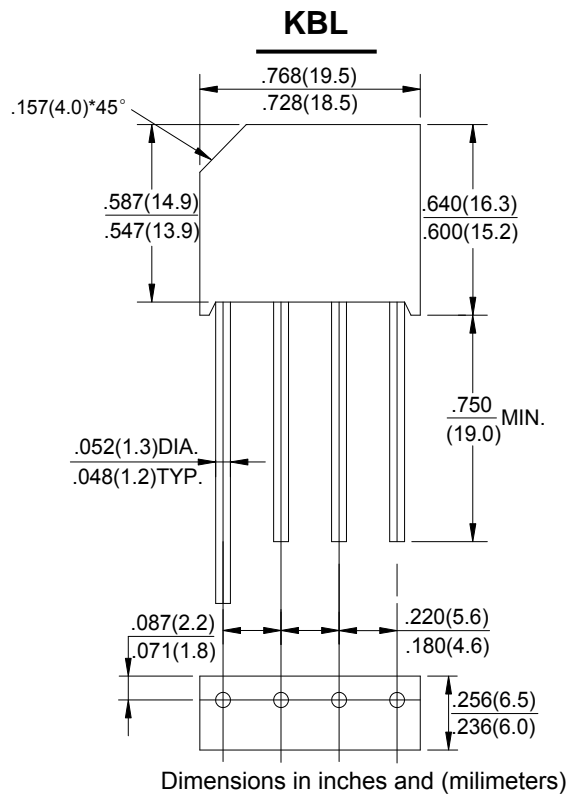
KBL6005G thru KBL610G

GLASS PASSIVATED BRIDGE RECTIFIERS

REVERSE VOLTAGE - 50 to 1000Volts
FORWARD CURRENT - 6.0Amperes

FEATURES

- Surge overload rating -125 Amperes peak
- Ideal for printed circuit board
- Plastic material has UL flammability classification 94V-0
- Mounting position :Any



MAXIMUM RATINGS AND ELECTRICAL CHARACTERISTICS

Rating at 25°C ambient temperature unless otherwise specified.

Single phase, half wave ,60Hz, resistive or inductive load.

For capacitive load, derate current by 20%

CHARACTERISTICS	SYMBOL	KBL 6005G	KBL 601G	KBL 602G	KBL 604G	KBL 606G	KBL 608G	KBL 610G	UNIT
Maximum Recurrent Peak Reverse Voltage	VRRM	50	100	200	400	600	800	1000	V
Maximum RMS Bridge Input Voltage	VRMS	35	70	140	280	420	560	700	V
Maximum DC Blocking Voltage	VDC	50	100	200	400	600	800	1000	V
Maximum Average Forward Output Current at 50°C TA (Note1)	I(AV)	6.0							A
Peak Forward Surge Current 8.3ms Single Half Sine-Wave Super Imposed on Rated Load	IFSM	125							A
Maximum Forward Voltage Drop Per Element at 3.0A Peak	VF	1.1							V
Maximum DC Reverse Current at Rated DC Blocking Voltage	IR	10.0							µA
Maximum Reverse Current at Rated DC Blocking Voltage and 150°C TA	IR	1.0							mA
Operating Temperature Range	TJ	-55 to +150							°C
Storage Temperature Range	TSTG	-55 to +150							°C

NOTES : 1. Mounting conditions ,0.5" lead length maximum.

FIG.1-MAXIMUM FORWARD SURGE CURRENT

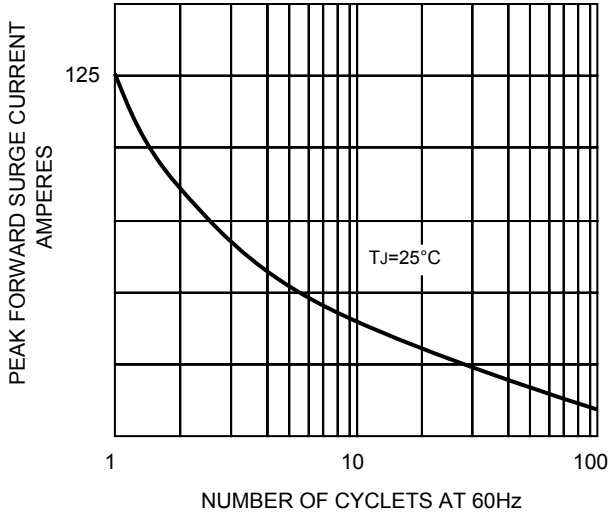


FIG.1-DERATING CURVE
OUTPUT RECTIFIED CURRENT

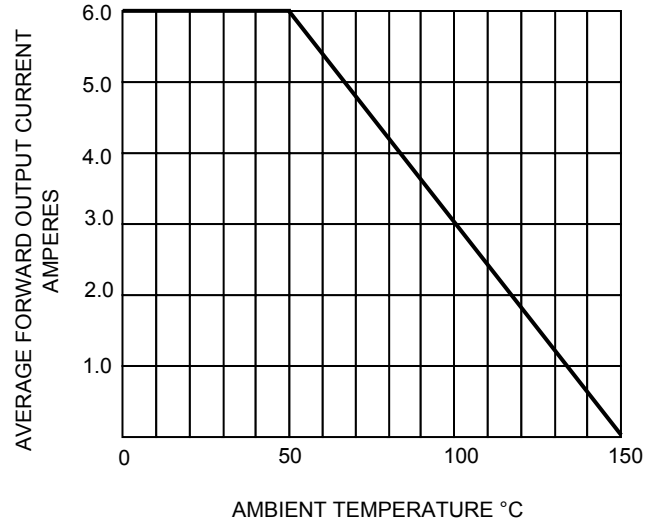


FIG.4-TYPICAL FORWARD CHARACTERISTICS

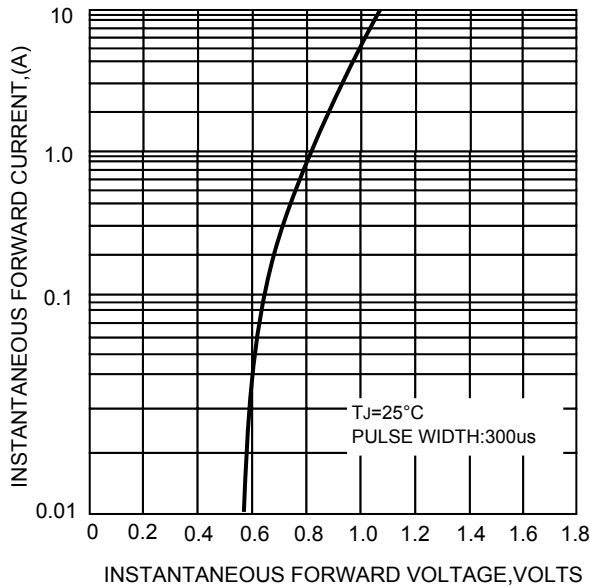


FIG.4- TYPICAL REVERSE CHARACTERISTICS

