

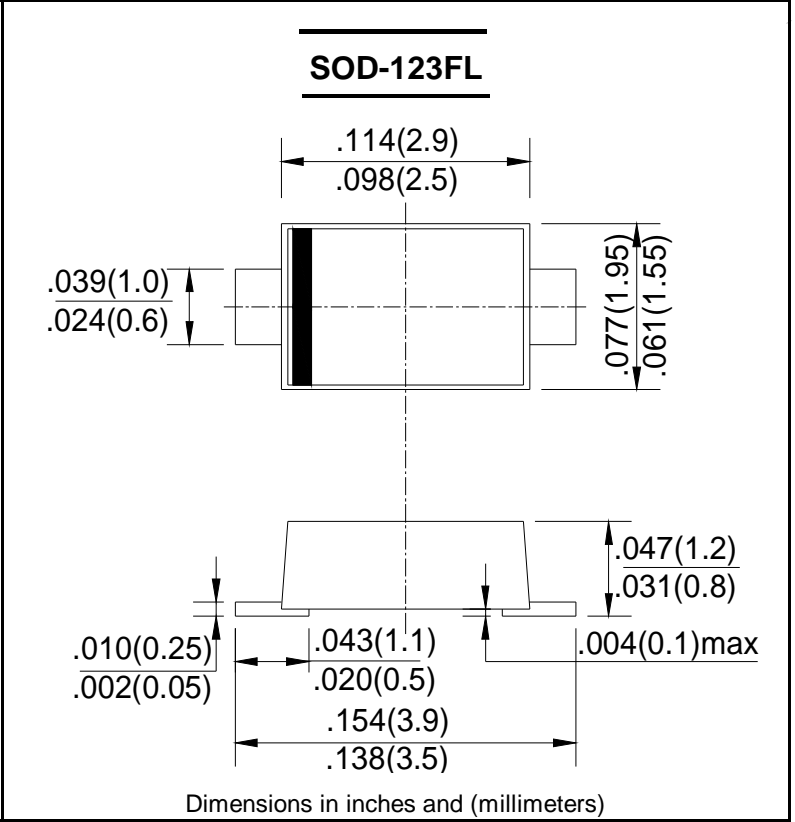
SURFACE MOUNT SCHOTTKY BARRIER RECTIFIERS	REVERSE VOLTAGE - 20 to 100 Volts FORWARD CURRENT - 1.0 Ampere
--	---

FEATURES

- Low profile package
- Ideal for automated placement
- Ultrafast reverse recovery time
- Low power losses, high efficiency
- Low forward voltage drop
- High surge capability
- High temperature soldering:
260°C/10 seconds at terminals
- Component in accordance to
RoHS 2002/95/1 and WEEE 2002/96/EC

MECHANICAL DATA

- Case: JEDEC SOD-123FL molded plastic
body over passivated chip
- Terminals: Solder plated, solderable per
J-STD-002B and JESD22-B102D
- Polarity: Laser band denotes cathode end
- Weight: 0.017gram



MAXIMUM RATINGS AND ELECTRICAL CHARACTERISTICS

Rating at 25°C ambient temperature unless otherwise specified.
 Single phase, half wave ,60Hz, resistive or inductive load.
 For capacitive load, derate current by 20%

CHARACTERISTICS	SYMBOL	SS12L	SS13L	SS14L	SS15L	SS16L	SS18L	SS110L	UNIT
	MARKING	S12L	S13L	S14L	S15L	S16L	S18L	S110L	
Maximum Recurrent Peak Reverse Voltage	V _{RRM}	20	30	40	50	60	80	100	V
Maximum RMS Voltage	V _{RMS}	14	21	28	35	42	56	70	V
Maximum DC Blocking Voltage	V _{DC}	20	30	40	50	60	80	100	V
Maximum Average Forward Rectified Current @ T _L =100 °C	I _(AV)	1.0							A
Peak Forward Surge Current 8.3ms Single Half Sine-Wave Super Imposed On Rated Load (JEDEC Method)	I _{FSM}	25							A
Maximum Forward Voltage at 1.0A DC	V _F	0.55			0.70		0.85		V
Maximum DC Reverse Current @ T _A =25 °C at Rated DC Blocking Voltage @ T _A =100 °C	I _R	1.0			10				mA
Thermal resistance from junction to ambient (Note1)	R _{θJA}	88							°C/W
Operating Temperature Range	T _J	-55 to + 150							°C
Storage Temperature Range	T _{STG}	-55 to + 150							°C

Note1: Mounted on FR-4 P.C.B. With 0.9x1.5 mm copper pad areas (≈35 μm thick)

RATING AND CHARACTERISTIC CURVES

SS12L thru SS110L



FIG. 1 - FORWARD CURRENT DERATING CURVE

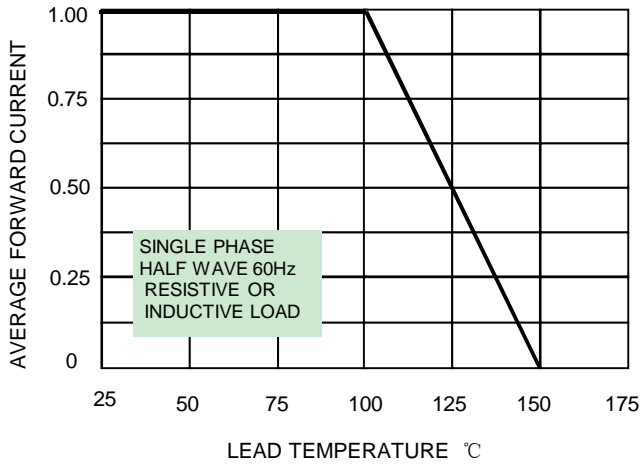


FIG.2 - MAXIMUM NON-REPETITIVE SURGE CURRENT

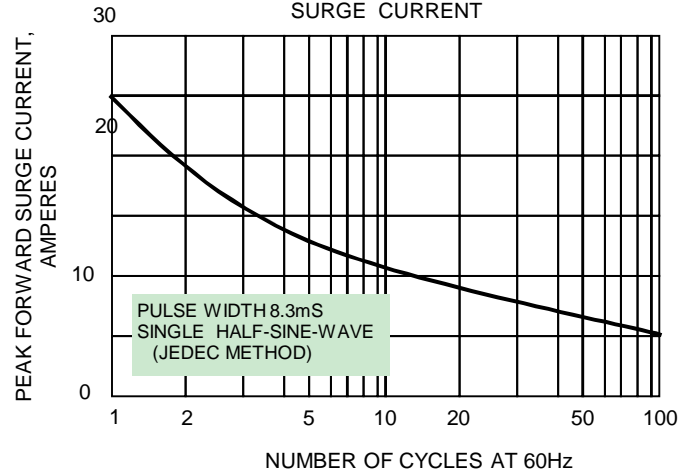


FIG.3-TYPICAL FORWARD CHARACTERISTICS

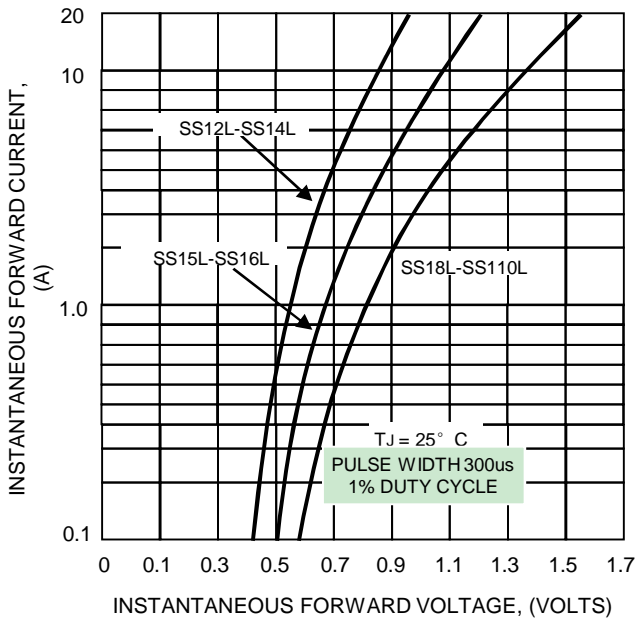


FIG.4-TYPICAL REVERSE CHARACTERISTICS

