

MAPRST1030-1KS



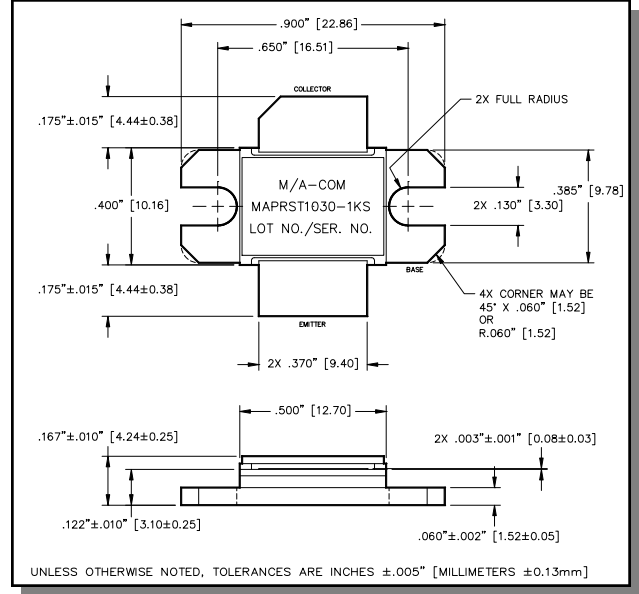
Avionics Pulsed Power Transistor
1000W, 1030 MHz, 10µs Pulse, 1% Duty

M/A-COM Products
Released, 30 May 07

Features

- NPN silicon microwave power transistors
- Common base configuration
- Broadband Class C operation
- High efficiency inter-digitized geometry
- Diffused emitter ballasting resistors
- Gold metallization system
- Internal input and output impedance matching
- Hermetic metal/ceramic package
- RoHS Compliant

Outline Drawing



Absolute Maximum Ratings at 25°C

Parameter	Symbol	Rating	Units
Collector-Emitter Voltage	V_{CES}	65	V
Emitter-Base Voltage	V_{EBO}	3.0	V
Collector Current (Peak)	I_C	250	A
Power Dissipation @ +25°C	P_{TOT}	11.6	kW
Storage Temperature	T_{STG}	-65 to +200	°C
Junction Temperature	T_J	200	°C

Electrical Specifications: $T_C = 25 \pm 5^\circ\text{C}$ (Room Ambient)

Parameter	Test Conditions	Frequency	Symbol	Min	Max	Units
Collector-Emitter Breakdown Voltage	$I_C = 250\text{mA}$		BV_{CES}	65	-	V
Collector-Emitter Leakage Current	$V_{CE} = 50\text{V}$		I_{CES}	-	30	mA
Thermal Resistance	$V_{CC} = 50\text{V}$, $P_{out} = 1000\text{W}$	$F = 1030\text{ MHz}$	$R_{TH(JC)}$	-	0.015	°C/W
Input Power	$V_{CC} = 50\text{V}$, $P_{out} = 1000\text{W}$	$F = 1030\text{ MHz}$	P_{IN}	-	158	W
Power Gain	$V_{CC} = 50\text{V}$, $P_{out} = 1000\text{W}$	$F = 1030\text{ MHz}$	G_P	8.0	-	dB
Collector Efficiency	$V_{CC} = 50\text{V}$, $P_{out} = 1000\text{W}$	$F = 1030\text{ MHz}$	η_C	45	-	%
Input Return Loss	$V_{CC} = 50\text{V}$, $P_{out} = 1000\text{W}$	$F = 1030\text{ MHz}$	RL	-	-10	dB
Load Mismatch Tolerance	$V_{CC} = 50\text{V}$, $P_{out} = 1000\text{W}$	$F = 1030\text{ MHz}$	VSWR-T	-	10:1	-
Load Mismatch Stability	$V_{CC} = 50\text{V}$, $P_{out} = 1000\text{W}$	$F = 1030\text{ MHz}$	VSWR-S	-	1.5:1	-

MAPRST1030-1KS



Avionics Pulsed Power Transistor
1000W, 1030 MHz, 10µs Pulse, 1% Duty

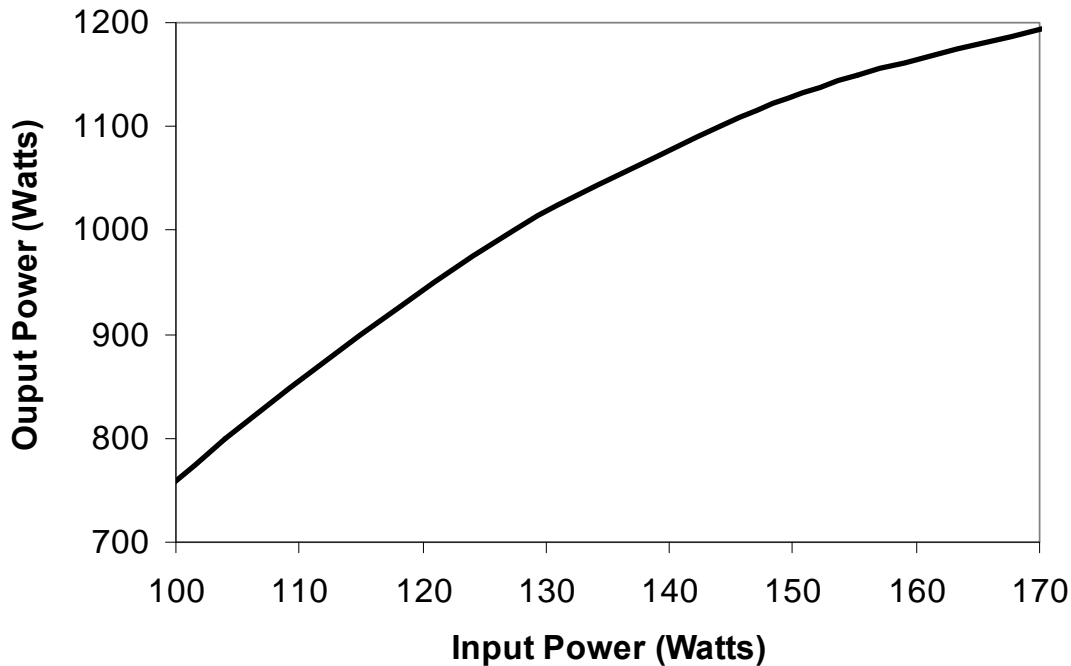
M/A-COM Products
Released, 30 May 07

Typical RF Performance

Freq. (MHz)	Pin (W)	Pout (W)	Gain (dB)	Ic (A)	Eff (%)	RL (dB)	VSWR-S (1.5:1)	VSWR-T (10:1)	P1dB Overdrive	
									Pout	ΔPo
1030	134	1000	8.74	39.5	50.8	-21.3	S	P	1180	0.74

Note: ΔPo (dB) is the difference between Pout at 1dB overdrive and Pout at Pout = 1000W.

RF Power Transfer Curve (Output Power Vs. Input Power)



ADVANCED: Data Sheets contain information regarding a product M/A-COM Technology Solutions is considering for development. Performance is based on target specifications, simulated results, and/or prototype measurements. Commitment to develop is not guaranteed.
PRELIMINARY: Data Sheets contain information regarding a product M/A-COM Technology Solutions has under development. Performance is based on engineering tests. Specifications are typical. Mechanical outline has been fixed. Engineering samples and/or test data may be available. Commitment to produce in volume is not guaranteed.

- **North America** Tel: 800.366.2266 / Fax: 978.366.2266
- **Europe** Tel: 44.1908.574.200 / Fax: 44.1908.574.300
- **Asia/Pacific** Tel: 81.44.844.8296 / Fax: 81.44.844.8298

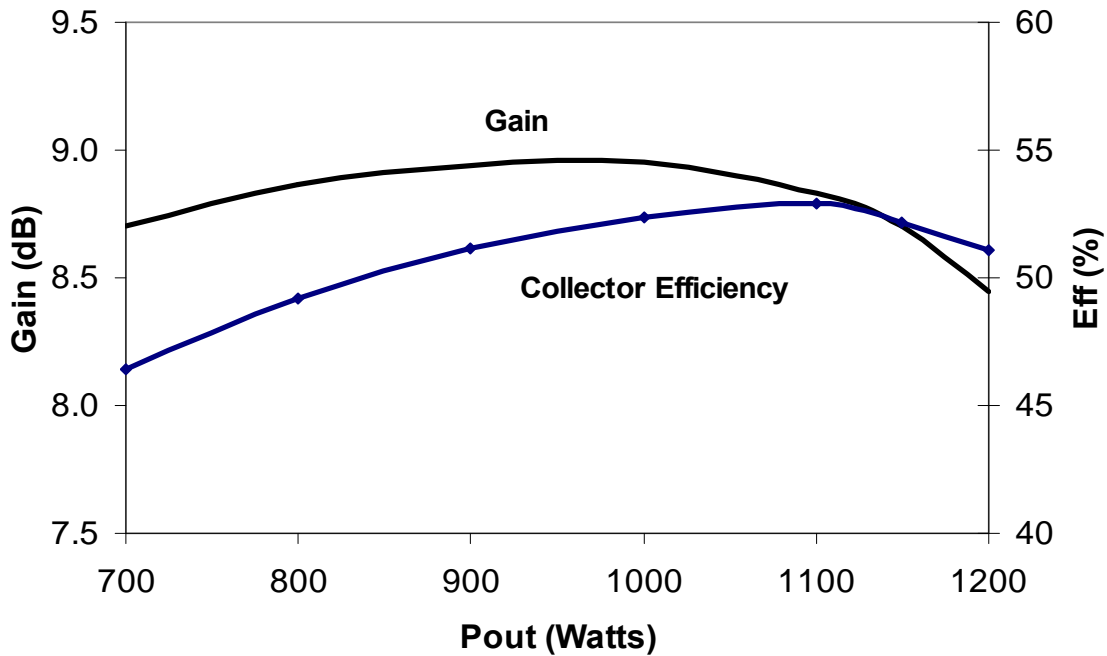
Visit www.macomtech.com for additional data sheets and product information.

M/A-COM Technology Solutions Inc. and its affiliates reserve the right to make changes to the product(s) or information contained herein without notice.

Avionics Pulsed Power Transistor
1000W, 1030 MHz, 10µs Pulse, 1% Duty

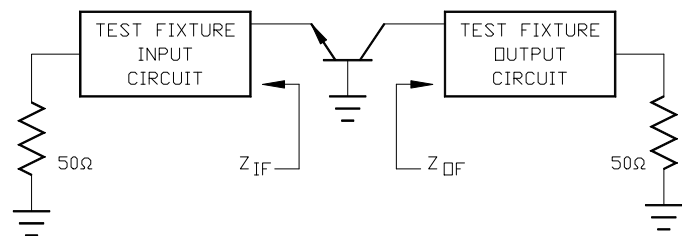
M/A-COM Products
Released, 30 May 07

RF Power Transfer Curve (Gain & Collector Efficiency vs. Output Power)



RF Test Fixture Impedance

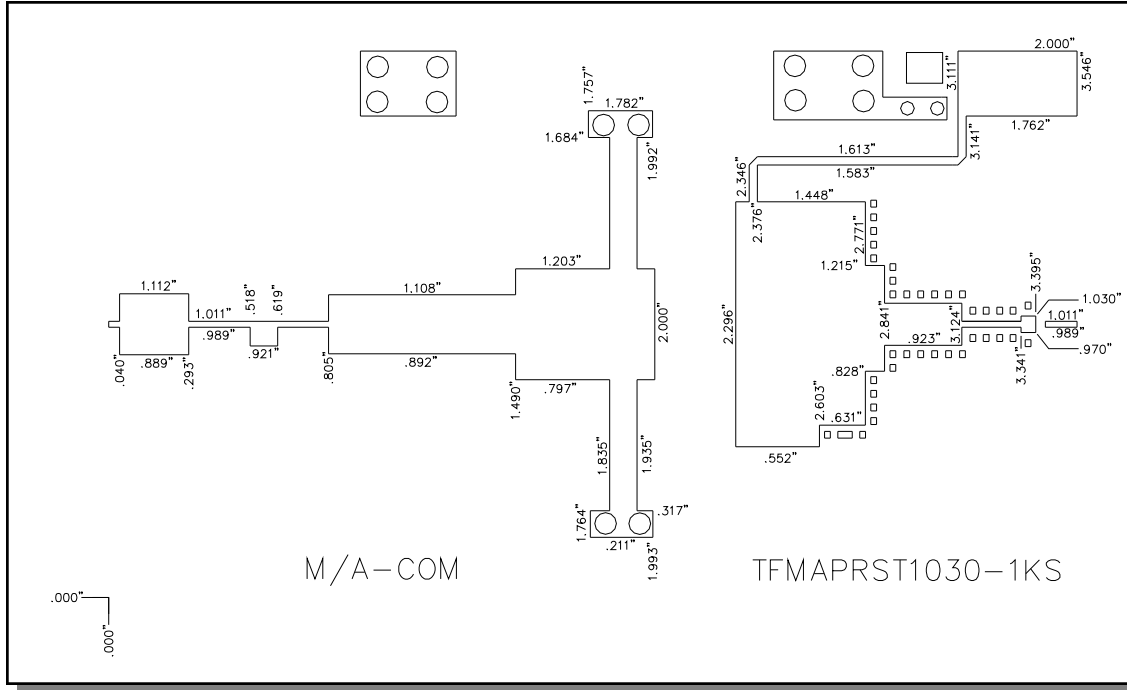
F (MHz)	Z _{IF} (Ω)	Z _{OF} (Ω)
1030	1.8 - j2.2	0.5 - j1.0



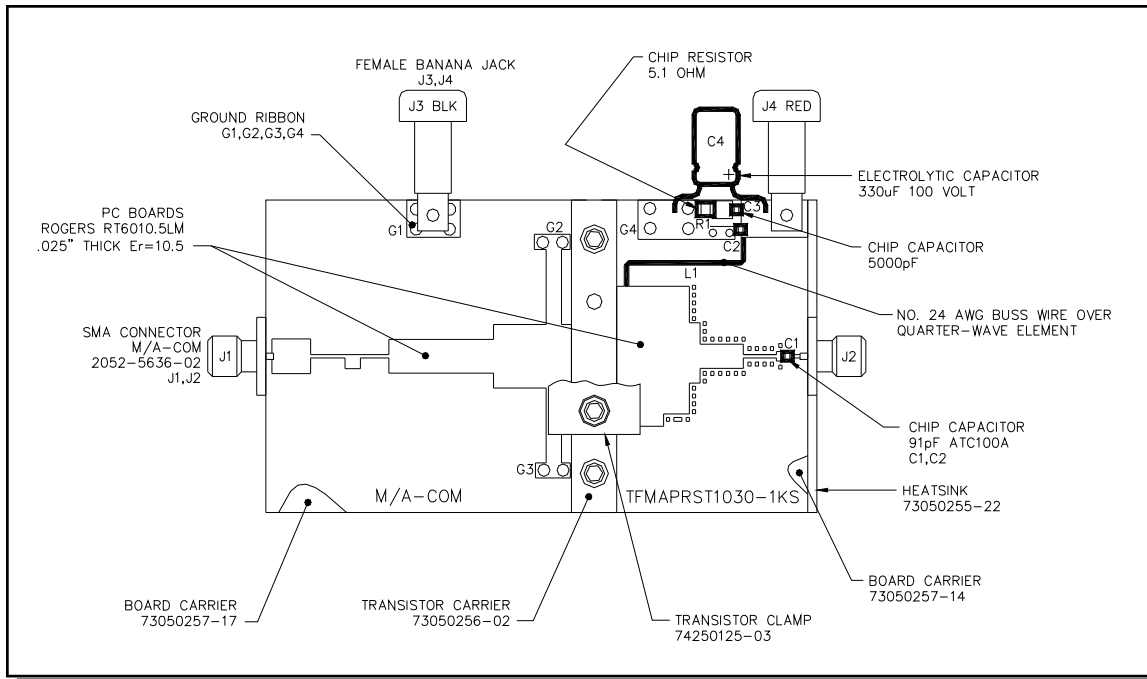
Avionics Pulsed Power Transistor
1000W, 1030 MHz, 10µs Pulse, 1% Duty

M/A-COM Products
Released, 30 May 07

Test Fixture Circuit Dimensions



Test Fixture Assembly



ADVANCED: Data Sheets contain information regarding a product M/A-COM Technology Solutions is considering for development. Performance is based on target specifications, simulated results, and/or prototype measurements. Commitment to develop is not guaranteed.
PRELIMINARY: Data Sheets contain information regarding a product M/A-COM Technology Solutions has under development. Performance is based on engineering tests. Specifications are typical. Mechanical outline has been fixed. Engineering samples and/or test data may be available. Commitment to produce in volume is not guaranteed.

- **North America** Tel: 800.366.2266 / Fax: 978.366.2266
 - **Europe** Tel: 44.1908.574.200 / Fax: 44.1908.574.300
 - **Asia/Pacific** Tel: 81.44.844.8296 / Fax: 81.44.844.8298
- Visit www.macomtech.com for additional data sheets and product information.

M/A-COM Technology Solutions Inc. and its affiliates reserve the right to make changes to the product(s) or information contained herein without notice.