

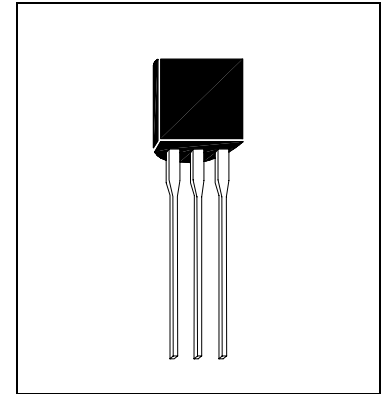


2SC1959

NPN EPITAXIAL PLANAR TRANSISTOR

Description

The 2SC1959 is designed for audio frequency Low power amplifier applications.



Features

- Excellent hFE Linearity.

Absolute Maximum Ratings

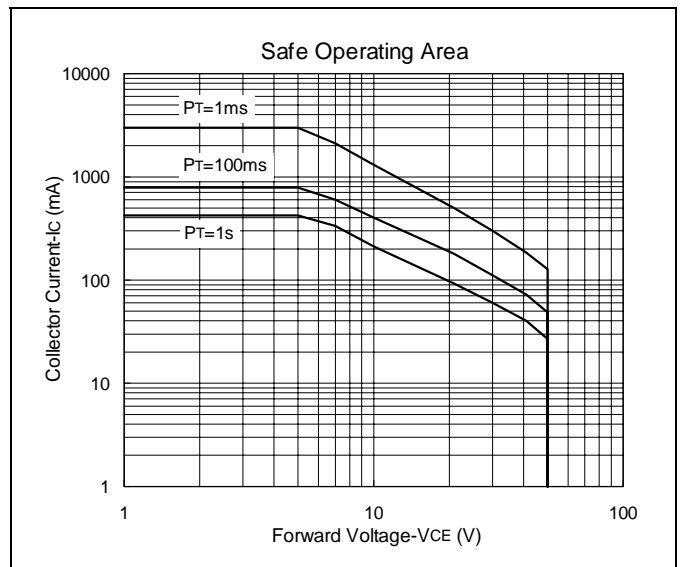
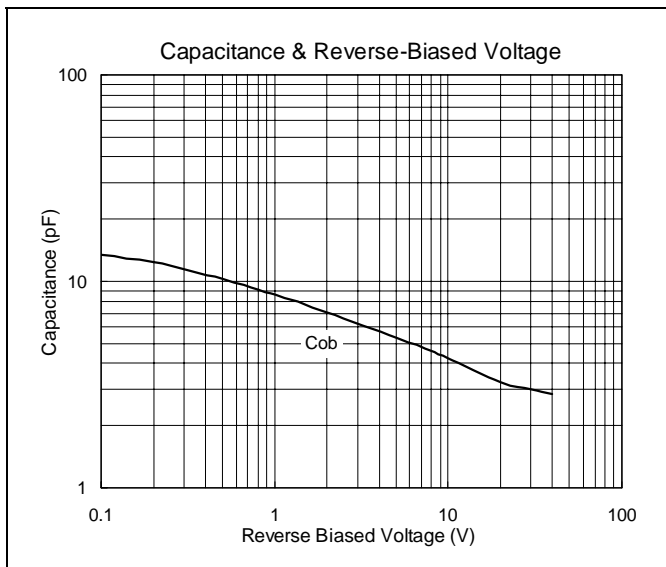
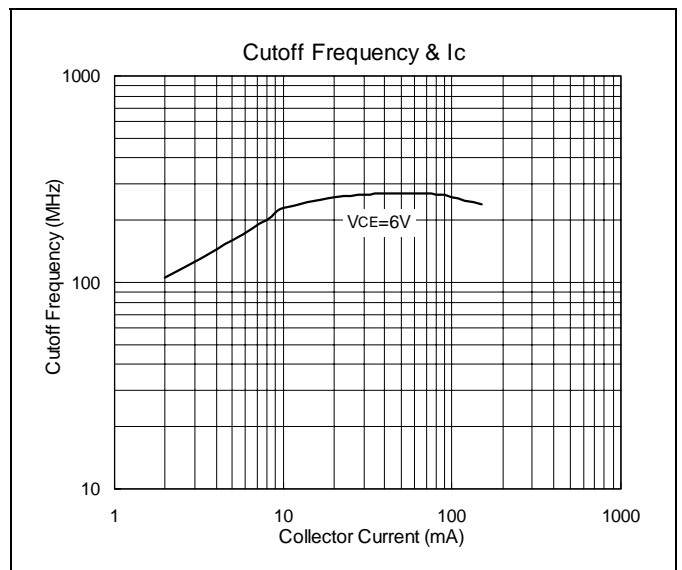
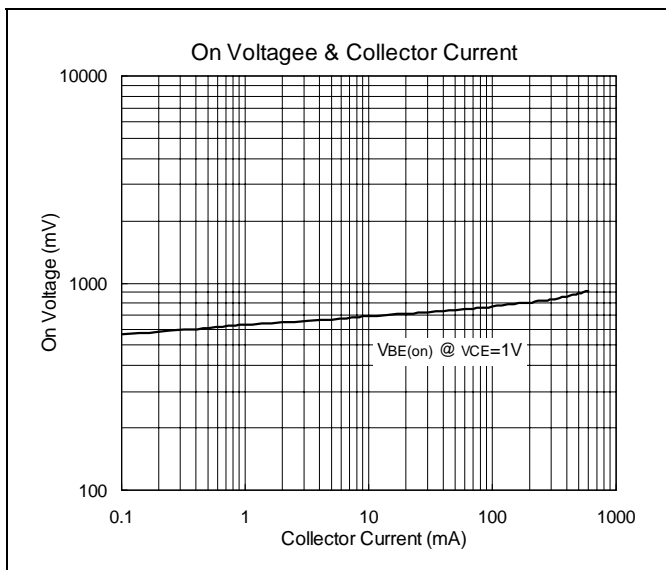
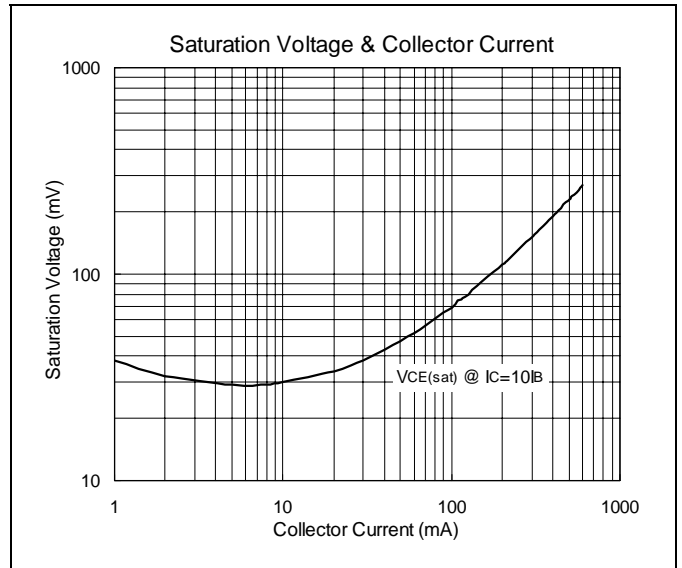
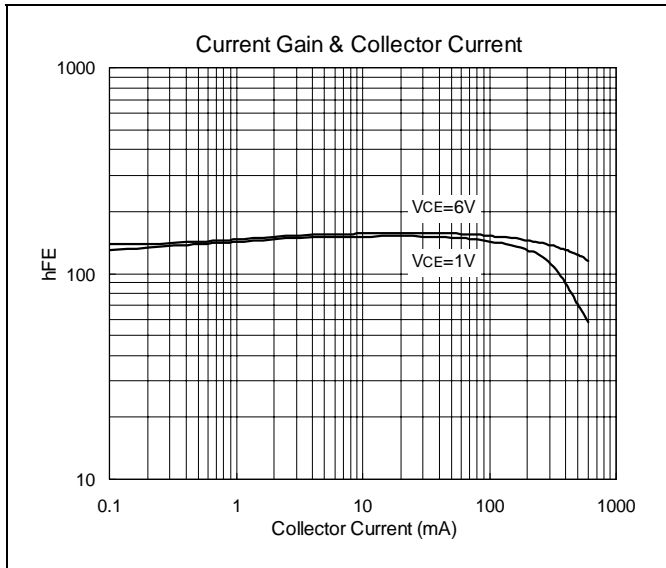
- Maximum Temperatures
Storage Temperature -55~+150°C
Junction Temperature 150°C Maximum
- Maximum Power Dissipation
Total Power Dissipation (Ta=25°C) 500 mW
- Maximum Voltages and Currents (Ta=25°C)
VCBO Collector to Base Voltage 35 V
VCEO Collector to Emitter Voltage 30 V
VEBO Emitter to Base Voltage 5.0 V
IC Collector Current 500 mA

Characteristics (Ta=25°C)

Symbol	Min.	Typ.	Max.	Unit	Test Conditions
BVCBO	35	-	-	V	IC=100uA, IE=0
BVCEO	30	-	-	V	IC=1mA, IB=0
BVEB	5	-	-	V	IE=10uA, IC=0
ICBO	-	-	100	nA	VCB=35V, IE=0
IEBO	-	-	100	nA	VEB=5V, IC=0
VCE(sat)	-	-	0.25	V	IC=100mA, IB=10mA
VBE(on)	-	-	1.0	V	VCE=1V, IC=100mA
hFE1	120	-	240		VCE=1V, IC=100mA
hFE2	40	-	-		VCE=6V, IC=400mA
fT	-	300	-	MHz	IC=20mA, VCE=6V
Cob	-	7.0	-	pF	IE=0, VCB=6V, f=1MHZ

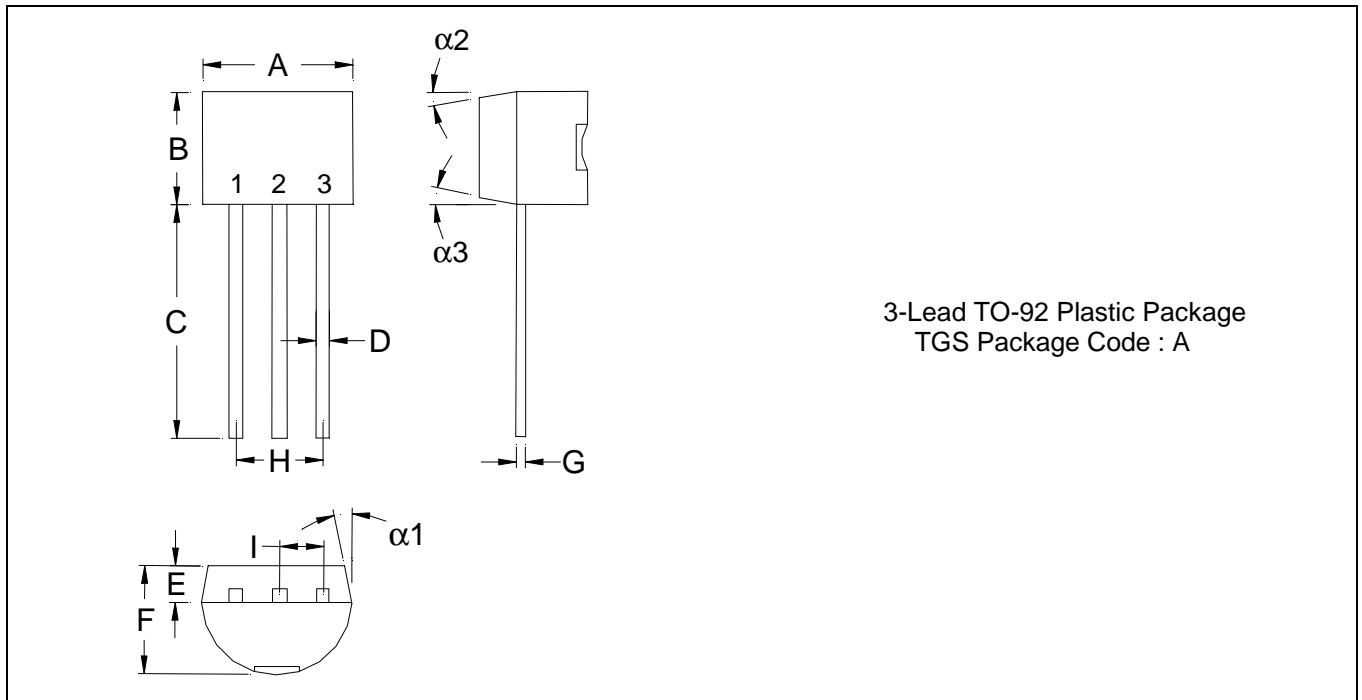


Characteristics Curve





TO-92 Dimension



*:Typical

DIM	Inches		Millimeters		DIM	Inches		Millimeters	
	Min.	Max.	Min.	Max.		Min.	Max.	Min.	Max.
A	0.1704	0.1902	4.33	4.83	G	0.0142	0.0220	0.36	0.56
B	0.1704	0.1902	4.33	4.83	H	-	*0.1000	-	*2.54
C	0.5000	-	12.70	-	I	-	*0.0500	-	*1.27
D	0.0142	0.0220	0.36	0.56	$\alpha 1$	-	*5°	-	*5°
E	-	*0.0500	-	*1.27	$\alpha 2$	-	*2°	-	*2°
F	0.1323	0.1480	3.36	3.76	$\alpha 3$	-	*2°	-	*2°