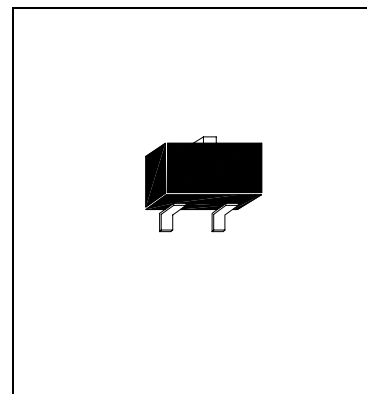




MMBT5551LT1

NPN EPITAXIAL PLANAR TRANSISTOR



Description

The MMBT5551LT1 is designed for general purpose applications requiring high Breakdown Voltages.

Absolute Maximum Ratings

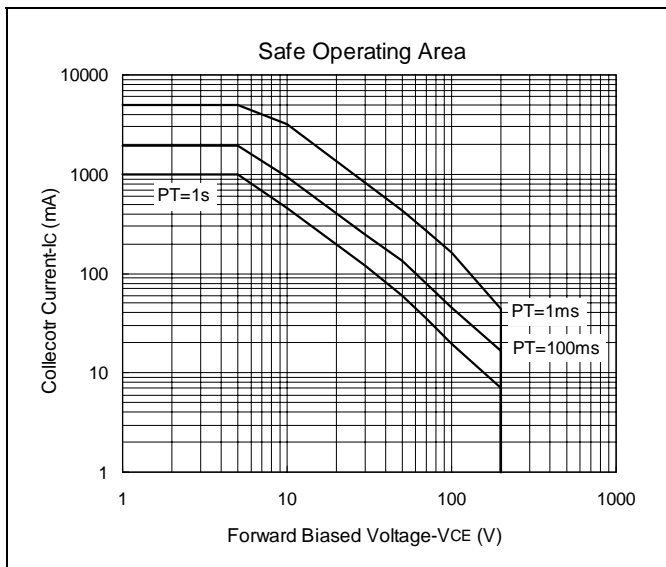
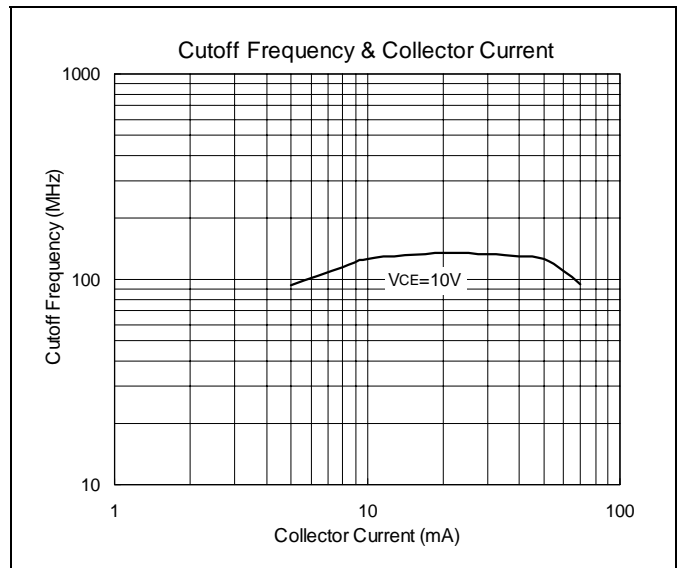
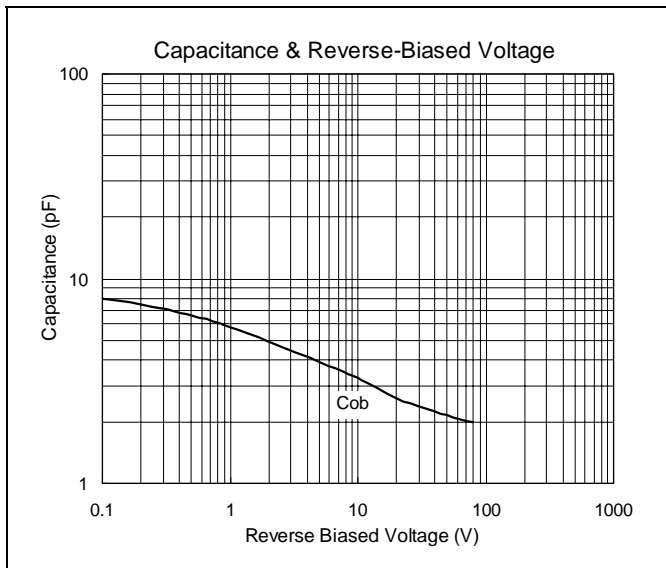
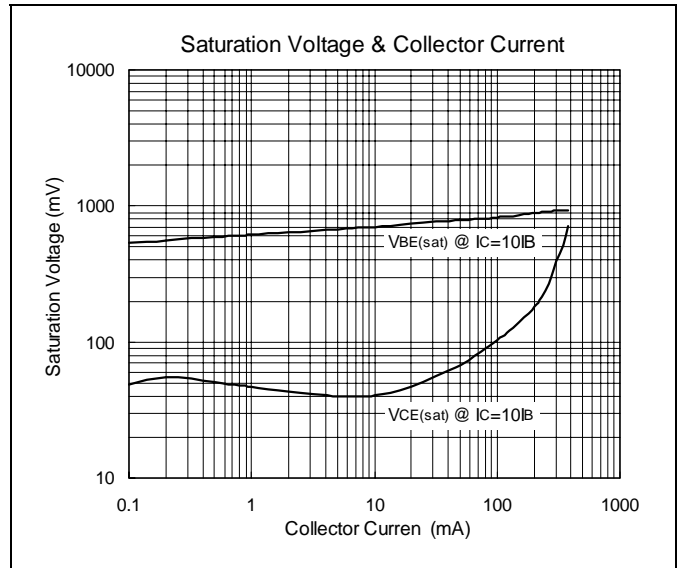
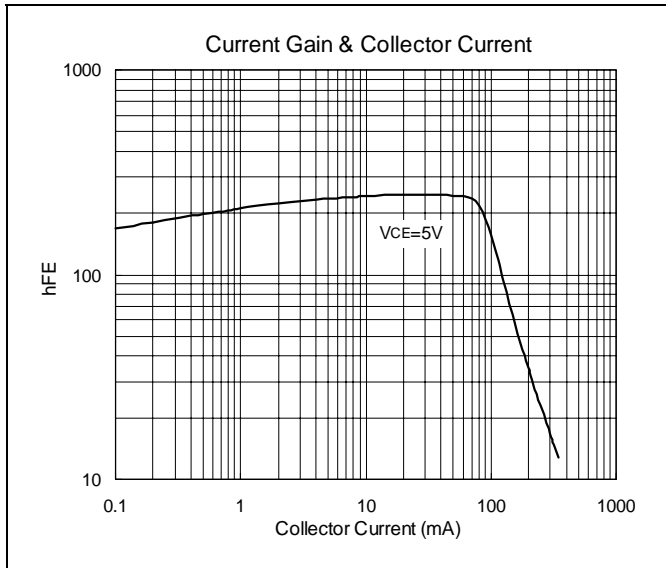
- Maximum Temperatures
Storage Temperature.....-55+150°C
Junction Temperature.....+150°C Maximum
- Maximum Power Dissipation
Total Power Dissipation (Ta=25°C)250 mW
- Maximum Voltages and Currents (Ta=25°C)
VCBO Collector to Base Voltage.180 V
VCEO Collector to Emitter Voltage.160 V
VEBO Emitter to Base Voltage6 V
IC Collector Current600mA

Characteristics (Ta=25°C)

Symbol	Min.	Typ.	Max.	Unit	Test Conditions
BVCBO	180	-	-	V	IC=100uA
BVCEO	160	-	-	V	IC=1.0mA
BVEBO	6	-	-	V	IE=10uA
ICBO	-	-	50	nA	VCB=120V
IEBO	-	-	50	nA	VEB=4V
VCE(sat)1	-	-	0.15	V	IC=10mA, IB=1.0mA
VCE(sat)2	-	-	0.2	V	IC=50mA, IB=5mA
VBE(sat)1	-	-	1	V	IC=10mA, IB=1mA
VBE(sat)2	-	-	1	V	IC=50mA, IB=5mA
hFE1	80	-	-		VCE=5V, IC=1mA
hFE2	80	-	250		VCE=5V, IC=10mA
hFE3	30	-	-		VCE=5V, IC=50mA
fT	100	-	300	MHz	IC=10mA, VCE=10V, f=100MHz
Cob	-	-	6	pF	VCB=10V, f=1MHz

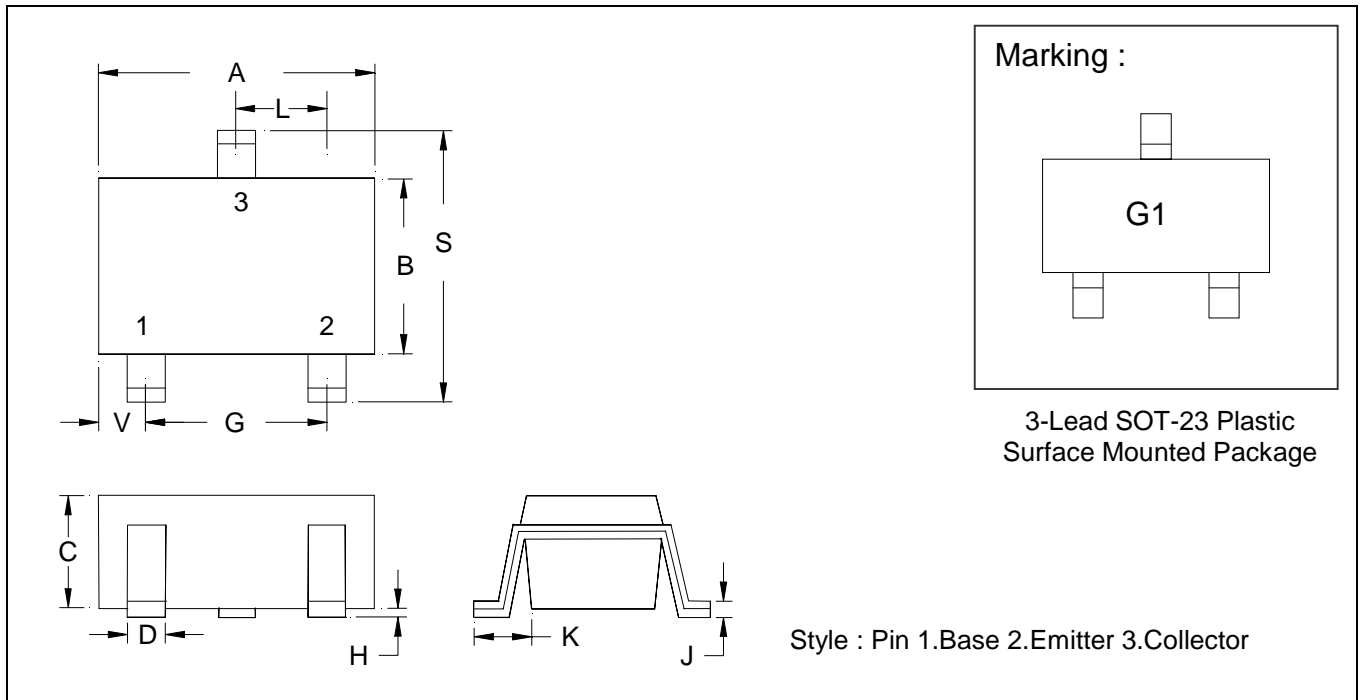


Characteristics Curve





SOT-23 Dimension



*:Typical

DIM	Inches		Millimeters		DIM	Inches		Millimeters	
	Min.	Max.	Min.	Max.		Min.	Max.	Min.	Max.
A	0.1102	0.118	2.80	3.00	J	0.0035	0.0043	0.09	0.11
B	0.0550	0.0630	1.40	1.60	K	0.0128	0.0266	0.32	0.67
C	0.0354	0.0512	0.90	1.30	L	0.0335	0.0453	0.85	1.15
D	0.0118	0.0197	0.30	0.50	S	0.0886	0.1083	2.25	2.75
G	0.0669	0.0910	1.70	2.30	V	0.0098	0.0256	0.25	0.65
H	-	0.0040	-	0.10					