

Specifications List by Application Sink Driver Arrays

● Built-in Avalanche Diodes, between Collector and Base

Part Number	Circuit Count	V _{CE0} (V)/ V _{DSS} (V)	I _C (A)/ I _D (A)	h _{FE} (min)	R _{DS(ON)} max (Ω)	Equivalent Circuit	Package
STA460C	2	60±10	6	700		1	SIP10 (STA10Pin)
STA301A	3	60±10	4	1000		2	SIP8 (STA8Pin)
STA413A	4	35±5	3	500		3	SIP10 (STA10Pin)
STA481A	4	60±10	1	2000		4	SIP10 (STA10Pin)
STA471A	4	60±10	2	2000		4	SIP10 (STA10Pin)
STA401A	4	60±10	4	1000		4	SIP10 (STA10Pin)
STA406A	4	60±10	6	2000		4	SIP10 (STA10Pin)
STA485A	4	100±15	1	2000		4	SIP10 (STA10Pin)
STA475A	4	100±15	2	2000		4	SIP10 (STA10Pin)

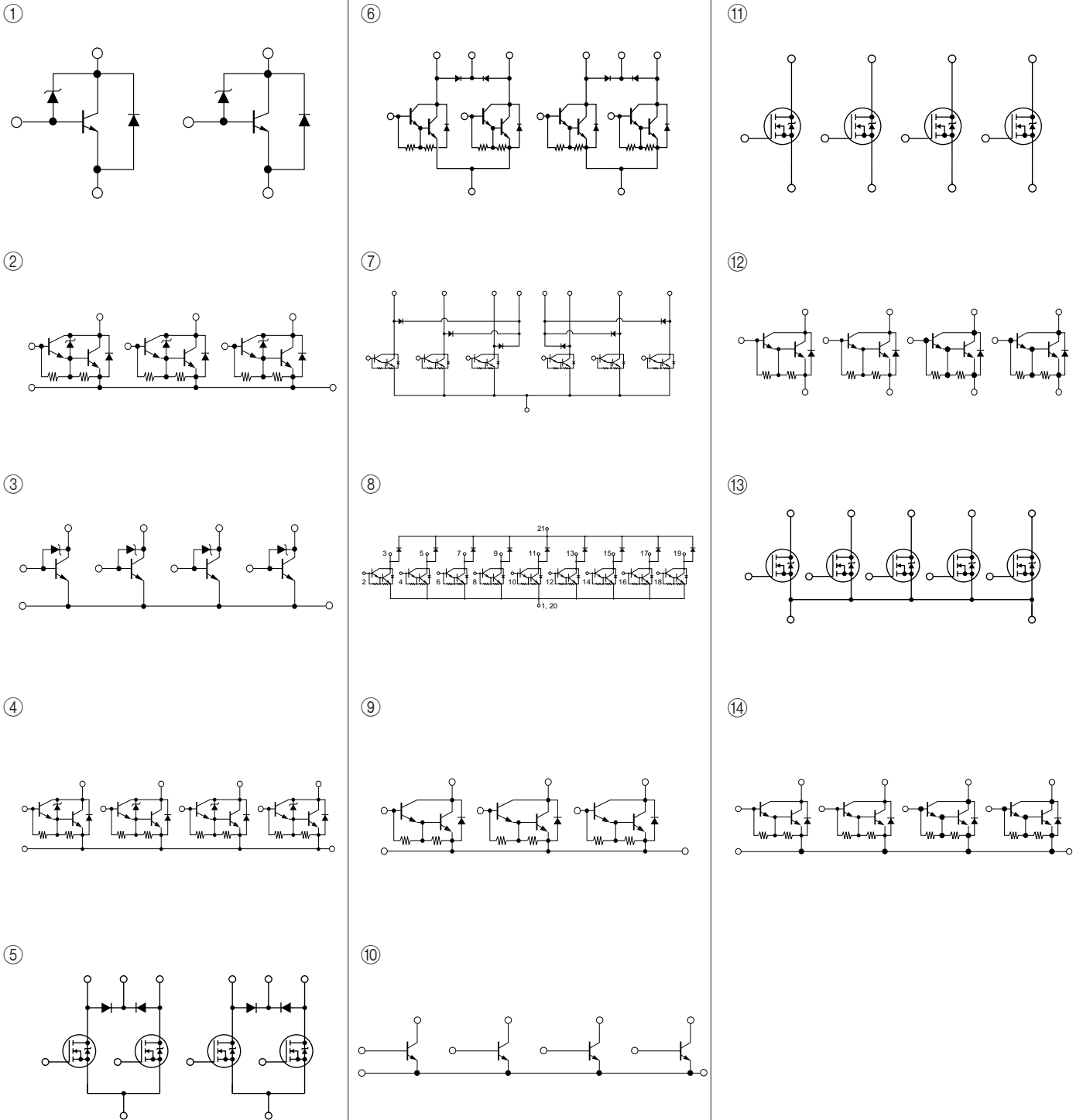
● Built-in Flywheel Diodes

Part Number	Circuit Count	V _{CE0} (V)/ V _{DSS} (V)	I _C (A)/ I _D (A)	h _{FE} (min)	R _{DS(ON)} max (Ω)	Equivalent Circuit	Package
SMA4033	4	100	2	2000		6	SIP12 (SMA12Pin)
SMA4032	4	100	3	2000		6	SIP12 (SMA12Pin)
SMA5106	4	100	4		0.55	5	SIP12 (SMA12Pin)
SLA4031	4	120	4	2000		6	SIP12 with Fin (SLA12Pin)
SLA4061	4	120	5	2000		6	SIP12 with Fin (SLA12Pin)
SLA4041	4	200	3	1000		6	SIP12 with Fin (SLA12Pin)
SMA4036	6	120	2	2000		7	SIP15 (SMA15Pin)
SLA4036	6	120	2	2000		7	SIP15 with Fin (SLA15Pin)
SMA4038	6	120	3	2000		7	SIP15 (SMA15Pin)
→ SLA4051	9	120	2	2000		8	SIP12 with Fin (SLA12Pin)
SLA4052	9	120	3	2000		8	SIP12 with Fin (SLA12Pin)

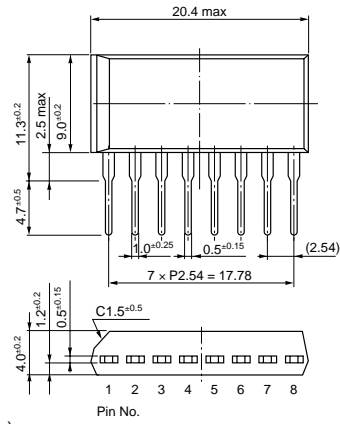
● General-Purpose

Part Number	Circuit Count	V _{CE0} (V)/ V _{DSS} (V)	I _C (A)/ I _D (A)	h _{FE} (min)	R _{DS(ON)} max (Ω)	Equivalent Circuit	Package
STA303A	3	100	4	100		9	SIP8 (STA8Pin)
STA412A	4	60	3	300		10	SIP10 (STA10Pin)
STA473A	4	100	2	2000		14	SIP10 (STA10Pin)
SMA4030	4	100	3	2000		12	SIP12 (SMA12Pin)
STA403A	4	100	4	1000		14	SIP10 (STA10Pin)
SLA4030	4	100	4	2000		12	SIP12 with Fin (SLA12Pin)
SLA5037	4	100	10		0.08	11	SIP12 with Fin (SLA12Pin)
SLA4060	4	120	5	2000		12	SIP12 with Fin (SLA12Pin)
STA404A	4	200	3	1000		14	SIP10 (STA10Pin)
SLA5041	4	200	10		0.175	11	SIP12 with Fin (SLA12Pin)
SLA5085	5	60	5		0.22	13	SIP12 with Fin (SLA12Pin)

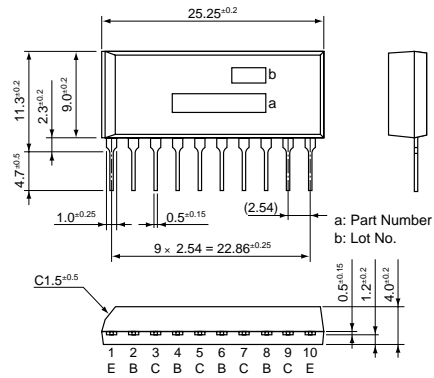
●Equivalent Circuit (for Sink Driver)



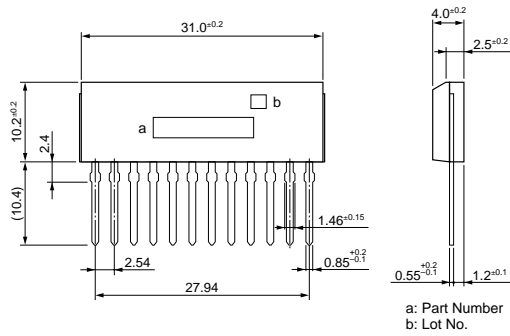
• SIP 8 (STA8Pin)



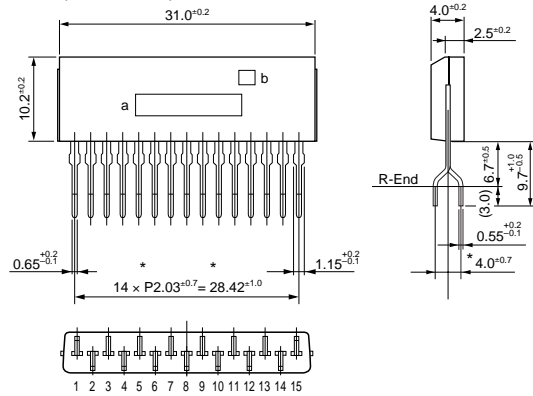
• SIP 10 (STA10Pin)



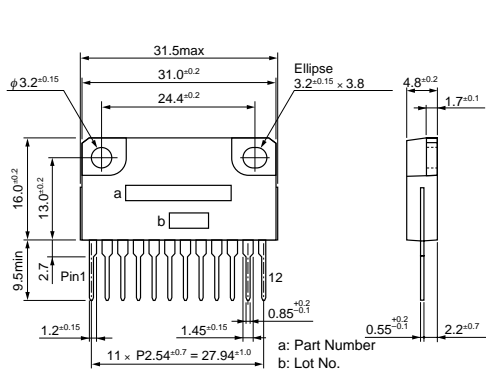
• SIP 12 (SMA12Pin)



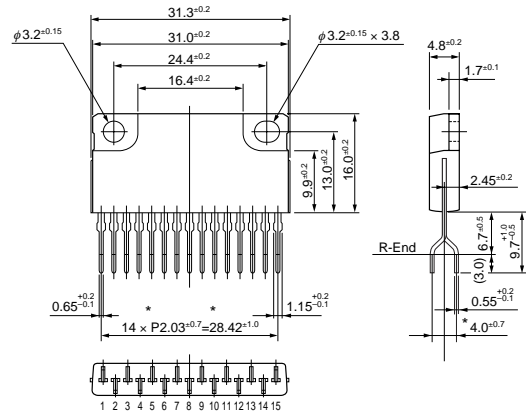
• SIP 15 (SMA15Pin)



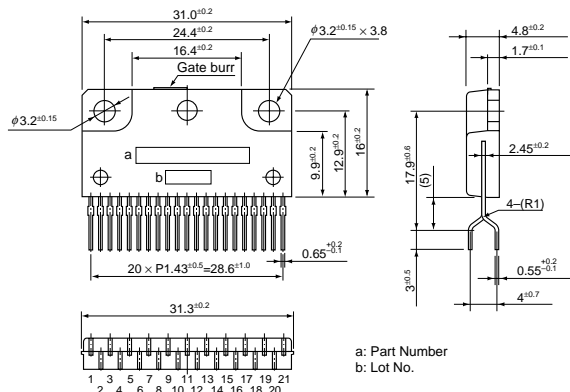
• SIP 12 with Fin (SLA12Pin)



• SIP 15 with Fin (SLA15Pin)



• SIP 15 with Fin (SLA15Pin)



(Unit:mm)