

### Features:

- Isolated mounting base 3000V~
- Pressure contact technology with Increased power cycling capability
- Space and weight savings

### Typical Applications

- AC/DC Motor drives
- Various rectifiers
- DC supply for PWM inverter

$I_{T(AV)}$             **182A**  
 $V_{DRM}/V_{RRM}$     **1900~2500V**  
 $I_{TSM}$                  **$7.0A \times 10^3$**   
 $I^2t$                      **$245A^2 S \times 10^3$**



SYMBOL	CHARACTERISTIC	TEST CONDITIONS	T <sub>J</sub> (°C)	VALUE			UNIT
				Min	Type	Max	
$I_{T(AV)}$	Mean on-state current	180° half sine wave 50Hz Single side cooled, T <sub>c</sub> =70°C	125			182	A
$I_{T(RMS)}$	RMS on-state current		125			286	A
$V_{DRM}$ $V_{RRM}$	Repetitive peak off-state voltage Repetitive peak reverse voltage	$V_{DRM} & V_{RRM}$ tp=10ms $V_{DSM} & V_{RSM} = V_{DRM} & V_{RRM} + 100V$ respectively	125	1900		2500	V
$I_{DRM}$ $I_{RRM}$	Repetitive peak current	at $V_{DRM}$ at $V_{RRM}$	125			25	mA
$I_{TSM}$	Surge on-state current	10ms half sine wave	125			7.00	KA
$I^2t$	$I^2T$ for fusing coordination	$V_R = 60\% V_{RRM}$					245
$V_{TO}$	Threshold voltage		125			0.85	V
$r_T$	On-state slop resistance						1.21
$V_{TM}$	Peak on-state voltage	$I_{TM} = 550A$	25			1.84	V
dv/dt	Critical rate of rise of off-state voltage	$V_{DM} = 67\% V_{DRM}$	125			800	V/μs
di/dt	Critical rate of rise of on-state current	$I_{TM} = 360A$ , Gate source 1.5A $t_r \leq 0.5\mu s$ Repetitive	125			100	A/μs
$I_{GT}$	Gate trigger current	$V_A = 12V, I_A = 1A$	25	30		150	mA
$V_{GT}$	Gate trigger voltage			1.0		2.5	V
$I_H$	Holding current			20		150	mA
$V_{GD}$	Non-trigger gate voltage	$V_{DM} = 67\% V_{DRM}$	125	0.2			V
$R_{th(j-c)}$	Thermal resistance Junction to case	Single side cooled				0.160	°C/W
$R_{th(c-h)}$	Thermal resistance case to heat sink	Single side cooled				0.08	°C/W
$V_{iso}$	Isolation voltage	50Hz, R.M.S, t=1min, I <sub>iso</sub> : 1mA(MAX)		3000			V
$F_m$	Thermal connection torque (M5)				4.0		N·m
	Mounting torque (M6)				6.0		N·m
$T_{stg}$	Stored temperature			-40		125	°C
$W_t$	Weight				320		g
Outline	214F3/216F3						

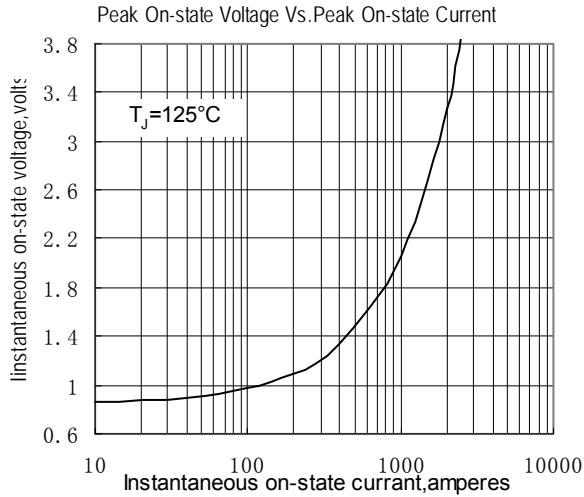


Fig.1

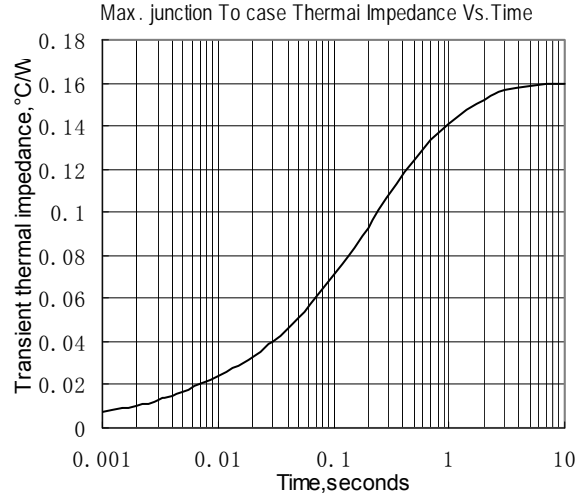


Fig.2

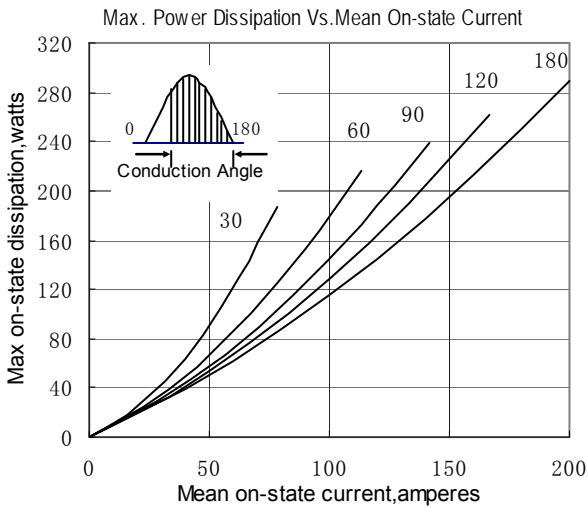


Fig.3

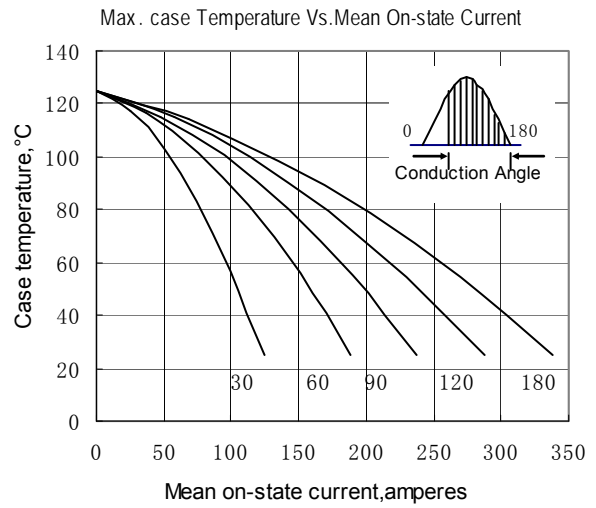


Fig.4

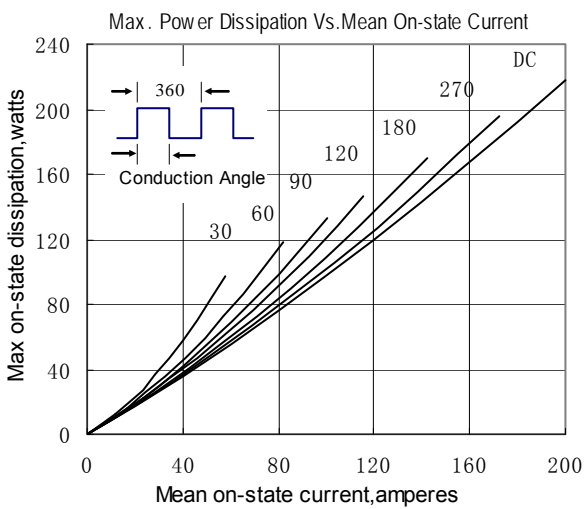


Fig.5

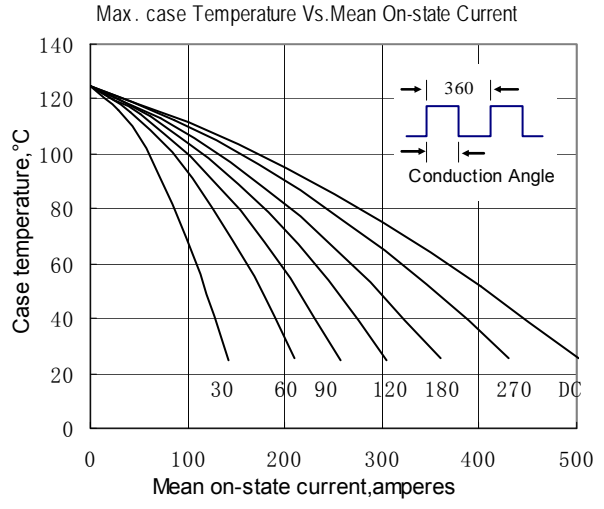


Fig.6

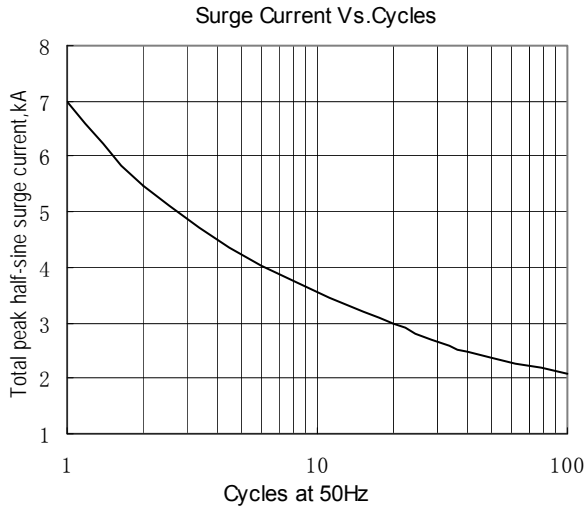


Fig.7

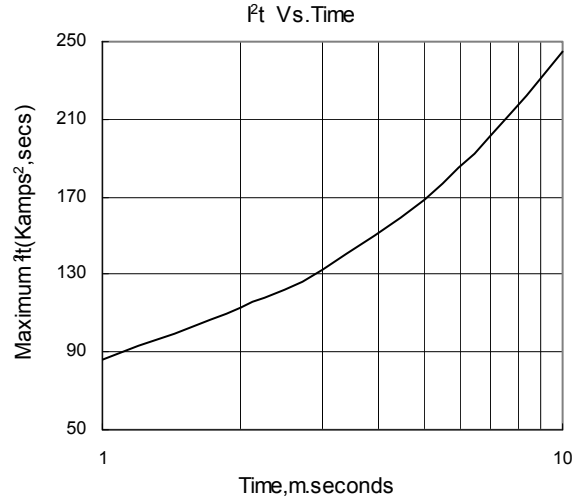


Fig.8

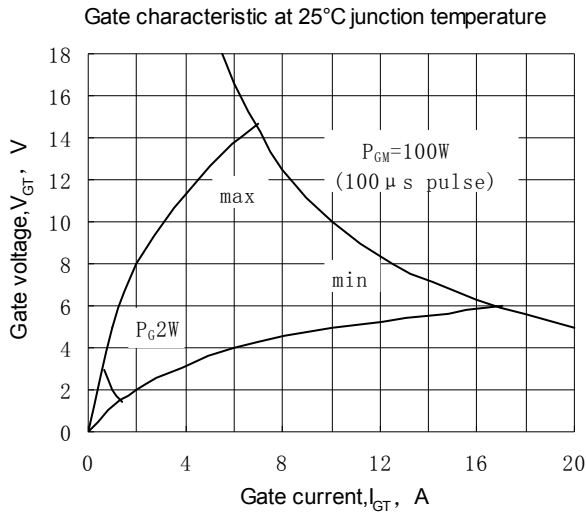


Fig.9

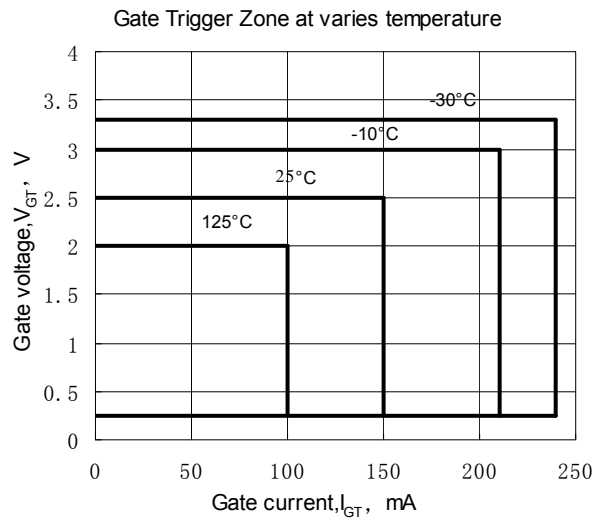


Fig.10

**Outline:**

