

SS515B

SCHOTTKY RECTIFIER

Features

- Ideal for surface mount applications . Easy pick and place
- Built-in strain relief
- Low forward voltage drop
- RoHS compliant package

Mechanical Data

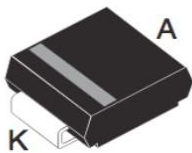
- Case: Molded plastic
- Epoxy: UL 94V-0 rate flame retardant
- Metallurgically bonded construction
- Polarity: Color band denotes cathode end .

Mounting position: Any

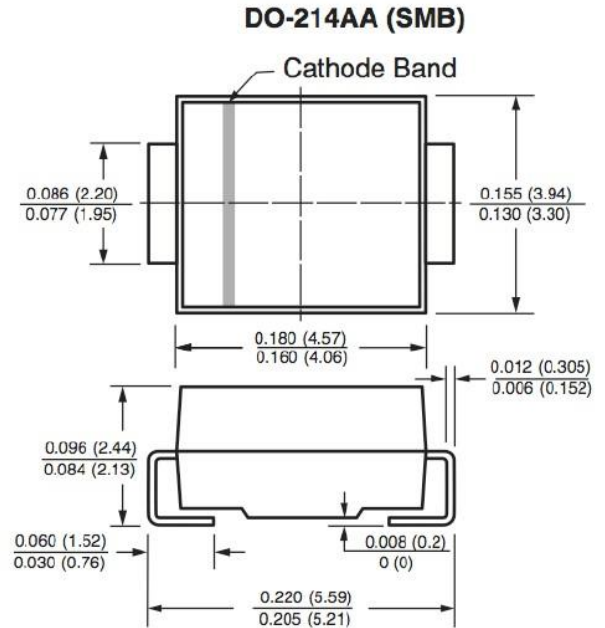
- Weight: 0.93 grams

Packing & Order Information

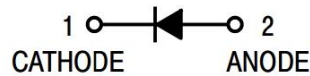
3,000/Reel



**RoHS
COMPLIANT**



Graphic symbol



MAXIMUM RATINGS AND ELECTRICAL CHARACTERISTICS

Maximum Ratings (Tc=25°C unless otherwise noted)

Parameter	Symbol	SS515B	Unit
Maximum repetitive peak reverse voltage	VRRM	150	V
Working peak reverse voltage	VRWM	150	V
Maximum DC blocking voltage	VDC	150	V
Maximum average forward rectified current	IF(AV)	5	A
Peak forward surge current 8.3ms single half sine-wave superimposed on rated load (JEDEC Method)	IFSM	120	A
Operating junction temperature range	TJ	-50 to +150	°C
Storage temperature range	TSTG	-50 to +175	°C

Notes:

Mounted on 2" Square PC Board with 1" Square Total Pad Size, PC Board FR4.

SS515B

SCHOTTKY RECTIFIER

Electrical characteristics (Tc=25°C unless otherwise noted)

Parameter	Symbol	Value		Unit
		Typical	Max	
Instantaneous forward voltage at IF=5A, Tj=25°C	VF	0.87	0.95	V
Maximum reverse current Tj=25°C	IR	0.1		m'A
at working peak reverse voltage Tj=125°C		10		m'A

Thermal characteristics (Tc=25°C unless otherwise noted)

Parameter	Symbol	Value	Unit
Typical thermal resistance	Symbol	SS515B	°C/W
	RθJL	50	
	Rthja	80	

Notes:

- (1) Pulse test: 300 μs pulse width, 1 % duty cycle
- (2) Pulse test: Pulse width ≤ 40 ms

SS515B

SCHOTTKY RECTIFIER

■ RATING AND CHARACTERISTIC CURVES

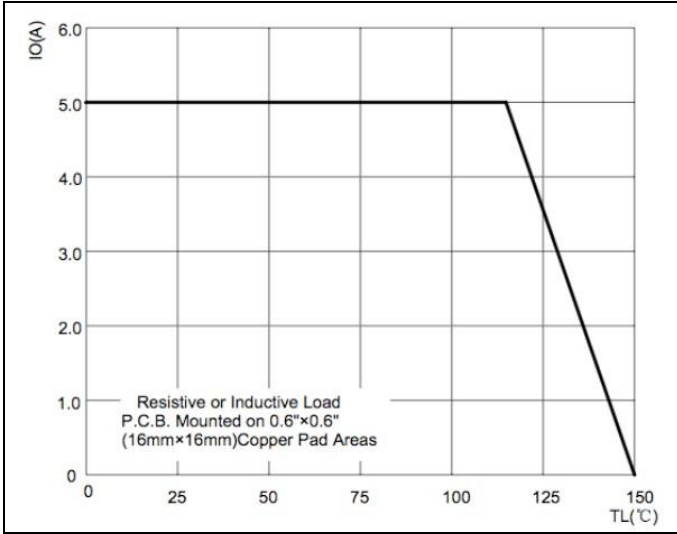


FIG.1-FORWARD DERATIVE CURVE

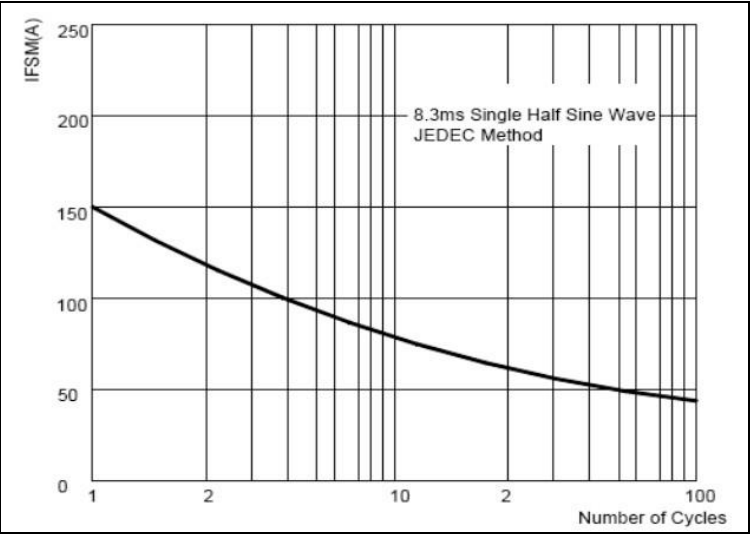


FIG.2-MAXFWD NON-REPETITIVE FORWARD SUGE CURRENT

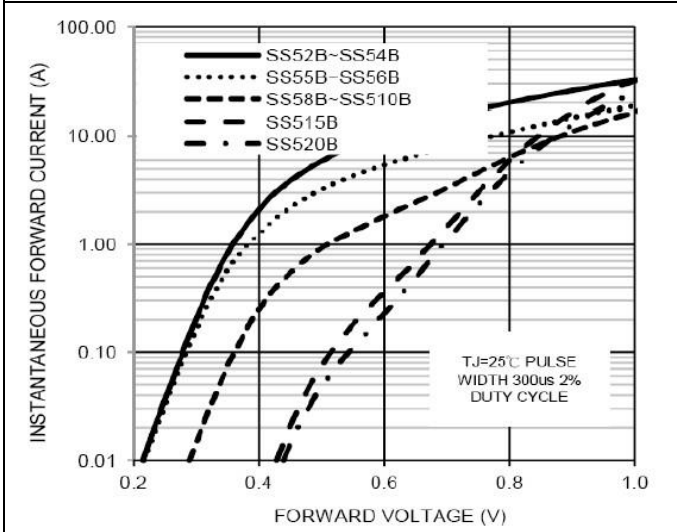


FIG.3-TYPICAL FORWARD CHARACTERISTICS

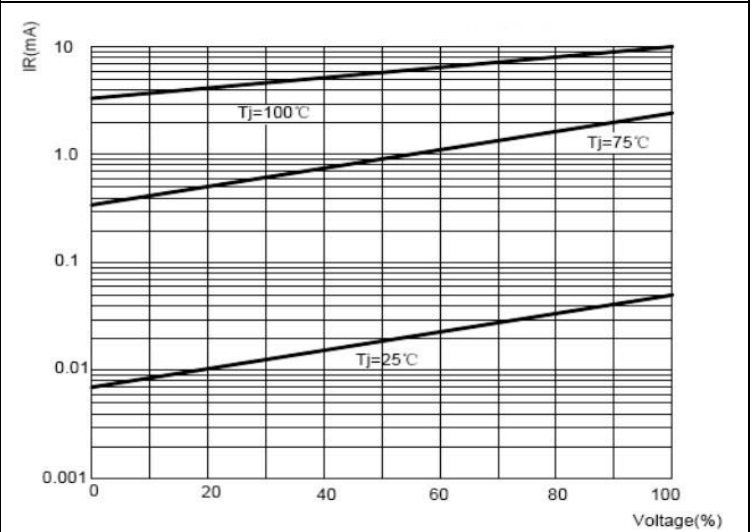


FIG.4-TYPICAL REVERSE CHARACTERISTIC

SS515B

SCHOTTKY RECTIFIER

Disclaimer

ALL PRODUCT, PRODUCT SPECIFICATIONS AND DATA ARE SUBJECT TO CHANGE WITHOUT NOTICE TO IMPROVE RELIABILITY, FUNCTION OR DESIGN OR OTHERWISE.

Bruckewell Technology Inc., its affiliates, agents, and employees, and all persons acting on its or their behalf (collectively, "Bruckewell"), disclaim any and all liability for any errors, inaccuracies or incompleteness contained in any datasheet or in any other disclosure relating to any product. Bruckewell makes no warranty, representation or guarantee regarding the suitability of the products for any particular purpose or the continuing production of any product. To the maximum extent permitted by applicable law, Bruckewell disclaims

- (i) Any and all liability arising out of the application or use of any product.
- (ii) Any and all liability, including without limitation special, consequential or incidental damages.
- (iii) Any and all implied warranties, including warranties of fitness for particular purpose, non-infringement and merchantability.

Statements regarding the suitability of products for certain types of applications are based on Bruckewell's knowledge of typical requirements that are often placed on Bruckewell products in generic applications.

Such statements are not binding statements about the suitability of products for a particular application. It is the customer's responsibility to validate that a particular product with the properties described in the product specification is suitable for use in a particular application. Parameters provided in datasheets and/or specifications may vary in different applications and performance may vary over time.

Product specifications do not expand or otherwise modify Bruckewell's terms and conditions of purchase, including but not limited to the warranty expressed therein.