

## Low VF Schottky Barrier Rectifier SBLF3080C

ITO-220AB

### FEATURES

- Low forward voltage drop, low power losses
- High efficiency operation
- Solder bath temperature 275 °C max. 10 s, per JESD 22-B106
- Compliant to RoHS Directive 2002/95/EC and in accordance to WEEE 2002/96/EC

### MECHANICAL DATA

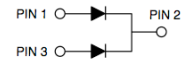

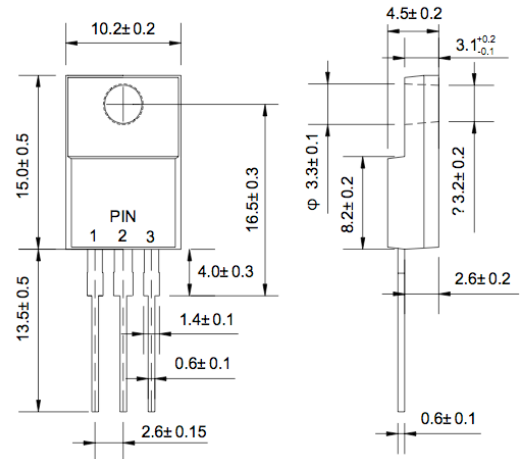
Case: ITO-220AB

Molding compound meets UL 94 V-0 flammability

RoHS compliant, and commercial grade

Terminals: Matte tin plated leads, solderable per J-STD-002 and JESD 22-B102

Polarity: As marked



### MAXIMUM RATINGS AND ELECTRICAL CHARACTERISTICS

#### Maximum Ratings (T<sub>c</sub>=25°C unless otherwise noted)

Parameter	Symbol	SBLF3080C	Unit
Maximum repetitive peak reverse voltage	VRRM	80	V
Working peak reverse voltage	VRWM	80	V
Maximum DC blocking voltage	VDC	80	V
Maximum average forward rectified current Per device per diode	IF(AV)	30	A
		15	
Peak forward surge current 8.3ms single half sine-wave superimposed on rated load (JEDEC Method)	IFSM	180	A
Voltage rate of change (rated VR)	dV/dt	10,000	V/μs
Operating junction temperature range	TJ	-55 to +175	°C
Storage temperature range	TSTG	-55 to +175	°C

**Electrical characteristics (Tc=25°C unless otherwise noted)**

Parameter	Symbol	Value		Unit
		Typical	Max	
Instantaneous forward voltage per diode at IF=15A, Tj=25°C at IF=15A, Tj=125°C	VF	0.80 0.65	0.82 0.75	V
Maximum reverse current per leg Tj=25°C	IR	0.5		m'A
at working peak reverse voltage Tj=125°C		30		m'A

**Thermal characteristics (Tc=25°C unless otherwise noted)**

Parameter	Symbol	Value	Unit
Typical thermal resistance	Rthjc	5.0	°C/W

**Notes:**

- (1) Pulse test: 300 μs pulse width, 1 % duty cycle
- (2) Pulse test: Pulse width ≤ 40 ms