


## KBU8005-G Thru. KBU810-G

Reverse Voltage: 50 to 1000V

Forward Current: 8.0A

RoHS Device

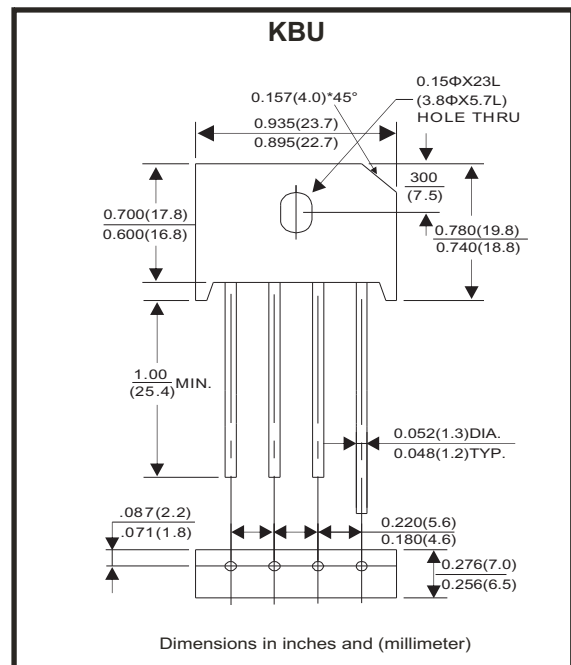


### Features

- Surge overload rating - 200 amperes peak.
- Ideal for printed circuit board.
- Plastic material has U/L flammability classification 94V-0

### Mechanical Data

- Case: Molded plastic, KBU
- Mounting position: Any
- Weight: 7.40grams



### Maximum ratings and electrical characteristics

Rating at 25°C ambient temperature unless otherwise specified.  
Single phase, half wave ,60Hz, resistive or inductive load.  
For capacitive load, derate current by 20%

Parameter	Symbol	KBU 8005-G	KBU 801-G	KBU 802-G	KBU 804-G	KBU 806-G	KBU 808-G	KBU 810-G	Unit
Maximum Recurrent Peak Reverse Voltage	$V_{RRM}$	50	100	200	400	600	800	1000	V
Maximum RMS Voltage	$V_{RMS}$	35	70	140	280	420	560	700	V
Maximum DC Blocking Voltage	$V_{DC}$	50	100	200	400	600	800	1000	V
Maximum Average Forward Rectified Output Current @ $T_C=100^\circ C$	$I_{(AV)}$	8.0							A
Peak Forward Surge Current 8.3ms single Half Sine-Wave Super Imposed on Rated Load (JEDEC Method)	$I_{FSM}$	200							A
Maximum Instantaneous Forward Voltage Drop per Element at 4.0A	$V_F$	1.0							V
Maximum Reverse Leakage Current @ $T_J=25^\circ C$ At Rate DC Blocking Voltage @ $T_J=100^\circ C$	$I_R$	10 300							$\mu A$
Typical Junction Capacitance Per Element (Note1)	$C_J$	250							pF
Operating Temperature Range	$T_J$	-55 to +125							$^\circ C$
Storage Temperature Range	$T_{STG}$	-55 to +150							$^\circ C$

Notes:

1. Measured at 1.0MHz and applied reverse voltage of 4.0V DC.
2. Company reserves the right to improve product design , functions and reliability without notice.

## Rating and Characteristics Curves (KBU8005-G Thru. KBU810-G)

Fig.1 - Derating Curve Output Rectified Current

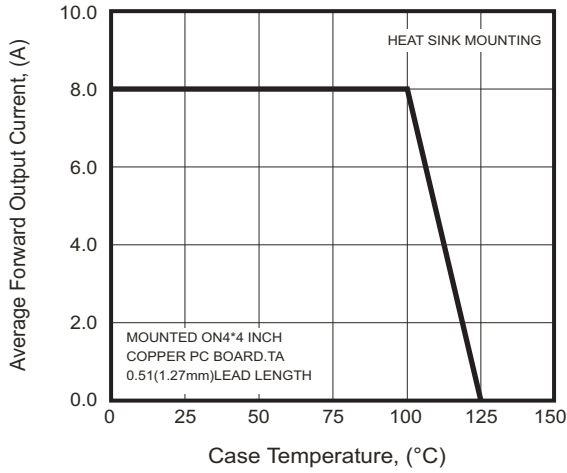


Fig.2 - Typical Forward Characteristics

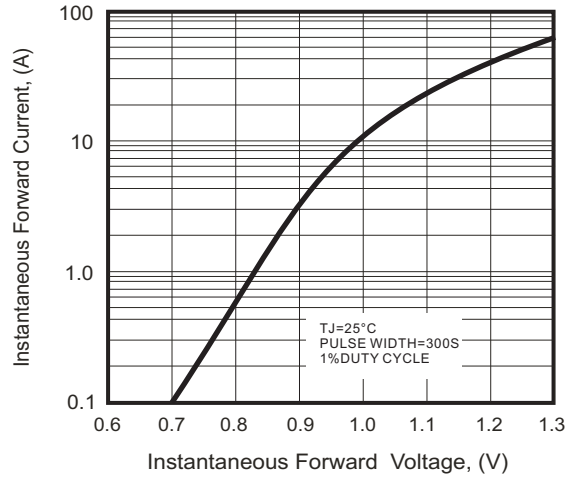


Fig.3 - Maximum Non-retetitive Peak Forward Surge Current

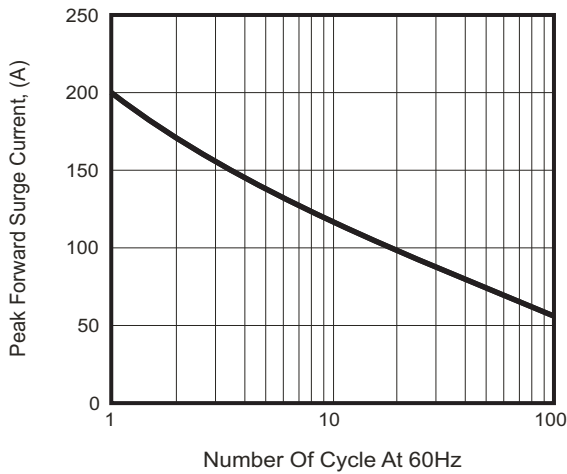


Fig.4 - Typical Junction Capacitance Per Element

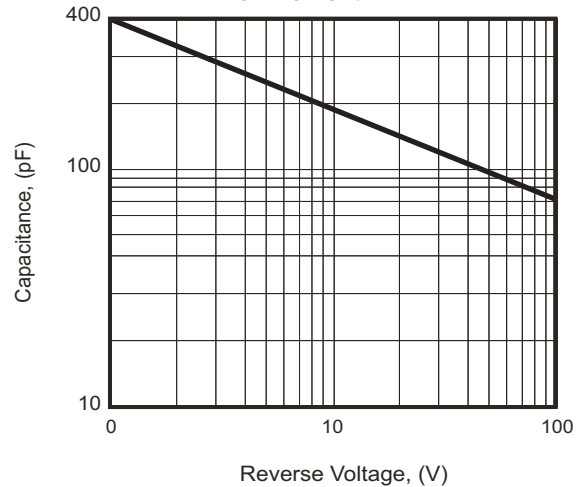
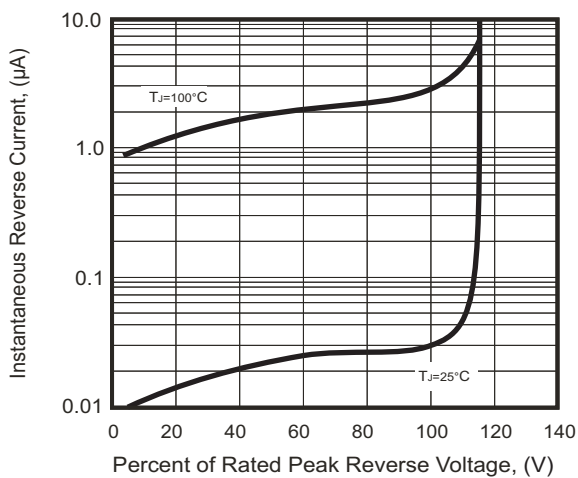
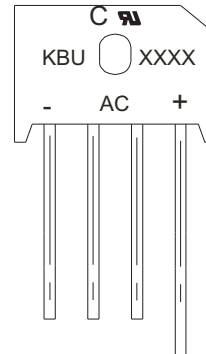


Fig.5 - Typical Reverse Characteristics



## Marking Code

Part Number	Marking code
KBU8005-G	KBU8005
KBU801-G	KBU801
KBU802-G	KBU802
KBU804-G	KBU804
KBU806-G	KBU806
KBU808-G	KBU808
KBU810-G	KBU810



XXXX / XXXXX = Product type marking code  
 C = Comchip Logo

## Standard Packaging

Case Type	BULK PACK	
	BOX ( pcs )	CARTON ( pcs )
KBU	400	2,400