


GBL005-G Thru. GBL10-G

Reverse Voltage: 50 to 1000V

Forward Current: 4.0A

RoHS Device

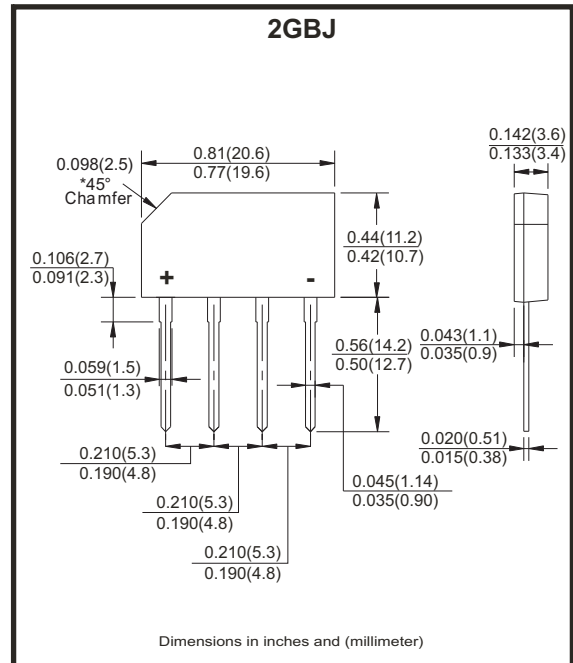


Features

- Ideal for printed circuit board
- Surge overload rating - 125 amperes peak.

Mechanical Data

- Epoxy: U/L 94V-0 rate flame retardant.
- Case: Molded plastic, 2GBJ
- Polarit:As marked on Body
- Mounting position: Any
- Weight: 2.151grams



Maximum ratings and electrical characteristics

Rating at 25 °C ambient temperature unless otherwise specified.
 Single phase, half wave ,60Hz, resistive or inductive load.
 For capacitive load, derate current by 20%

Parameter	Symbol	GBL005-G	GBL01-G	GBL02-G	GBL04-G	GBL06-G	GBL08-G	GBL10-G	Unit
Maximum Reverse Peak Repetitive Voltage	V_{RRM}	50	100	200	400	600	800	1000	V
Maximum RMS Bridge Input Voltage	V_{RMS}	35	70	140	280	420	560	700	V
Maximum DC Blocking Voltage	V_{DC}	50	100	200	400	600	800	1000	V
Maximum Average Forward Rectified Output Current @ $T_A=50^{\circ}C$	$I_{(AV)}$	4.0							A
Peak Forward Surage Current , 8.3ms Single Half Sine-Wave Super Imposed On Rated Load	I_{FSM}	125							A
Maximum Forward Voltage Drop Per Bridge Element at 4.0A Peak	V_F	1.0							V
Maximum Reverse Current At Rate DC Blocking Voltage	I_R	10.0							μA
Maximum Reverse Current At Rate DC Blocking Voltage @ $T_J=100^{\circ}C$	I_R	1.0							mA
Operating Temperature Range	T_J	-55 to +150							$^{\circ}C$
Storage Temperature Range	T_{STG}	-55 to +150							$^{\circ}C$

Notes:

1. Mounting Conditions,0.5" lead length maximum.

Company reserves the right to improve product design , functions and reliability without notice.

REV: B

Rating and Characteristics Curves (GBL005-G Thru. GBL10-G)

Fig.1 - Maximum Non-repetitive Surge Current

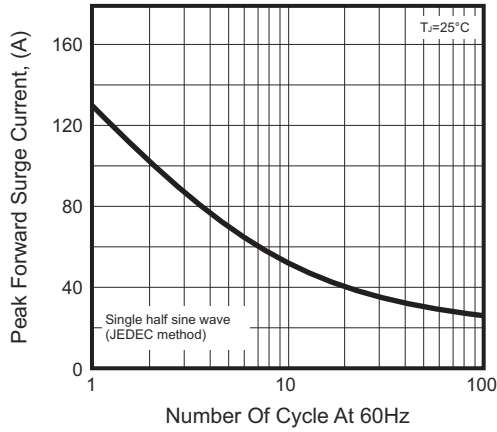


Fig.2 - Forward Derating Current

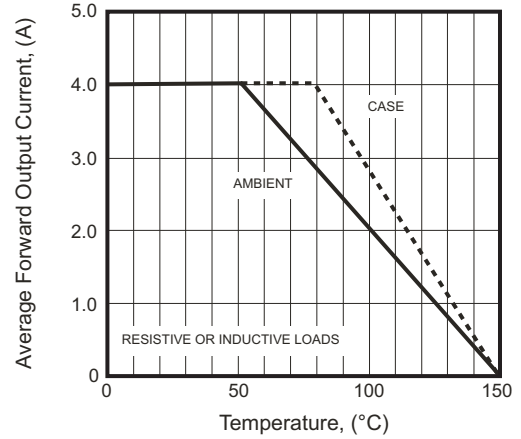


Fig.3 - Typical Forward Characteristics

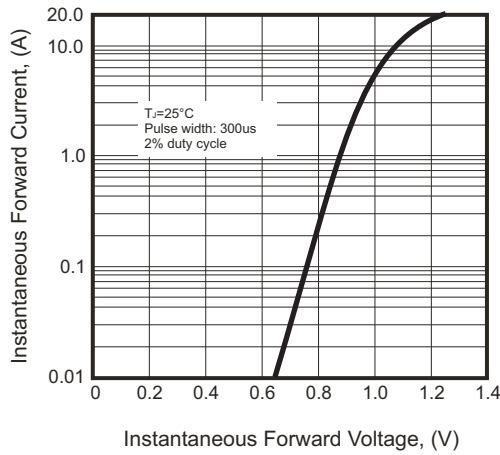
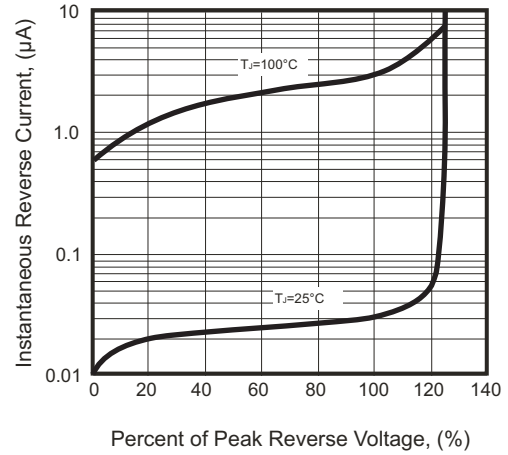
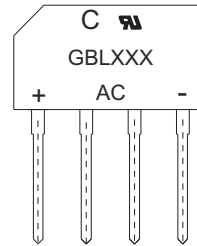


Fig.4 - Typical Reverse Characteristics



Marking Code

Part Number	Marking code
GBL005-G	GBL005
GBL01-G	GBL01
GBL02-G	GBL02
GBL04-G	GBL04
GBL06-G	GBL06
GBL08-G	GBL08
GBL10-G	GBL10



XX / XXX = Product type marking code
C = Comchip Logo

Standard Packaging

Case Type	TUBE PACK	
	TUBE (pcs)	Carton (pcs)
2GBJ	20	2,000