


CUR801-G Thru. CUR808-G

Reverse Voltage: 50 to 1000 V

Forward Current: 8.0 A

RoHS Device

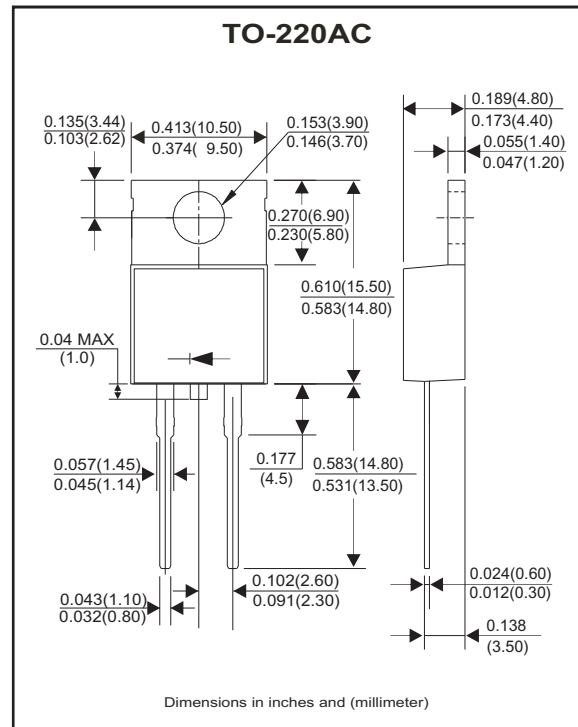


Features

- Low switching noise.
- Low forward voltage drop.
- Low thermal resistance.
- High current capability.
- High fast switching capability.
- High surge capacity.

Mechanical Data

- Case: TO-220AC, molded plastic.
- Epoxy: UL 94V-0 rate flame retardant.
- Lead: MIL-STD-202E method 208C guaranteed.
- Mounting position: Any
- Weight: 2.24 grams



Maximum Ratings and Electrical Characteristics

Ratings at 25°C ambient temperature unless otherwise specified.
 Single phase, half wave, 60Hz, resistive or inductive load.
 For capacitive load derate current by 20%.

Parameter	Symbol	CUR 801-G	CUR 802-G	CUR 803-G	CUR 804-G	CUR 805-G	CUR 806-G	CUR 807-G	CUR 808-G	Unit
Maximum recurrent peak reverse voltage	V_{RRM}	50	100	200	300	400	600	800	1000	V
Maximum RMS voltage	V_{RMS}	35	70	140	210	280	420	560	700	V
Maximum DC blocking voltage	V_{DC}	50	100	200	300	400	600	800	1000	V
Maximum average forward Rectified current @ $T_A=75^\circ C$	I_o	8.0								A
Peak forward surge current, 8.3ms single half sine-wave superimposed on rated load (JEDEC method)	I_{FSM}	150								A
Peak instantaneous voltage at 8.0A DC	V_F	1.0		1.3		1.7			V	
Maximum DC reverse current at rated DC blocking voltage @ $T_J=25^\circ C$ @ $T_J=100^\circ C$	I_R					10	150			μA
Typical junction capacitance (Note 2)	C_J					40				pF
Typical thermal resistance	$R_{\theta JA}$					2.5				$^\circ C/W$
Maximum Reverse Recovery Time (Note 1)	T_{rr}					60				nS
Operating and storage temperature range	T_J, T_{STG}	-55 ~ +150								$^\circ C$

NOTES:
 1. Measured with $I_F=0.5A, I_R=1A, I_{RR}=0.25A$.
 2. Measured at 1.0MHz and applied reverse voltage of 4.0V DC.

Company reserves the right to improve product design , functions and reliability without notice.

REV:A

RATING AND CHARACTERISTIC CURVES (CUR801-G Thru. CUR808-G)

Fig.1 - Typical Forward Current Derating Curve

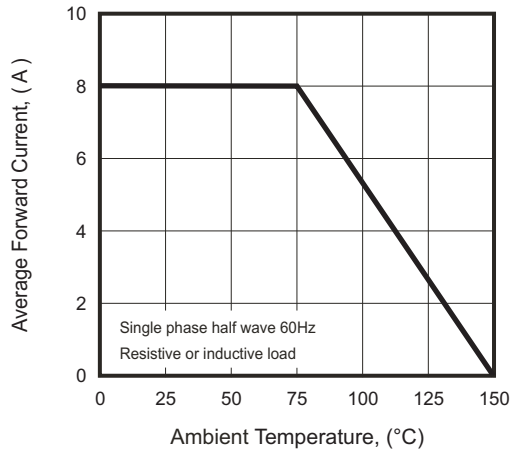


Fig.2 - Typical Instantaneous Forward Characteristics

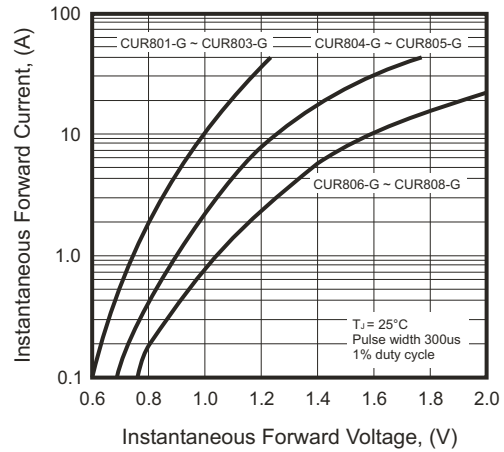


Fig.3 - Maximum Non-repetitive Forward Surge Current

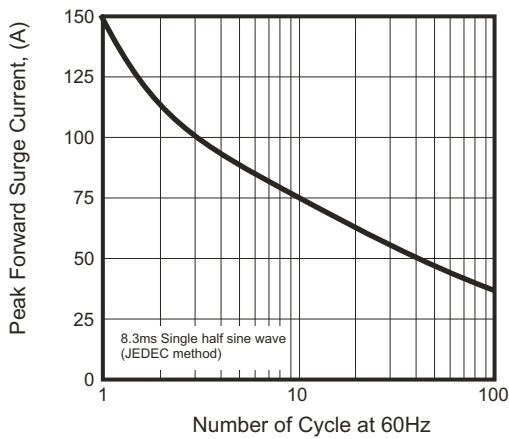


Fig.4 - Typical Junction Capacitance

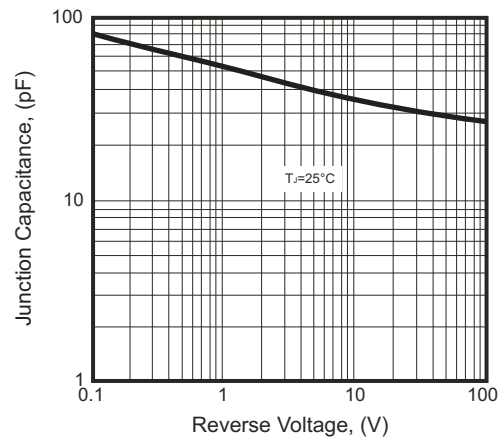
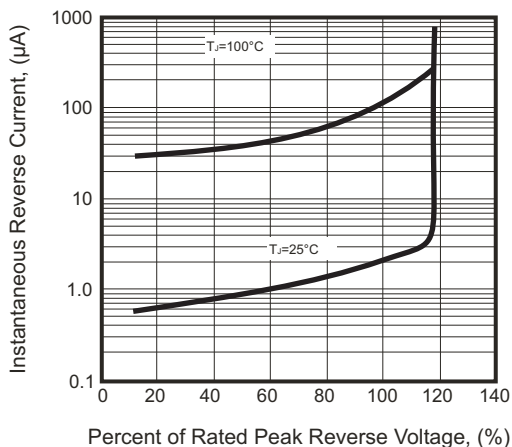
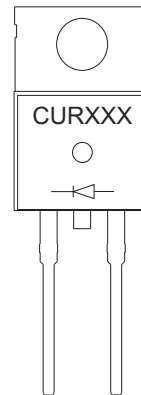


Fig.5 - Typical Reverse Characteristics



Marking Code

Part Number	Marking code
CUR801-G	CUR801
CUR802-G	CUR802
CUR803-G	CUR803
CUR804-G	CUR804
CUR805-G	CUR805
CUR806-G	CUR806
CUR807-G	CUR807
CUR808-G	CUR808



XXX = Product type marking code

Standard Packaging

Case Type	TUBE PACK	
	TUBE (pcs)	BOX (pcs)
TO-220AC	50	2,000