


SMD Schottky Barrier Diode

CDBUR0130-HF

$I_o = 100 \text{ mA}$
 $V_R = 30 \text{ Volts}$
RoHS Device
Halogen Free

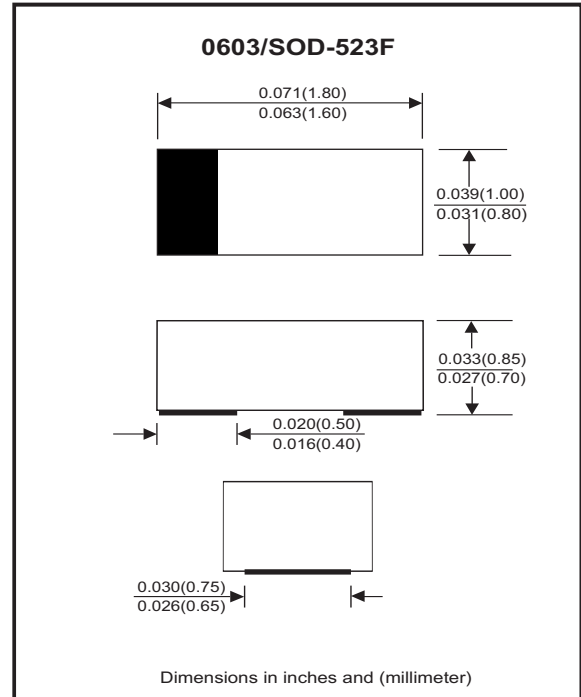


Features

- Designed for mounting on small surface.
- Extremely thin package.
- Low stored charge.
- Majority carrier conduction.

Mechanical data

- Case: 0603/SOD-523F standard package, molded plastic.
- Terminals: Gold plated, solderable per MIL-STD-750, method 2026
- Polarity: Indicated by cathode band.
- Mounting position: Any
- Weight: 0.003 grams(approx.).



Circuit Diagram



Maximum Rating (at $T_A=25^\circ\text{C}$ unless otherwise noted)

Parameter	Conditions	Symbol	Min	Typ	Max	Unit
Repetitive peak reverse voltage		V_{RRM}			35	V
Reverse voltage		V_R			30	V
Average forward current		I_o			100	mA
Forward current, surge peak	8.3 ms single half sine-wave superimposed on rate load (JEDEC method)	I_{FSM}		1		A
Power Dissipation		P_D			150	mW
Junction temperature		T_j			+125	$^\circ\text{C}$
Storage temperature		T_{STG}	-40		+125	$^\circ\text{C}$

Electrical Characteristics (at $T_A=25^\circ\text{C}$ unless otherwise noted)

Parameter	Conditions	Symbol	Min	Typ	Max	Unit
Forward voltage	$I_F = 100 \text{ mA DC}$	V_F			0.44	V
Reverse current	$V_R = 30\text{V}$	I_R			30	μA
Capacitance between terminals	$F = 1 \text{ MHz}$ and 10 VDC reverse voltage	C_T		9		pF

RATING AND CHARACTERISTIC CURVES (CDBUR0130-HF)

Fig. 1 - Forward characteristics

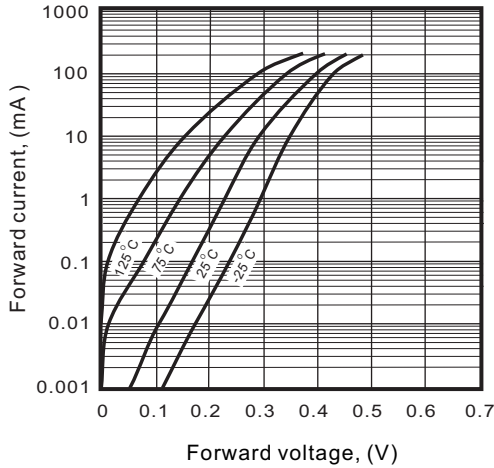


Fig. 2 - Reverse characteristics

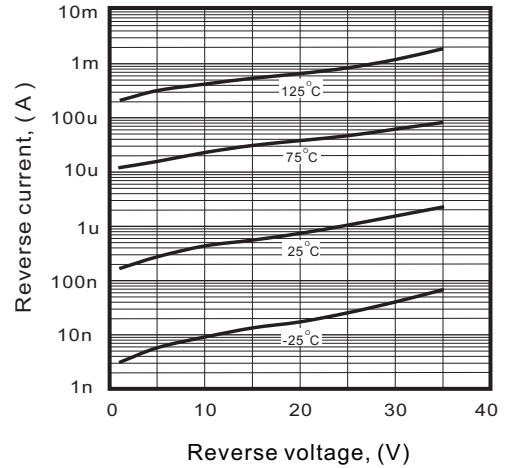


Fig. 3 - Capacitance between terminals characteristics

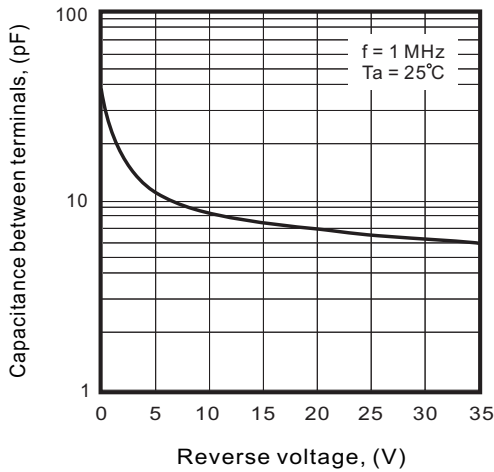
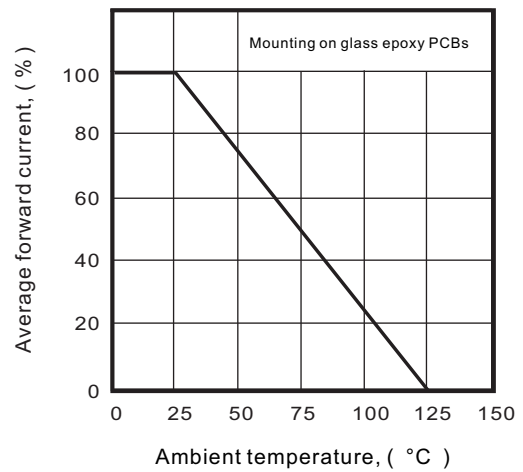
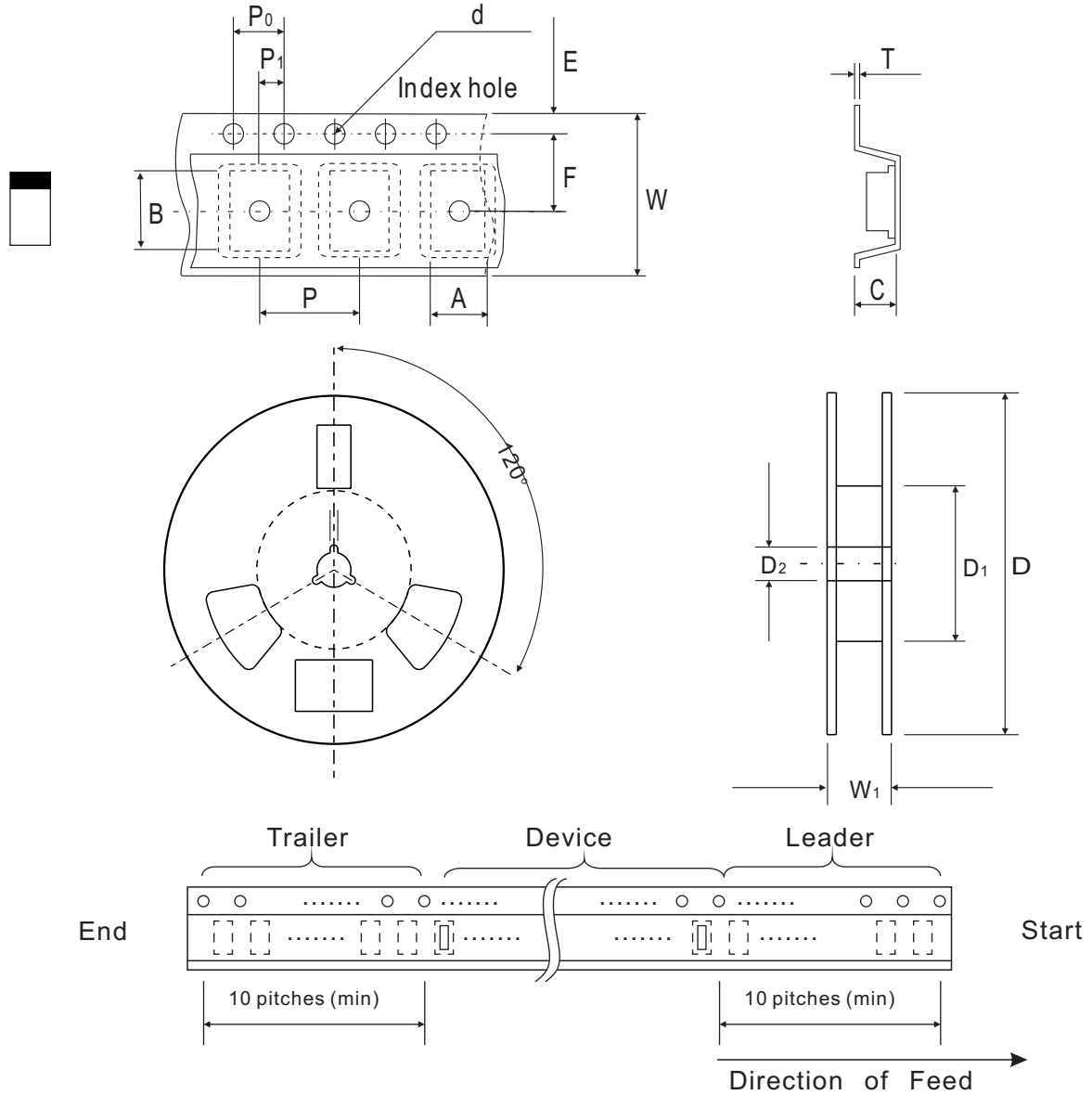


Fig. 4 - Current derating curve



Reel Taping Specification



0603 (SOD-523F)	SYMBOL	A	B	C	d	D	D ₁	D ₂
	(mm)	1.00 ± 0.10	1.85 ± 0.10	1.00 ± 0.10	1.55 ± 0.05	178 ± 1	60.0 MIN.	13.0 ± 0.20
	(inch)	0.039 ± 0.004	0.073 ± 0.004	0.039 ± 0.004	0.061 ± 0.002	7.008 ± 0.04	2.362 MIN.	0.512 ± 0.008

0603 (SOD-523F)	SYMBOL	E	F	P	P ₀	P ₁	T	W	W ₁
	(mm)	1.75 ± 0.10	3.50 ± 0.05	4.00 ± 0.10	4.00 ± 0.10	2.00 ± 0.05	0.23 ± 0.05	8.00 ± 0.20	13.5 MAX.
	(inch)	0.069 ± 0.004	0.138 ± 0.002	0.157 ± 0.004	0.157 ± 0.004	0.079 ± 0.004	0.009 ± 0.002	0.315 ± 0.008	0.531 MAX.

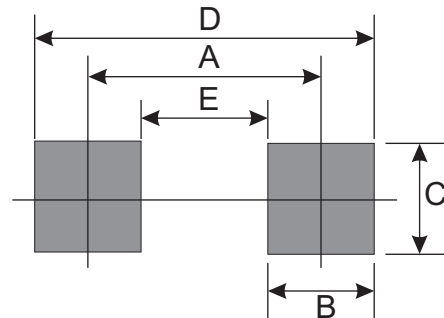
Marking Code

Part Number	Marking Code
CDBUR0130-HF	B3



Suggested PAD Layout

SIZE	0603/SOD-523F	
	(mm)	(inch)
A	1.25	0.049
B	0.60	0.024
C	1.00	0.039
D	1.85	0.073
E	0.65	0.026



Standard Packaging

Case Type	Qty per Reel	Reel Size
	(Pcs)	(inch)
0603/SOD-523F	4,000	7