



Micro Commercial Components

Micro Commercial Components
 20736 Marilla Street Chatsworth
 CA 91311
 Phone: (818) 701-4933
 Fax: (818) 701-4939

DL5711
DL6263

Features

- For general purpose applications
- These diodes are also available in the DO-35 case with type designation 1N5711 and 1N6263, in the Micro-MELF case with type designation MCL5711 and MCL6263.
- Lead Free Finish/RoHS Compliant(Note 1) ("P" Suffix designates Compliant. See ordering information)

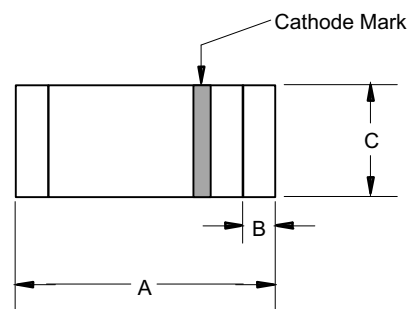
Maximum Ratings

Repetitive Peak Reverse Voltage	V_R	70V 60V	
Maximum Forward Surge Current	I_{FSM}	2.0A	$t_p < 10\mu S$, $T_A = 25^\circ C$
Power Dissipation	P_{TOT}	400mW*	
Junction Temperature	T_J	125°C	
Storage Temperature Range	T_{STG}	-55~+150°C	

* Valid provided that electrodes are kept at ambient temperature

Small Signal Schottky Diodes

MINIMELF



Electrical Characteristics @ 25°C Unless Otherwise Specified

Maximum Forward Voltage	V_F	0.41V 1.0V	$I_F = 1.0mA$ $I_F = 15mA$
Minimum Reverse Breakdown voltage	V_R	70V 60V	
Maximum Leakage current	I_R	200nA	$V_R = 50V$
Maximum Junction Capacitance	C_J	2.0pF	$V_R = 0, f = 1MHz$
Maximum Reverse recovery time	t_{rr}	1.0ns	$I_F = 5.0mA$, $I_R = 5.0mA$
Maximum Thermal resistance junction to Ambient Air	$R_{\theta JA}$	0.3K/W	

Note:1.Lead in Glass Exemption Applied, see EU Directive Annex 5.

DIM	DIMENSION				NOTE
	INCHES		MM		
	MIN	MAX	MIN	MAX	
A	.134	.142	3.40	3.60	
B	.008	.016	0.20	0.40	
C	.055	.059	1.40	1.50	

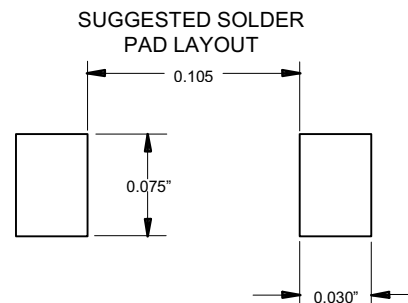


Fig.1 Typical variation of fwd. current vs forward. voltage for primary conduction through the Schottky barrier

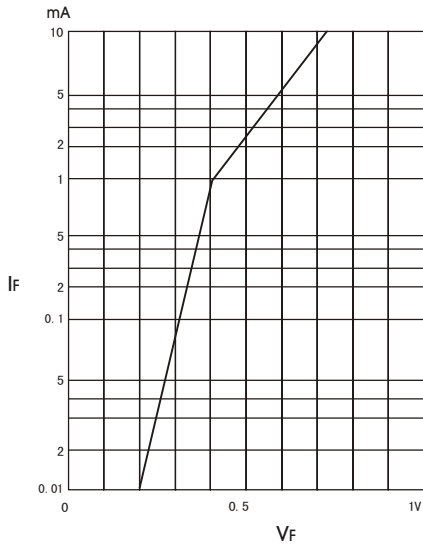


Fig.2 Typical forward conduction curve of combination Schottky barrier and PN junction guard ring

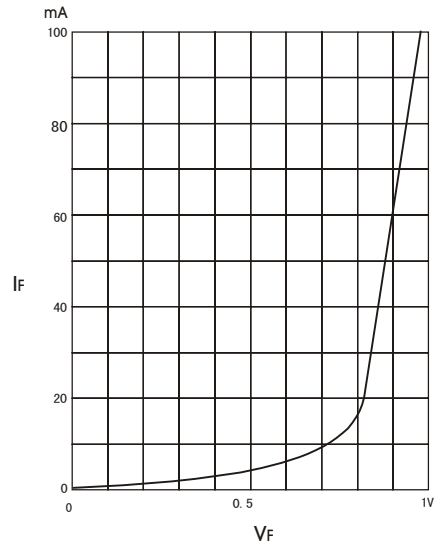


Fig.3 Typical variation of reverse current at various temperatures

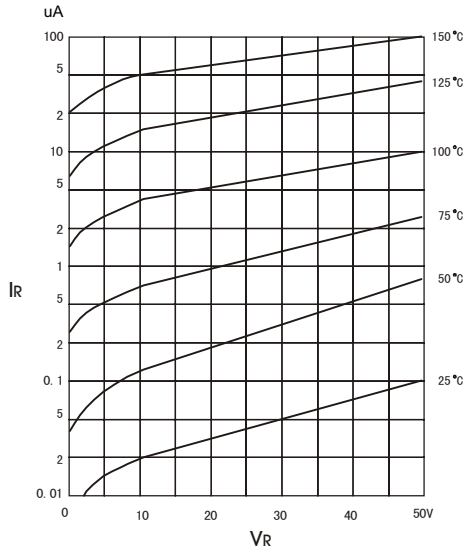
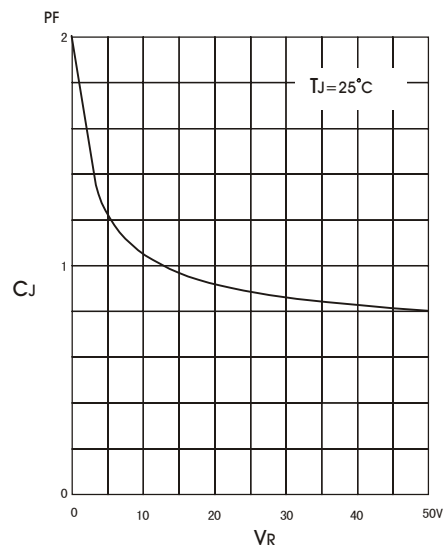


Fig.4 Typical capacitance curve as a function of reverse voltage





TM

Micro Commercial Components

Ordering Information

Device	Packing
(Part Number)-TP	Tape&Reel;2.5Kpcs/Reel

IMPORTANT NOTICE

Micro Commercial Components Corp. reserves the right to make changes without further notice to any product herein to make corrections, modifications, enhancements, improvements, or other changes. *Micro Commercial Components Corp.* does not assume any liability arising out of the application or use of any product described herein; neither does it convey any license under its patent rights, nor the rights of others. The user of products in such applications shall assume all risks of such use and will agree to hold *Micro Commercial Components Corp.* and all the companies whose products are represented on our website, harmless against all damages.

APPLICATIONS DISCLAIMER

Products offer by *Micro Commercial Components Corp.* are not intended for use in Medical, Aerospace or Military Applications.

www.mccsemi.com