

GSTSS8050

NPN General Purpose Transistor


Product Description

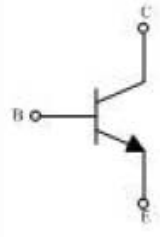
This device is designed as a general purpose amplifier and switch.

Features

- Collector-Emitter Voltage : 25V
- Collector Current : 1.5A
- Lead(Pb)-Free

Packages & Pin Assignments

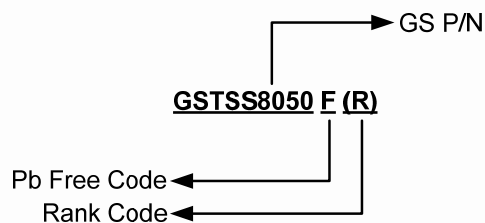
TO-92	
	
Pin	Description
1	Emitter
2	Base
3	Collector



Marking Information

P/N	Package	Rank	Part Marking
GSTSS8050F	TO-92	(B) / (C) / (D) / (E)	SS8050

Ordering Information



Part Number	Package	Quantity
GSTSS8050F(B or C or D or E)	TO-92	1000 PCS

Absolute Maximum Ratings

($T_A=25^\circ\text{C}$ unless otherwise noted)

Symbol	Conditions	Typical	Unit
V_{CEO}	Collector-Emitter Voltage	25	V
V_{CBO}	Collector-Base Voltage	40	V
V_{EBO}	Emitter-Base Voltage	5	V
$I_{C(DC)}$	Collector Current (DC)	1.5	A
P_D	Total Device Dissipation $T_A=25^\circ\text{C}$	1.0	W
T_J	Junction Temperature Range	-55 to +150	$^\circ\text{C}$
T_{STG}	Storage Temperature Range	-55 to +150	$^\circ\text{C}$

Electrical Characteristics

($T_A=25^\circ\text{C}$ unless otherwise noted)

Symbol	Conditions	Min	TYP	Max	Unit
$V_{(BR)CEO}$	Collector-Emitter Breakdown Voltage ($I_C=0.1\text{mA}$, $I_B=0\text{mA}$)	25	-	-	V
$V_{(BR)CBO}$	Collector-Base Breakdown Voltage ($I_C=100\mu\text{A}$, $I_E=0\text{mA}$)	40	-	-	V
$V_{(BR)EBO}$	Emitter-Base Breakdown Voltage ($I_E=100\mu\text{A}$, $I_C=0\text{mA}$)	5	-	-	V
I_{CEO}	Collector-Emitter Cutoff Current ($V_{CE}=20\text{V}$, $I_B=0\text{mA}$)	-	-	0.1	μA
I_{CBO}	Collector-Base Cutoff Current ($V_{CB}=40\text{V}$, $I_E=0\text{mA}$)	-	-	0.1	μA
I_{EBO}	Emitter-Base Cutoff Current ($V_{EB}=5\text{V}$, $I_C=0\text{mA}$)	-	-	0.1	μA
$h_{FE(1)}$	DC Current Gain ($I_C=100\text{mA}$, $V_{CE}=1\text{V}$)	85	-	400	-
$h_{FE(2)}$	DC Current Gain ($I_C=800\text{mA}$, $V_{CE}=1\text{V}$)	40	-	-	-
$V_{CE(sat)}$	Collector-Emitter Saturation Voltage ($I_C=800\text{mA}$, $I_B=80\text{mA}$)	-	-	0.5	V
$V_{BE(sat)}$	Base-Emitter Saturation Voltage ($I_C=800\text{mA}$, $I_B=80\text{mA}$)	-	-	1.2	V
$V_{BE(ON)}$	Base-Emitter ON Voltage ($I_C=10\text{mA}$, $V_{CE}=1\text{V}$)	-	-	1	V
f_T	Transition Frequency ($I_C=50\text{mA}$, $V_{CE}=10\text{V}$, $f=30\text{MHz}$)	100	-	-	MHz

Classification of $h_{FE(1)}$

Rank	B	C	D	E
Range	85-160	120-200	160-300	300-400

Typical Performance Characteristics

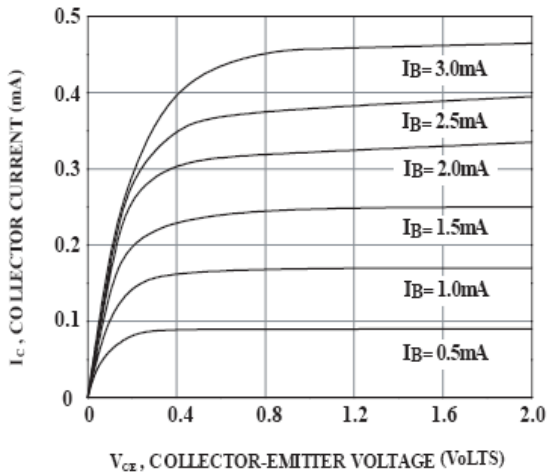


FIG.1 Static Characteristic

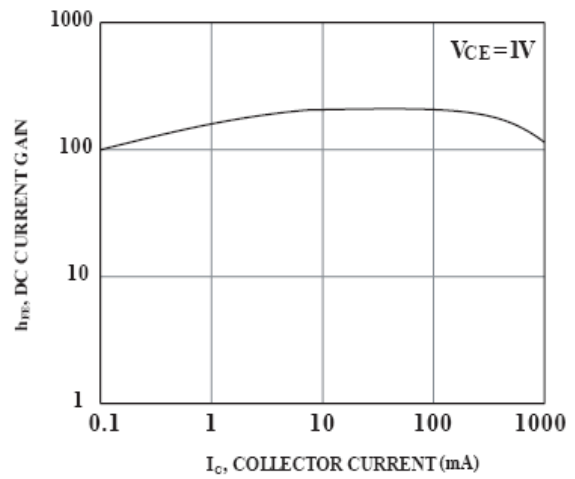


FIG.2 DC Current Gain

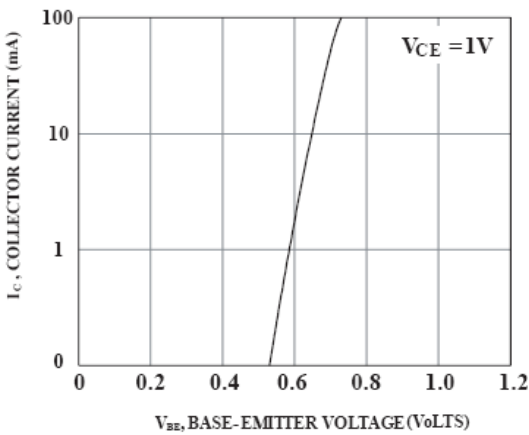


FIG.3 Base-Emitter On Voltage

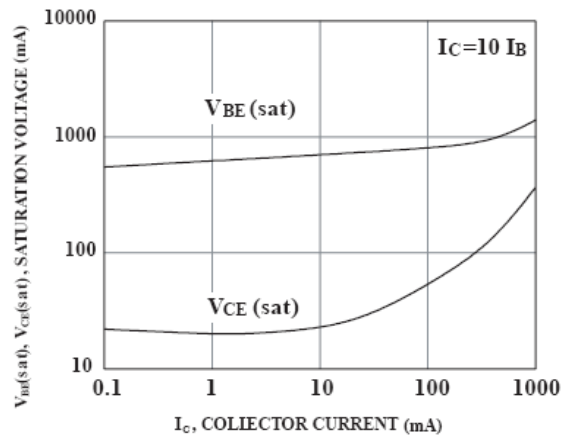


FIG.4 Base-Emitter Saturation Voltage
Collector-Emitter Saturation Voltage

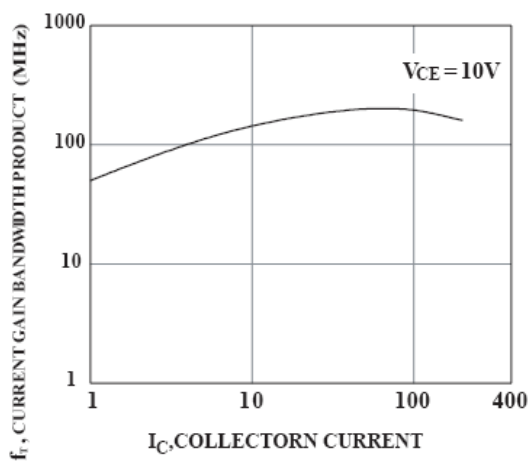


FIG.5 Current Gain Bandwidth Product

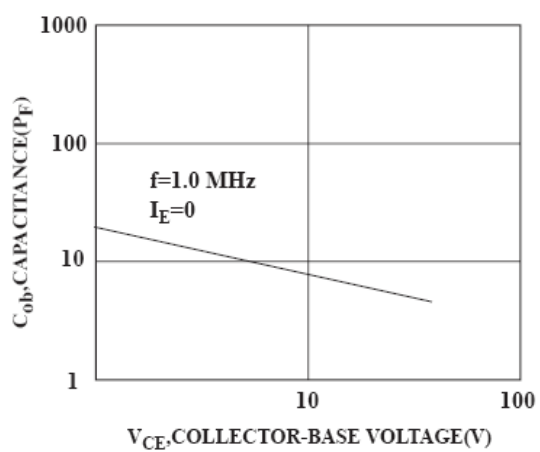
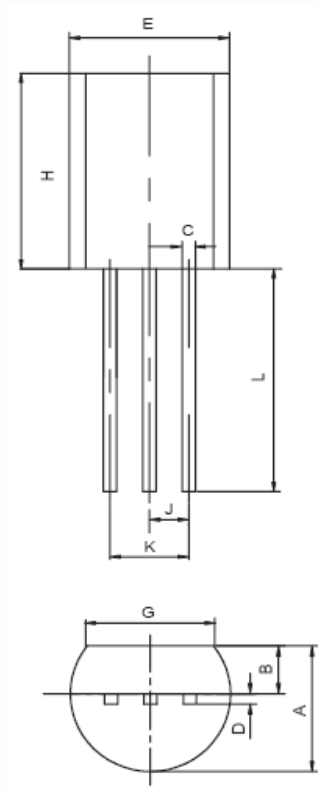


FIG.6 Collector Output Capacitance

Package Dimension

TO-92







Dimensions





Symbol	Millimeters		Inches	
	Min	Max	Min	Max
A	3.30	3.70	0.13	0.15
B	1.10	1.40	0.04	0.06
C	0.38	0.55	0.015	0.022
D	0.36	0.51	0.014	0.020
E	4.40	4.70	0.173	0.185
G	3.43	-	0.135	-
H	4.30	4.70	0.169	0.185
J	1.270(TYP)		0.050(TYP)	
K	2.44	2.64	0.096	0.104
L	14.10	14.50	0.555	0.571



NOTICE

Information furnished is believed to be accurate and reliable. However Globaltech Semiconductor assumes no responsibility for the consequences of use of such information nor for any infringement of patents or other rights of third parties, which may result from its use. No license is granted by implication or otherwise under any patent or patent rights of Globaltech Semiconductor. Specifications mentioned in this publication are subject to change without notice. This publication supersedes and replaces all information without express written approval of Globaltech Semiconductor.

CONTACT US

GS Headquarter	
	4F.,No.43-1,Lane11,Sec.6,Minquan E.Rd Neihu District Taipei City 114, Taiwan (R.O.C)
	886-2-2657-9980
	886-2-2657-3630
	sales_twn@gs-power.com

Wu-Xi Branch	
	No.21 Changjiang Rd., WND, Wuxi, Jiangsu, China (INFO. & TECH. Science Park Building A 210 Room)
	86-510-85217051
	86-510-85211238
	sales_cn@gs-power.com

RD Division	
	824 Bolton Drive Milpitas. CA. 95035
	1-408-457-0587