

GSDSR520 Series

Axial Lead Schottky Barrier Rectifiers

Product Description

Reverse Voltage 20V To 200V Forward Current 5.0A

Features

- Low forward voltage drop
- Low power loss, high efficiency
- High current capability, low forward voltage drop
- High surge capability
- Ultra high-speed switching
- Silicon epitaxial planar chip, metal silicon junction
- Lead-free parts meet environmental standards of MIL-STD-19500 /228

Mechanical Data

- Case : Molded plastic
- Epoxy : UL 94V-0 rate flame retardant
- Lead : Axial leads, solderable per MIL-STD-202, method 208 guranteed
- Polarity : Cathode Band
- Mounting position : Any
- Weight : 1.071 grams

Packages



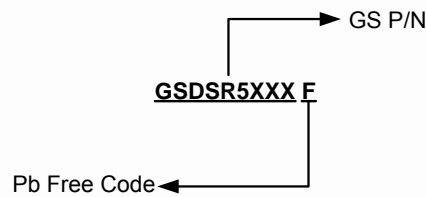
DO-201AD

Marking Information

Part Number	Package	Marking	Quantity
GSDSR520F	DO-201AD	WTYYWW SR520.	5000 PCS
GSDSR530F	DO-201AD	WTYYWW SR530.	
GSDSR540F	DO-201AD	WTYYWW SR540.	
GSDSR550F	DO-201AD	WTYYWW SR550.	
GSDSR560F	DO-201AD	WTYYWW SR560.	
GSDSR580F	DO-201AD	WTYYWW SR580.	
GSDSR5100F	DO-201AD	WTYYWW SR5100.	
GSDSR5150F	DO-201AD	WTYYWW SR5150.	
GSDSR5200F	DO-201AD	WTYYWW SR5200.	

※ "WT" GS Code & "YYWW" Date Code
 ※ "SR5XXX" GS P/N & "." Halogen Free

Ordering Information



Electrical Characteristics

(T_A=25°C unless otherwise noted)

Symbol	Conditions	SR520	SR530	SR540	SR550	SR560	Unit
V _{RRM}	Maximum Recurrent Peak Reverse Voltage	20	30	40	50	60	V
V _{RMS}	Maximum RMS Voltage	14	21	28	35	42	V
V _R	Maximum DC Blocking Voltage	20	30	40	50	60	V
V _F	Maximum Instantaneous Forward Voltage I _F =5.0A	0.55		0.7			V
C _J	Diode Junction Capacitance f=1MHz and Applied 4V DC Reverse Voltage	320		300			pF
I _R	Maximum DC Reverse Current At Rated DC Blocking Voltage	T _A =25°C	0.5				mA
		T _A =100°C	10				
Symbol	Conditions	SR580	SR5100	SR5150	SR5200	Unit	
V _{RRM}	Maximum Recurrent Peak Reverse Voltage	80	100	150	200	V	
V _{RMS}	Maximum RMS Voltage	56	70	105	140	V	
V _R	Maximum DC Blocking Voltage	80	100	150	200	V	
V _F	Maximum Instantaneous Forward Voltage I _F =5.0A	0.85		0.87	0.9	V	
C _J	Diode Junction Capacitance f=1MHz and Applied 4V DC Reverse Voltage	200		180	120	pF	
I _R	Maximum DC Reverse Current At Rated DC Blocking Voltage	T _A =25°C	0.2			mA	
		T _A =100°C	5.0				
I _{F(AV)}	Maximum Average Forward Rectified Current See Fig.1	5.0				A	
I _{FSM}	Peak Forward Surge Current, 8.3ms Single Half Sine-Wave Superimposed on Rated Load (JEDEC Method)	100				A	
R _{θJA}	Thermal Resistance	30				°C/W	
T _J	Junction Temperature Range	-55 to +125				°C	
T _{STG}	Storage Temperature Range	-55 to +150				°C	

Typical Characteristics

FIG. 1-TYPICAL FORWARD CURRENT DERATING CURVE

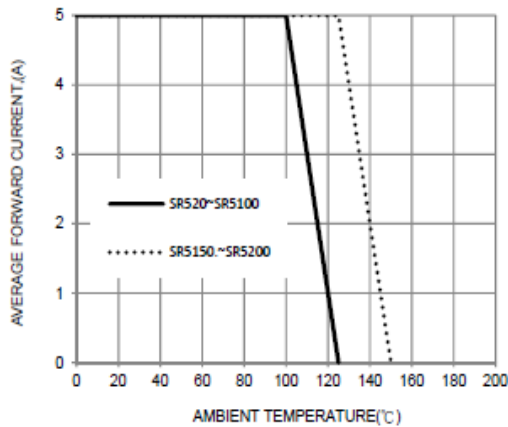


FIG. 2-TYPICAL FORWARD CHARACTERISTICS

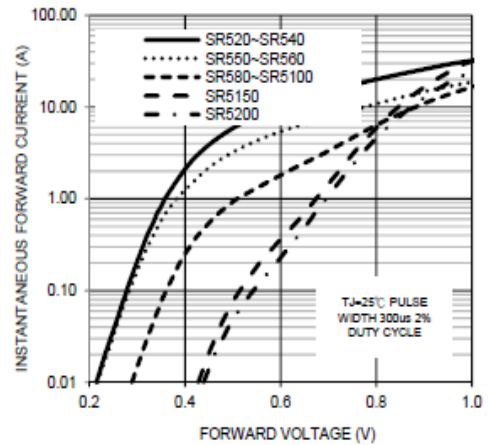


FIG. 3-MAXIMUM NON-REPETITIVE FORWARD SURGE CURRENT

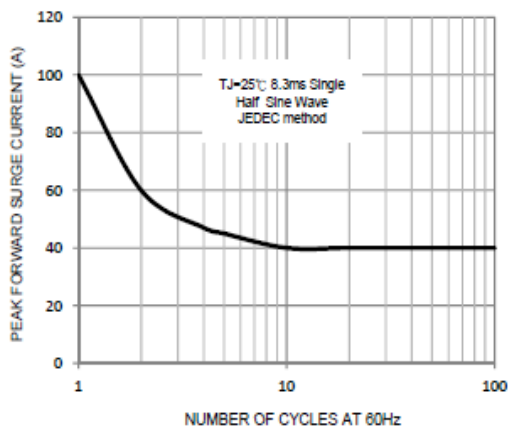


FIG. 4-TYPICAL REVERSE CHARACTERISTICS

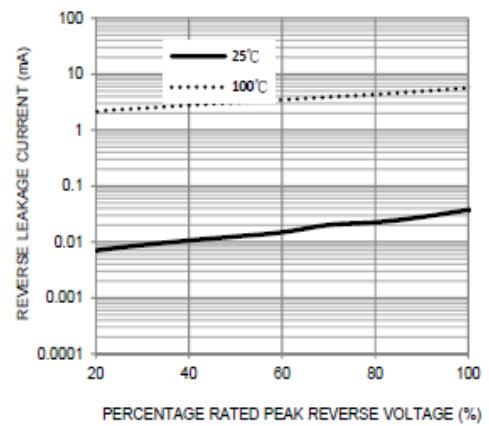
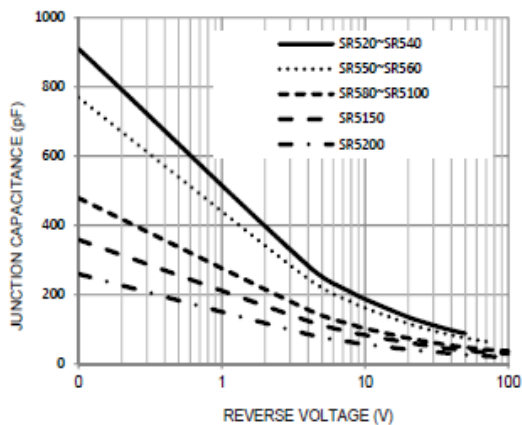
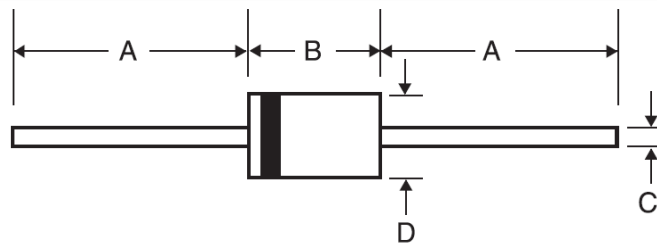


FIG. 5-TYPICAL JUNCTION CAPACITANCE



Package Dimension

DO-201AD





Dimensions				
Symbol	Millimeters		Inches	
	Min	Max	Min	Max
A	25.40	-	1.000	-
B	7.30	9.50	0.287	0.374
C	1.20	1.30	0.047	0.051
D	4.80	5.60	0.188	0.220

NOTICE

Information furnished is believed to be accurate and reliable. However Globaltech Semiconductor assumes no responsibility for the consequences of use of such information nor for any infringement of patents or other rights of third parties, which may result from its use. No license is granted by implication or otherwise under any patent or patent rights of Globaltech Semiconductor. Specifications mentioned in this publication are subject to change without notice. This publication supersedes and replaces all information without express written approval of Globaltech Semiconductor.

CONTACT US

GS Headquarter	
	4F.,No.43-1,Lane11,Sec.6,Minquan E.Rd NeiHu District Taipei City 114, Taiwan (R.O.C)
	886-2-2657-9980
	886-2-2657-3630
	sales_twn@gs-power.com

Wu-Xi Branch	
	No.21 Changjiang Rd., WND, Wuxi, Jiangsu, China (INFO. & TECH. Science Park Building A 210 Room)
	86-510-85217051
	86-510-85211238
	sales_cn@gs-power.com

RD Division	
	824 Bolton Drive Milpitas. CA. 95035
	1-408-457-0587