

GSS2A Series

Surface Mount Standard Recovery Glass Passivated

Product Description

Reverse Voltage 50V To 1000V Forward Current 2.0A

Features

- For Surface Mount Application
- Glass Passivated Chip
- Low Reverse Leakage Current
- Low Forward Voltage Drop And High Current Capability
- Plastic Material Has UL Flammability Classification 94V-0
- Lead(Pb)-Free

Mechanical Data

- Case : Molded Plastic
- Polarity : Indicated by cathode band
- Weight : 0.003 Ounce, 0.093 grams

Packages



SMB (DO-214AA)

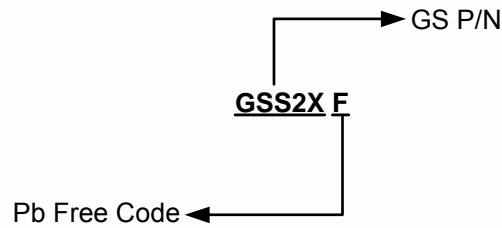
Marking Information

Part Number	Package	Marking
GSS2AF	SMB (DO-214AA)	WTYYWW S2A.
GSS2BF	SMB (DO-214AA)	WTYYWW S2B.
GSS2DF	SMB (DO-214AA)	WTYYWW S2D.
GSS2GF	SMB (DO-214AA)	WTYYWW S2G.
GSS2JF	SMB (DO-214AA)	WTYYWW S2J.
GSS2KF	SMB (DO-214AA)	WTYYWW S2K.
GSS2MF	SMB (DO-214AA)	WTYYWW S2M.

※ "WT" GS Code & "YYWW" Date Code

※ "S2X" GS P/N & "." Halogen Free

Ordering Information



Part Number	Package	Quantity
GSS2AF Series	SMB (DO-214AA)	3000 PCS

Electrical Characteristics

(T_A = 25°C unless otherwise noted)

Symbol	Conditions	S2A	S2B	S2D	S2G	Unit
V _{RRM}	Maximum Recurrent Peak Reverse Voltage	50	100	200	400	V
V _{RMS}	Maximum RMS Voltage	35	70	140	280	V
V _{DC}	Maximum DC Blocking Voltage	50	100	200	400	V
Symbol	Conditions	S2J	S2K	S2M	Unit	
V _{RRM}	Maximum Recurrent Peak Reverse Voltage	600	800	1000	V	
V _{RMS}	Maximum RMS Voltage	420	560	700	V	
V _{DC}	Maximum DC Blocking Voltage	600	800	1000	V	
V _F	Maximum Instantaneous At 2.0A DC	1.1			V	
I _R	Maximum DC Reverse Current At Rated DC Blocking Voltage	T _J = 25°C	5.0		uA	
		T _J = 125°C	125			
C _J	Typical Junction Capacitance (Note 1)	20			pF	
I _{F(AV)}	Maximum Average Forward Rectified Current @T _C =100°C	2.0			A	
I _{FSM}	Peak Forward Surge Current, 8.3ms Single Half Sine-Wave Superimposed on Rated Load (JEDEC Method)	50			A	
R _{θJL}	Typical Thermal Resistance (Note 2)	25			°C/W	
T _J	Junction Temperature Range	-55 to +150			°C	
T _{STG}	Storage Temperature Range	-55 to +150			°C	

Notes: 1. Measured at 1.0MHz and applied reverse voltage of 4.0V DC
 2. Thermal Resistance Junction to case

Typical Characteristics

FIG.1 - FORWARD CURRENT DERATING CURVE

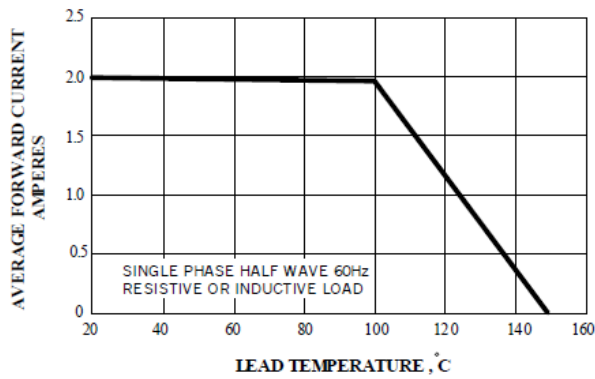


FIG.2 - MAXIMUM NON-REPETITIVE SURGE CURRENT

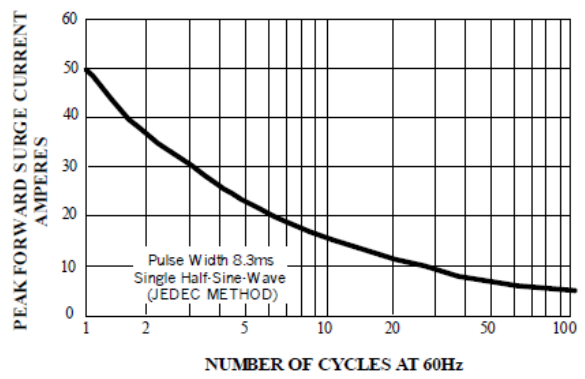


FIG.3 - TYPICAL FORWARD CHARACTERISTICS

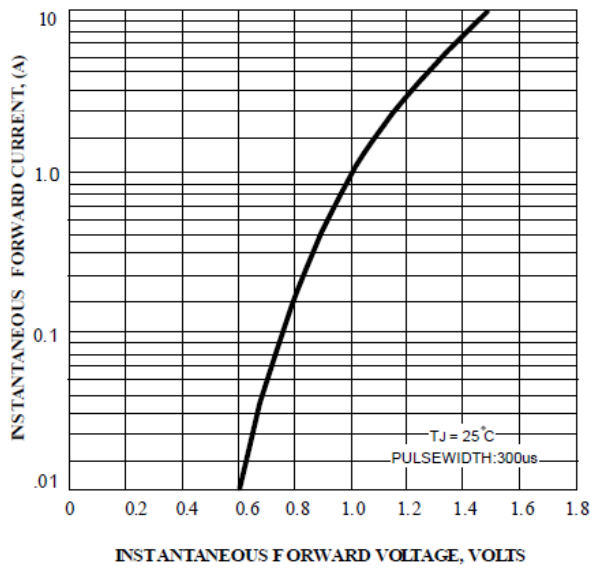
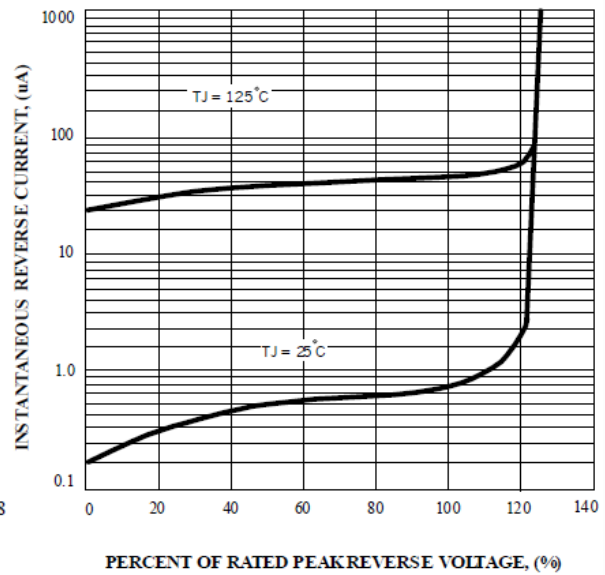
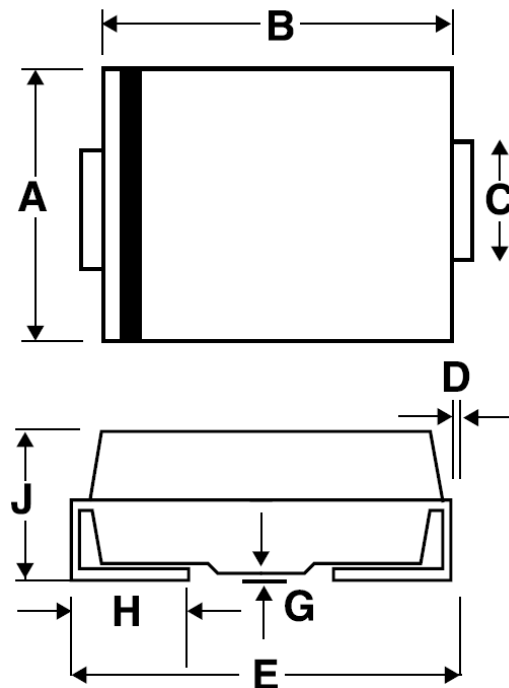


FIG.4 - TYPICAL REVERSE CHARACTERISTICS



Package Dimension

SMB (DO-214AA)







Dimensions





Symbol	Millimeters		Inches	
	Min	Max	Min	Max
A	3.30	3.94	0.129	0.155
B	4.06	4.80	0.159	0.188
C	1.96	2.21	0.077	0.087
D	0.15	0.31	0.005	0.012
E	5.00	5.59	0.196	0.220
G	0.10	0.20	0.003	0.007
H	0.76	1.52	0.029	0.059
J	2.00	2.62	0.078	0.103



NOTICE

Information furnished is believed to be accurate and reliable. However Globaltech Semiconductor assumes no responsibility for the consequences of use of such information nor for any infringement of patents or other rights of third parties, which may result from its use. No license is granted by implication or otherwise under any patent or patent rights of Globaltech Semiconductor. Specifications mentioned in this publication are subject to change without notice. This publication supersedes and replaces all information without express written approval of Globaltech Semiconductor.

CONTACT US

GS Headquarter	
	4F.,No.43-1,Lane11,Sec.6,Minquan E.Rd Neihu District Taipei City 114, Taiwan (R.O.C)
	886-2-2657-9980
	886-2-2657-3630
	sales_twn@gs-power.com

Wu-Xi Branch	
	No.21 Changjiang Rd., WND, Wuxi, Jiangsu, China (INFO. & TECH. Science Park Building A 210 Room)
	86-510-85217051
	86-510-85211238
	sales_cn@gs-power.com

RD Division	
	824 Bolton Drive Milpitas. CA. 95035
	1-408-457-0587