



TS1100S

MICRO SURFACE MOUNT SCHOTTKY BRIDGE

VOLTAGE	100 Volt	CURRENT	1 Ampere
----------------	-----------------	----------------	-----------------

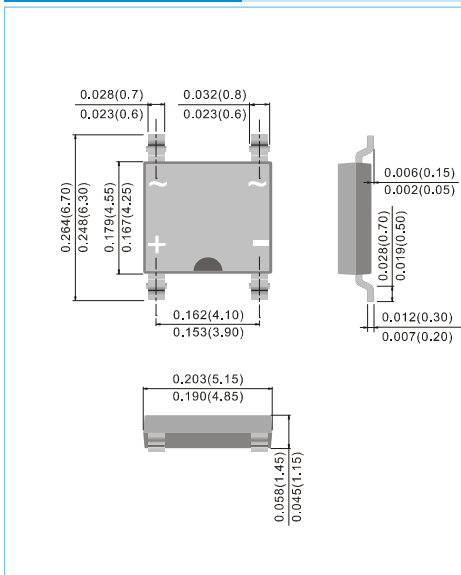
MICRO DIP / TDI Unit : inch(mm)

FEATURES

- Plastic package has Underwriters Laboratory Flammability Classification 94V-O. Flame Retardant Epoxy Molding Compound.
- Exceeds environmental standards of MIL-S-19500/228
- Low power loss, high efficiency.
- Low forward voltage, high current capability
- High surge capacity.
- Super fast recovery times, high voltage.
- Epitaxial chip construction.
- Lead free in compliance with EU RoHS 2011/65/EU directive
- Green molding compound as per IEC61249 Std. . (Halogen Free)

MECHANICAL DATA

- Case: MDI Molded plastic
- Terminals: Lead solderable per MIL-STD-750, Method 2026
- Polarity: As marked.
- Standard packaging: Any
- Weight: 0.0032 ounces, 0.09 grams.



ABSOLUTE MAXIMUM RATINGS (If not specified $T_A=25^{\circ}\text{C}$)

PARAMETER	SYMBOL	TS1100S	UNITS
Maximum Peak Repetive Reverse Voltage	V_{RRM}	100	V
Maximum RMS Reverse Voltage	V_{RMS}	71	V
Maximum DC Blocking Voltage	V_{DC}	100	V
Maximum Average Forward Current $T_c = 50^{\circ}\text{C}$	$I_{F(AV)}$	1	A
Non-Repetitive Peak Surge Current (Surge applied at rate Load conditions halfwave, single phase, 60Hz)	I_{FSM}	30	A
Maximum Thermal Resistance	$R_{\theta JA}$	85	$^{\circ}\text{C}/\text{W}$
Operating Junction and Storage Temperature Range	T_J, T_{STG}	-50 to +125	$^{\circ}\text{C}$



TS1100S

ELECTRICAL CHARACTERISTICS (If not specified $T_A = 25^\circ\text{C}$)

PARAMETER	SYMBOL	CONDITIONS	MIN	TYP	MAX.	UNIT
Reverse Current	I_R	$V_R = 100\text{V}$	-	0.3	10	μA
Reverse breakdown voltage	$V_{(BR)R}$	$I_R = 150\mu\text{A}$	100	115	-	V
Forward Voltage	V_F	$I_F = 500\text{mA}$		650	700	mV
Forward Voltage	V_F	$I_F = 1\text{A}$		730	750	mV
Typical Junction capacitance (Note 1)	C_J	$V_R = 4\text{V}, f = 1\text{MHz}$	-	85	-	pF

RATING AND CHARACTERISTIC CURVES

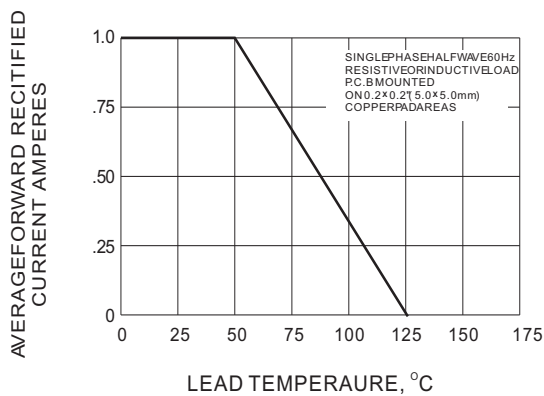


Fig.1- FORWARD CURRENT DERATING CURVE

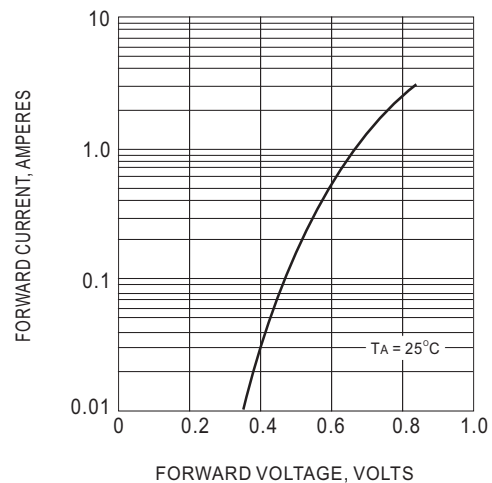
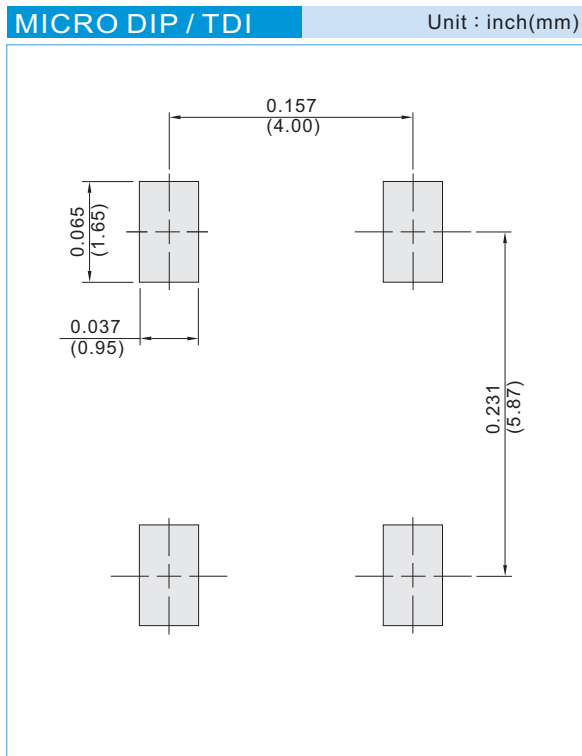


Fig.4- TYPICAL INSTANTANEOUS FORWARD CHARACTERISTIC



TS1100S

MOUNTING PAD LAYOUT



ORDER INFORMATION

- Packing information
 - T/R - 4K per 13" plastic Reel
 - T/R - 1K per 7" plastic Reel



TS1100S

Part No_packing code_Version

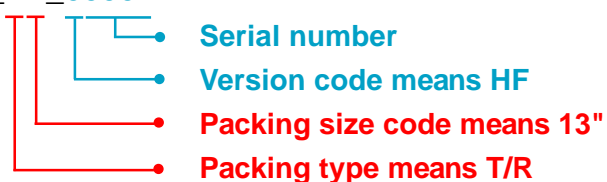
TS1100S_R1_00001

TS1100S_R2_00001

For example :

RB500V-40_R2_00001

Part No.



Packing Code XX				Version Code XXXXX		
Packing type	1 st Code	Packing size code	2 nd Code	HF or RoHS	1 st Code	2 nd ~5 th Code
Tape and Ammunition Box (T/B)	A	N/A	0	HF	0	serial number
Tape and Reel (T/R)	R	7"	1	RoHS	1	serial number
Bulk Packing (B/P)	B	13"	2			
Tube Packing (T/P)	T	26mm	X			
Tape and Reel (Right Oriented) (TRR)	S	52mm	Y			
Tape and Reel (Left Oriented) (TRL)	L	PANASERT T/B CATHODE UP (PBCU)	U			
FORMING	F	PANASERT T/B CATHODE DOWN (PBCD)	D			



TS1100S

Disclaimer

- Reproducing and modifying information of the document is prohibited without permission from Panjit International Inc..
- Panjit International Inc. reserves the rights to make changes of the content herein the document anytime without notification. Please refer to our website for the latest document.
- Panjit International Inc. disclaims any and all liability arising out of the application or use of any product including damages incidentally and consequentially occurred.
- Panjit International Inc. does not assume any and all implied warranties, including warranties of fitness for particular purpose, non-infringement and merchantability.
- Applications shown on the herein document are examples of standard use and operation. Customers are responsible in comprehending the suitable use in particular applications. Panjit International Inc. makes no representation or warranty that such applications will be suitable for the specified use without further testing or modification.
- The products shown herein are not designed and authorized for equipments requiring high level of reliability or relating to human life and for any applications concerning life-saving or life-sustaining, such as medical instruments, transportation equipment, aerospace machinery et cetera. Customers using or selling these products for use in such applications do so at their own risk and agree to fully indemnify Panjit International Inc. for any damages resulting from such improper use or sale.
- Since Panjit uses lot number as the tracking base, please provide the lot number for tracking when complaining.