



EST2AF SERIES

SUPERFAST RECOVERY RECTIFIERS

VOLTAGE 50~400 Volt **CURRENT** 2 Ampere

FEATURES

- Plastic package has Underwriters Laboratory Flammability Classification 94V-O Flame Retardant Epoxy Molding Compound
- Exceeds environmental standard MIL-S-19500/228
- Super fast recovery time, high voltage
- Ultra thin profile package for space constrained utilization
- Package suitable for automated handling
- Lead free in compliance with EU RoHS 2011/65/EU directives
- Green molding compound as per IEC61249 Std. . (Halogen Free)

MECHANICAL DATA

Case : SMAF Molded Plastic

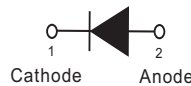
Terminals : Solderable per MIL-STD-750, Method 2026

Polarity : Color band denotes cathode end

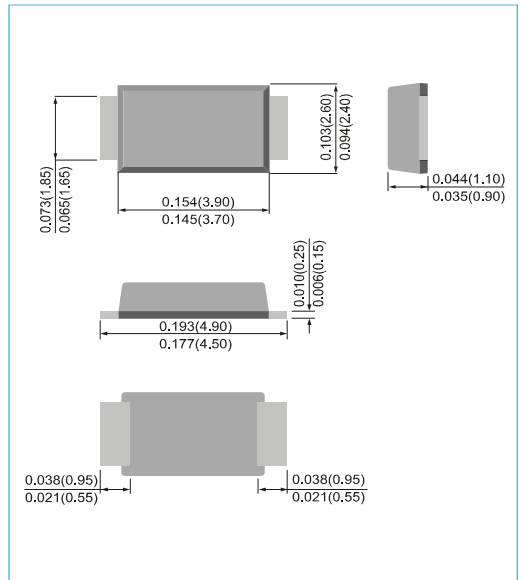
Standard packaging : 12mm tape (EIA-481)

Weight : 0.0011 ounces, 0.0328 grams

Marking : Part number



SMAF Unit : inch(mm)



MAXIMUM RATINGS(T_A=25°C unless otherwise noted)

PARAMETER	SYMBOL	EST2AF	EST2BF	EST2CF	EST2DF	EST2EF	EST2GF	UNIT
Maximum recurrent peak reverse voltage	V _{RRM}	50	100	150	200	300	400	V
Maximum rms voltage	V _{RMS}	35	70	105	140	210	280	V
Maximum dc blocking voltage	V _R	50	100	150	200	300	400	V
Maximum average forward rectified current	I _{F(AV)}	2						A
Peak forward surge current 8.3ms single half sine-wave superimposed on rated load	I _{FSM}	50						A
Maximum forward voltage at 2A	V _F	0.95				1.25		V
Maximum dc reverse current	I _R	1						μA
Typical junction capacitance (Note 1)	C _J	30				25		pF
Typical thermal resistance (Note 3) (Note 4)	R _{θJL} R _{θJA}	20 150						°C/W
Maximum reverse recovery time (Note 2)	T _{RR}	25						nS
Operating junction temperature range	T _J	-55 to + 150						°C
Storage temperature range	T _{STG}	-55 to + 150						°C

Note:1.Measured at 1 MHz and Applied Reverse Voltage of 4 Volts.

2.Reverse Recovery Test Conditions : IF=0.5A, IR=1A, Recover to 0.25A.

3.Mounted on a FR4 PCB, single-sided copper, with 10cm*10cm copper pad area

4.Mounted on a FR4 PCB, single-sided copper, mini pad.



EST2AF SERIES

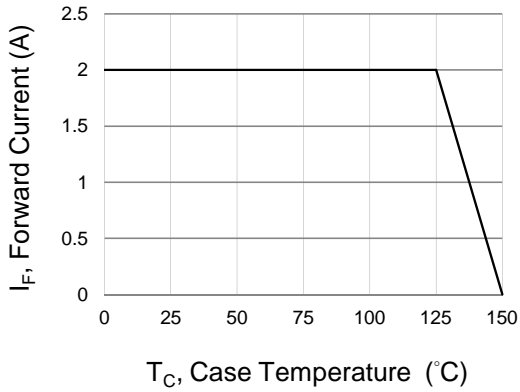


Fig.1 Forward Current Derating Curve

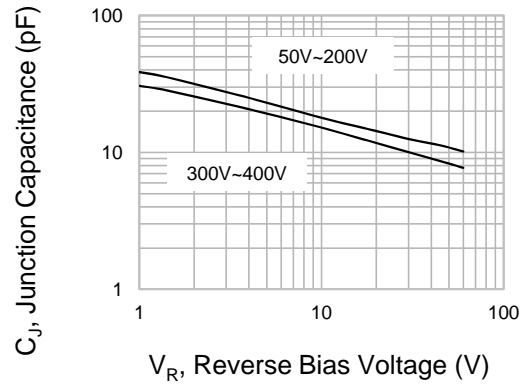


Fig.2 Typical Junction Capacitance

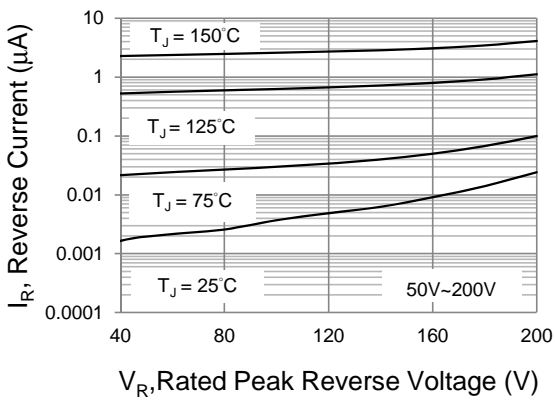


Fig.3 Typical Reverse Characteristics

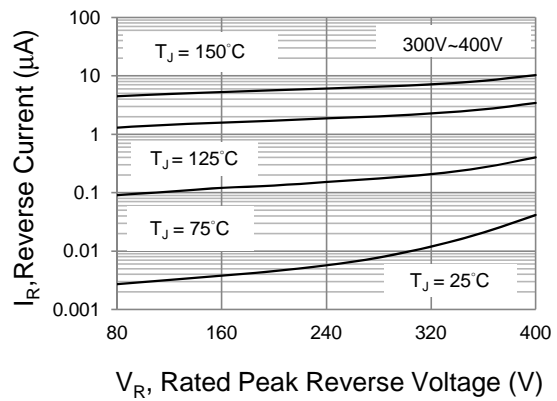


Fig.4 Typical Reverse Characteristics

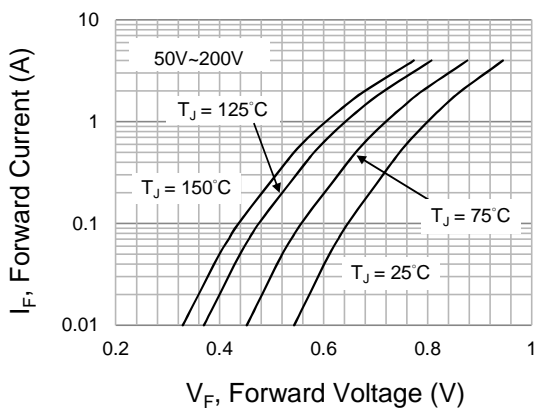


Fig.5 Typical Forward Characteristics

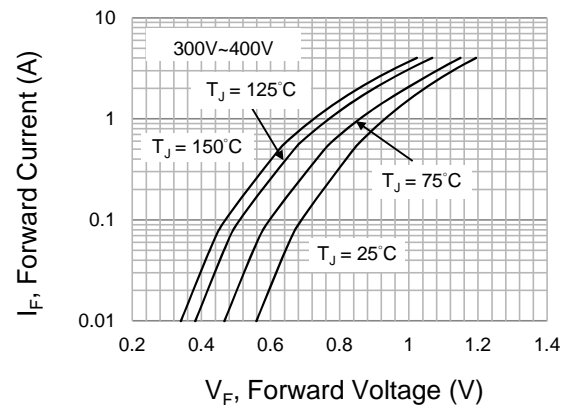
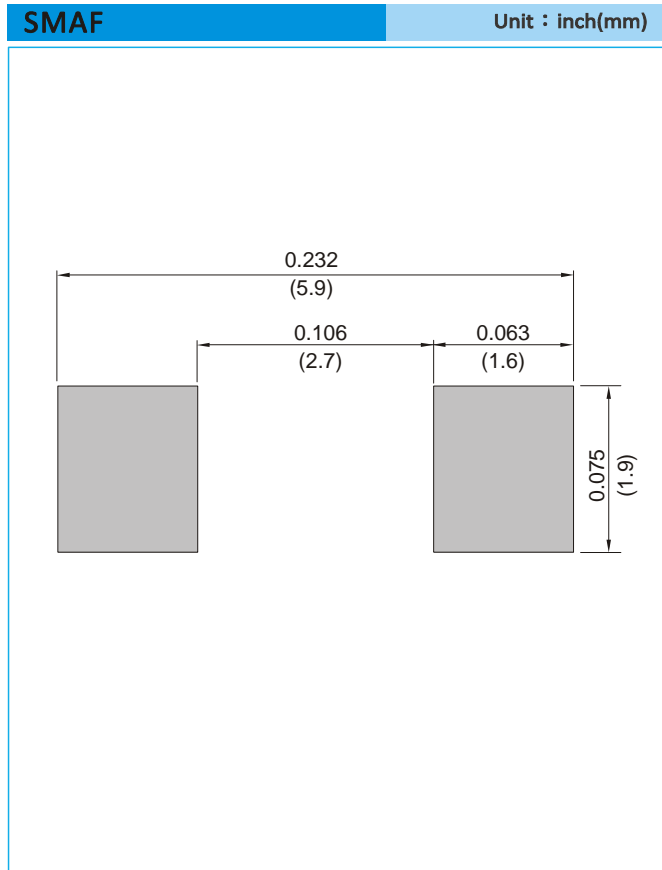


Fig.6 Typical Forward Characteristics



EST2AF SERIES

MOUNTING PAD LAYOUT



ORDER INFORMATION

- Packing information
 - T/R - 10K per 13" plastic Reel
 - T/R - 3K per 7" plastic Reel



EST2AF SERIES

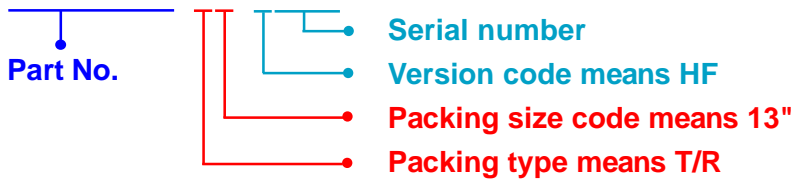
Part No_packing code_Version

EST2AF_R1_00001

EST2AF_R2_00001

For example :

RB500V-40_R2_00001



Packing Code XX				Version Code XXXXX		
Packing type	1 st Code	Packing size code	2 nd Code	HF or RoHS	1 st Code	2 nd ~5 th Code
Tape and Ammunition Box (T/B)	A	N/A	0	HF	0	serial number
Tape and Reel (T/R)	R	7"	1	RoHS	1	serial number
Bulk Packing (B/P)	B	13"	2			
Tube Packing (T/P)	T	26mm	X			
Tape and Reel (Right Oriented) (TRR)	S	52mm	Y			
Tape and Reel (Left Oriented) (TRL)	L	PANASERT T/B CATHODE UP (PBCU)	U			
FORMING	F	PANASERT T/B CATHODE DOWN (PBCD)	D			



EST2AF SERIES

Disclaimer

- Reproducing and modifying information of the document is prohibited without permission from Panjit International Inc..
- Panjit International Inc. reserves the rights to make changes of the content herein the document anytime without notification. Please refer to our website for the latest document.
- Panjit International Inc. disclaims any and all liability arising out of the application or use of any product including damages incidentally and consequentially occurred.
- Panjit International Inc. does not assume any and all implied warranties, including warranties of fitness for particular purpose, non-infringement and merchantability.
- Applications shown on the herein document are examples of standard use and operation. Customers are responsible in comprehending the suitable use in particular applications. Panjit International Inc. makes no representation or warranty that such applications will be suitable for the specified use without further testing or modification.
- The products shown herein are not designed and authorized for equipments requiring high level of reliability or relating to human life and for any applications concerning life-saving or life-sustaining, such as medical instruments, transportation equipment, aerospace machinery et cetera. Customers using or selling these products for use in such applications do so at their own risk and agree to fully indemnify Panjit International Inc. for any damages resulting from such improper use or sale.
- Since Panjit uses lot number as the tracking base, please provide the lot number for tracking when complaining.