



ER3EAF / ER3GAF

SURFACE MOUNT SUPERFAST RECTIFIER

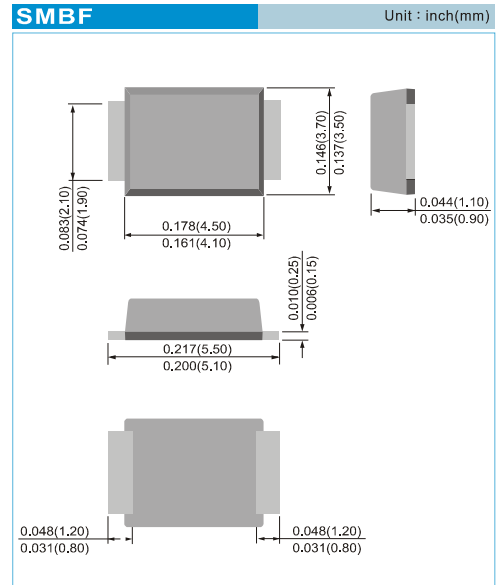
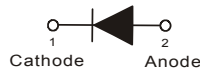
VOLTAGE 300~400 Volt **CURRENT** 3 Ampere

FEATURES

- For surface mounted applications in order to optimize board space
- High temperature metallurgically bonded-no compression
- Easy pick and place
- Plastic package has Underwriters Laboratory Flammability Classification 94V-O
- Glass passivated junction
- Ultra thin profile package for space constrained utilization
- Package suitable for automated handling
- Lead free in compliance with EU RoHS 2011/65/EU directive.
- Green molding compound as per IEC61249 Std. . (Halogen Free)

MECHANICAL DATA

- Case: SMBF molded plastic
- Terminals: Solder plated, solderable per MIL-STD-750, Method 2026
- Approx. Weight: 0.0018 ounces, 0.05 grams
- Polarity: Color band denotes cathode end



MAXIMUM RATINGS AND ELECTRICAL CHARACTERISTICS (T_A=25°C unless otherwise noted)

PARAMETER	SYMBOL	ER3EAF	ER3GAF	UNITS
Recurrent Peak Reverse Voltage	V _{RRM}	300	400	V
RMS Voltage	V _{RMS}	210	280	V
DC Blocking Voltage	V _R	300	400	V
Average Forward Current	I _{F(AV)}	3		A
Peak Forward Surge Current : 8.3ms single half sine-wave superimposed on rated load	I _{FSM}	80		A
Forward Voltage at 3A	V _F	1.25		V
DC Reverse Current at Rated DC Blocking Voltage	I _R	1		μA
Reverse Recovery Time (Notes 2)	t _{rr}	35		ns
Typical Junction Capacitance (Notes 1)	C _J	40		pF
Typical Thermal Resistance (Notes 3) (Notes 4)	R _{θJL} R _{θJA}	20 135		°C / W
Operating Junction Temperature and Storage Temperature Range	T _J , T _{STG}	-55 to +150		°C

- NOTES: 1. Measured at 1 MHz and Applied Reverse Voltage of 4 Volt.
 2. Reverse Recovery Test Conditions: I_F=0.5A, I_R=1A, Recover to 0.25A.
 3. Mounted on a FR4 PCB, single-sided copper, with 10cm*10cm copper pad area
 4. Mounted on a FR4 PCB, single-sided copper, mini pad.



ER3EAF / ER3GAF

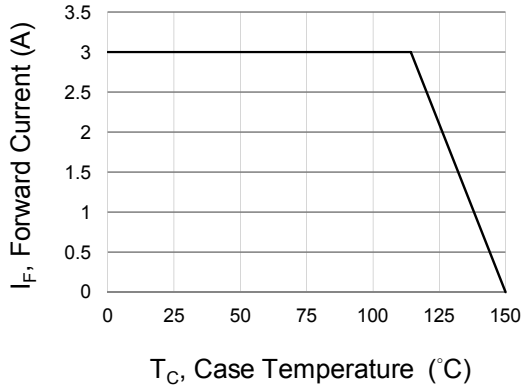


Fig.1 Forward Current Derating Curve

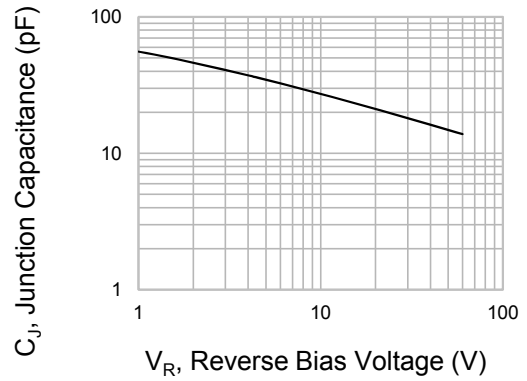


Fig.2 Typical Junction Capacitance

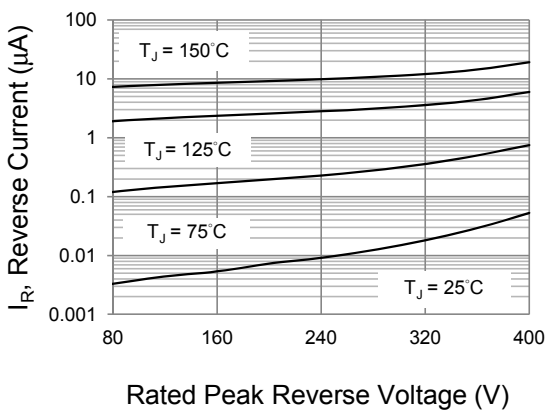


Fig.3 Typical Reverse Characteristics

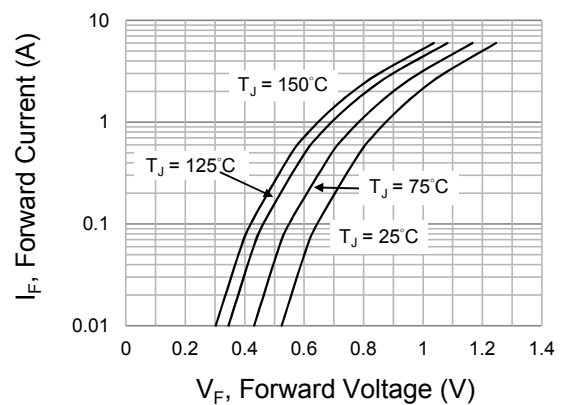
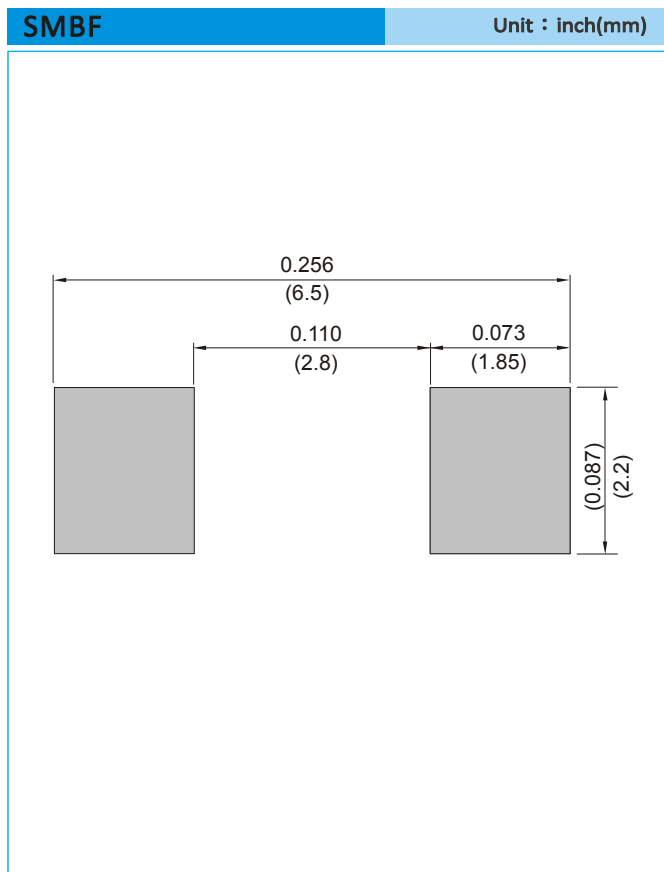


Fig.4 Typical Forward Characteristics



ER3EAF / ER3GAF

MOUNTING PAD LAYOUT



ORDER INFORMATION

- Packing information
T/R - 5K per 13" plastic Reel



ER3EAF / ER3GAF

Part No_packing code_Version

ER3EAF_R2_00001

For example :

RB500V-40 **R2** **00001**



Packing Code XX				Version Code XXXXXX		
Packing type	1 st Code	Packing size code	2 nd Code	HF or RoHS	1 st Code	2 nd ~5 th Code
Tape and Ammunition Box (T/B)	A	N/A	0	HF	0	serial number
Tape and Reel (T/R)	R	7"	1	RoHS	1	serial number
Bulk Packing (B/P)	B	13"	2			
Tube Packing (T/P)	T	26mm	X			
Tape and Reel (Right Oriented) (TRR)	S	52mm	Y			
Tape and Reel (Left Oriented) (TRL)	L	PANASERT T/B CATHODE UP (PBCU)	U			
FORMING	F	PANASERT T/B CATHODE DOWN (PBCD)	D			



ER3EAF / ER3GAF

Disclaimer

- Reproducing and modifying information of the document is prohibited without permission from Panjit International Inc..
- Panjit International Inc. reserves the rights to make changes of the content herein the document anytime without notification. Please refer to our website for the latest document.
- Panjit International Inc. disclaims any and all liability arising out of the application or use of any product including damages incidentally and consequentially occurred.
- Panjit International Inc. does not assume any and all implied warranties, including warranties of fitness for particular purpose, non-infringement and merchantability.
- Applications shown on the herein document are examples of standard use and operation. Customers are responsible in comprehending the suitable use in particular applications. Panjit International Inc. makes no representation or warranty that such applications will be suitable for the specified use without further testing or modification.
- The products shown herein are not designed and authorized for equipments requiring high level of reliability or relating to human life and for any applications concerning life-saving or life-sustaining, such as medical instruments, transportation equipment, aerospace machinery et cetera. Customers using or selling these products for use in such applications do so at their own risk and agree to fully indemnify Panjit International Inc. for any damages resulting from such improper use or sale.
- Since Panjit uses lot number as the tracking base, please provide the lot number for tracking when complaining.