



# UF408G~UF4010G

## GLASS PASSIVATED JUNCTION ULTRAFAST SWITCHING RECTIFIERS

**VOLTAGE** 800~1000 Volt **CURRENT** 4 Ampere

**DO-201AD** Unit : inch(mm)

### FEATURES

- Plastic package has Underwriters Laboratory Flammability Classification 94V-O utilizing Flame Retardant Epoxy Molding Compound
- Exceeds environmental standards of MIL-S-19500/228.
- Ultra fast recovery for high efficiency.
- Lead free in compliance with EU RoHS 2011/65/EU directive

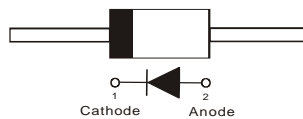
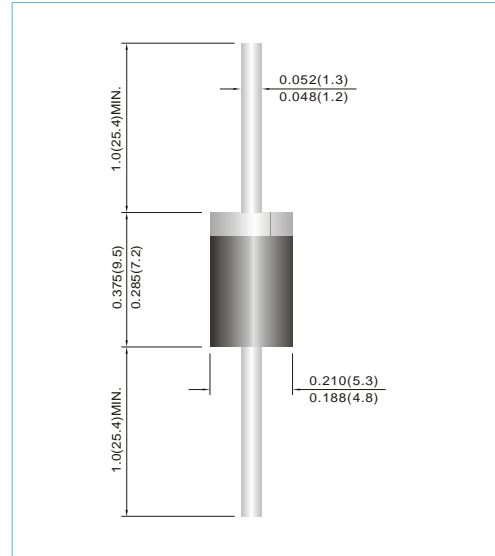
### MECHANICAL DATA

Case : Molded plastic, DO-201AD

Terminals : Axial leads,solderable per MIL-STD-750, Method 2026

Polarity : Color band denotes cathode end

Approx weight : 0.0402 ounces, 1.142 grams



### MAXIMUM RATINGS AND ELECTRICAL CHARACTERISTICS

Ratings at 25°C ambient temperature unless otherwise specified. Single phase, half wave, 60 Hz, resistive or inductive load.

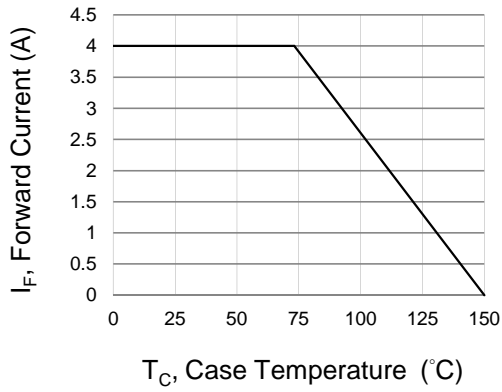
PARAMETER	SYMBOL	UF408G	UF4010G	UNITS
Maximum Recurrent Peak Reverse Voltage	$V_{RRM}$	800	1000	V
Maximum RMS Voltage	$V_{RMS}$	560	700	V
Maximum DC Blocking Voltage	$V_{DC}$	800	1000	V
Maximum Average Forward Current	$I_{F(AV)}$	4		A
Peak Forward Surge Current : 8.3ms single half sine-wave superimposed on rated load	$I_{FSM}$	150		A
Maximum Forward Voltage at 4A	$V_F$	1.85		V
Maximum DC Reverse Current at Rated DC Blocking Voltage	$I_R$	10		$\mu A$
Typical Thermal Resistance (Note 2)	$R_{\theta JL}$	18		$^{\circ}C / W$
Maximum Reverse Recovery Time (Note 1)	$T_{rr}$	75		ns
Operating Junction and Storage Temperature Range	$T_J, T_{STG}$	-55 to +150		$^{\circ}C$

#### NOTES :

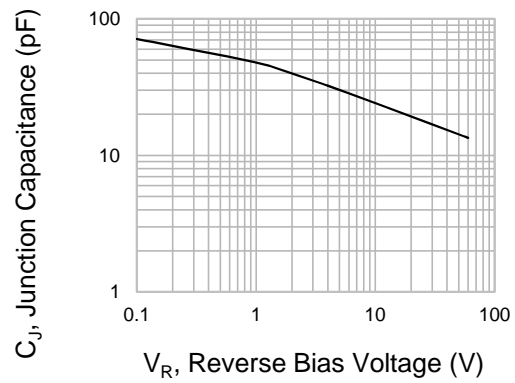
1. Reverse Recovery Test Conditions :  $I_F=0.5A$ ,  $I_R=1A$ , Recover to 0.25A.
- 2.The testing condition of the thermal resistance (junction to lead) is based on 10 mm lead length between two 10cm x 10cm x 0.5mm copper pad heatsinks.



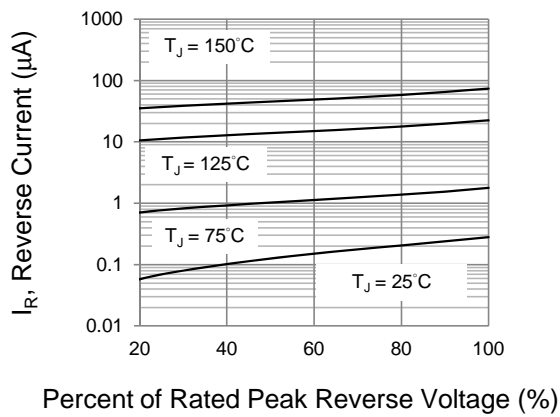
# UF408G~UF4010G



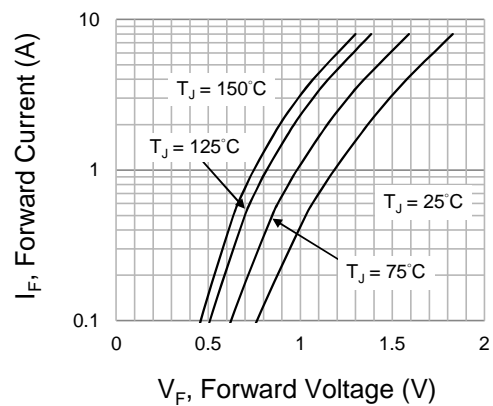
**Fig.1 Forward Current Derating Curve**



**Fig.2 Typical Junction Capacitance**



**Fig.3 Typical Reverse Characteristics**



**Fig.4 Typical Forward Characteristics**



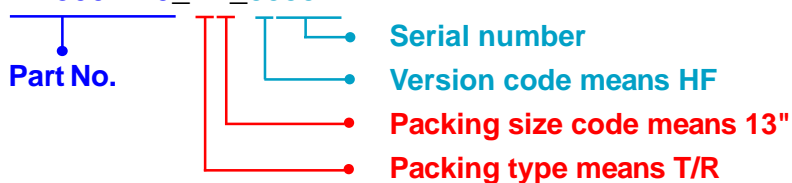
## UF408G~UF4010G

### Part No\_packing code\_Version

UF408G\_AY\_00001  
 UF408G\_AY\_10001  
 UF408G\_B0\_00001  
 UF408G\_B0\_10001  
 UF408G\_R2\_00001  
 UF408G\_R2\_10001

For example :

**RB500V-40\_R2\_00001**



Packing Code <b>XX</b>				Version Code <b>XXXXX</b>		
Packing type	1 <sup>st</sup> Code	Packing size code	2 <sup>nd</sup> Code	HF or RoHS	1 <sup>st</sup> Code	2 <sup>nd</sup> ~5 <sup>th</sup> Code
Tape and Ammunition Box (T/B)	A	N/A	0	HF	0	serial number
Tape and Reel (T/R)	R	7"	1	RoHS	1	serial number
Bulk Packing (B/P)	B	13"	2			
Tube Packing (T/P)	T	26mm	X			
Tape and Reel (Right Oriented) (TRR)	S	52mm	Y			
Tape and Reel (Left Oriented) (TRL)	L	PANASERT T/B CATHODE UP (PBCU)	U			
FORMING	F	PANASERT T/B CATHODE DOWN (PBCD)	D			



## UF408G~UF4010G

---

### Disclaimer

- Reproducing and modifying information of the document is prohibited without permission from Panjit International Inc..
- Panjit International Inc. reserves the rights to make changes of the content herein the document anytime without notification. Please refer to our website for the latest document.
- Panjit International Inc. disclaims any and all liability arising out of the application or use of any product including damages incidentally and consequentially occurred.
- Panjit International Inc. does not assume any and all implied warranties, including warranties of fitness for particular purpose, non-infringement and merchantability.
- Applications shown on the herein document are examples of standard use and operation. Customers are responsible in comprehending the suitable use in particular applications. Panjit International Inc. makes no representation or warranty that such applications will be suitable for the specified use without further testing or modification.
- The products shown herein are not designed and authorized for equipments requiring high level of reliability or relating to human life and for any applications concerning life-saving or life-sustaining, such as medical instruments, transportation equipment, aerospace machinery et cetera. Customers using or selling these products for use in such applications do so at their own risk and agree to fully indemnify Panjit International Inc. for any damages resulting from such improper use or sale.
- Since Panjit uses lot number as the tracking base, please provide the lot number for tracking when complaining.