



SVM1550V

ULTRA LOW VF SCHOTTKY RECTIFIER

VOLTAGE 50 Volt **CURRENT** 15 Ampere

TO-277 Unit : inch(mm)

FEATURES

- Ideal for automated placement
- Ultra low forward voltage drop, low power loss
- High efficiency operation
- Low thermal resistance
- Ultra thin profile package for space constrained utilization
- Package suitable for automated handling
- Lead free in compliance with EU RoHS 2011/65/EU directive
- Green molding compound as per IEC61249 Std. . (Halogen Free)

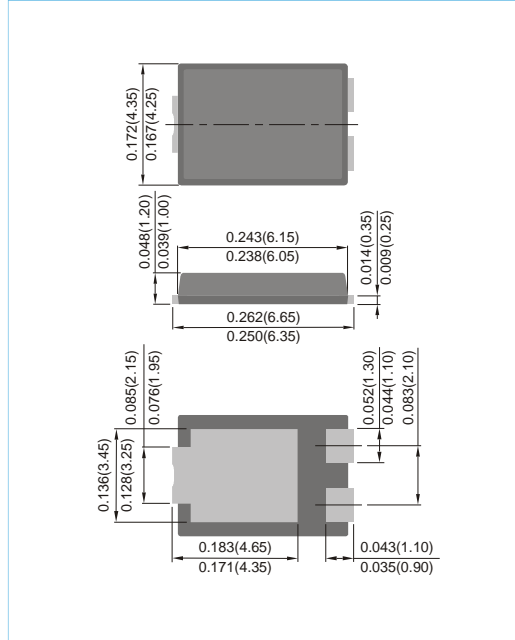
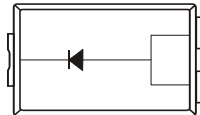
MECHANICAL DATA

Case : TO-277, Plastic

Terminals : Solderable per MIL-STD-750, Method 2026

Weight : 0.0037 ounces, 0.1073 grams

Marking : Part number



MAXIMUM RATINGS($T_A=25^{\circ}\text{C}$ unless otherwise noted)

| PARAMETER | SYMBOL | VALUE | UNIT |
|---|------------------------------------|--------------|----------------------|
| Maximum Recurrent Peak Reverse Voltage | V_{RRM} | 50 | V |
| Maximum RMS Voltage | V_{RMS} | 35 | V |
| Maximum DC Blocking Voltage | V_R | 50 | V |
| Maximum Average Rectified Output Current | $I_{F(AV)}$ | 15 | A |
| Peak Forward Surge Current : 8.3ms single half sine-wave superimposed on rated load | I_{FSM} | 280 | A |
| Typical Thermal Resistance (Note 1) (Note 2) | $R_{\theta JA}$ $R_{\theta JC}$ | 110 5.5 | $^{\circ}\text{C/W}$ |
| Operating Junction Temperature Range And Storage Temperature Range | T_J, T_{STG} | -55 to + 150 | $^{\circ}\text{C}$ |

NOTES : 1.Mounted on a FR4 PCB, single-sided copper, mini pad.
2.Mounted on a 10cm*10cm*0.5mm copper pad area



SVM1550V

ELECTRICAL CHARACTERISTICS (T_A=25°C unless otherwise noted)

| PARAMETER | SYMBOL | TEST CONDITIONS | MIN. | TYP. | MAX. | UNIT |
|-------------------------------|-----------------|---|------|------|------|----------|
| Breakdown voltage | V _{BR} | I _R =0.5mA T _A =25°C | 50 | - | - | V |
| Instantaneous forward voltage | V _F | I _F =1A T _A =25°C | - | 0.28 | - | V |
| | | I _F =5A T _A =25°C | - | 0.35 | - | V |
| | | I _F =15A T _A =25°C | - | 0.45 | 0.51 | V |
| | | I _F =1A T _A =125°C | - | 0.18 | - | V |
| Reverse current | I _R | V _R =40V T _A =25°C | - | 60 | - | μA |
| | | V _R =50V T _A =125°C | - | 25 | 320 | μA mA |

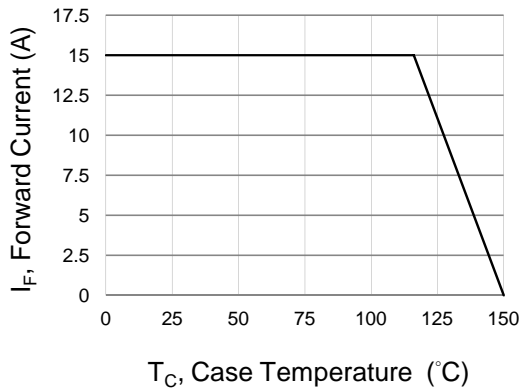


Fig.1 Forward Current Derating Curve

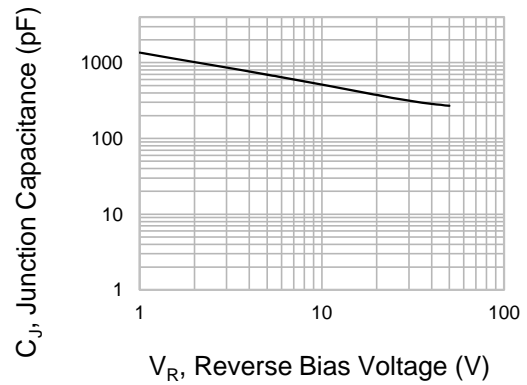


Fig.2 Typical Junction Capacitance

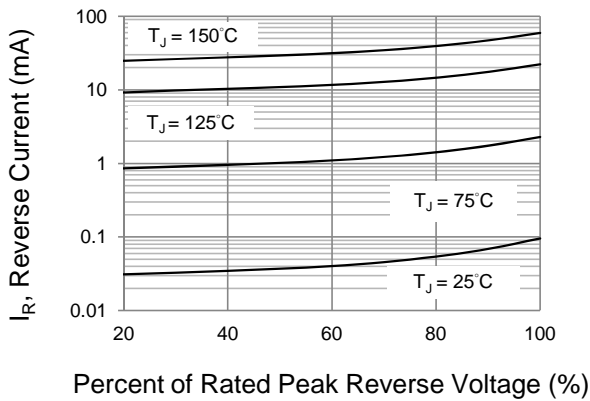


Fig.3 Typical Reverse Characteristics

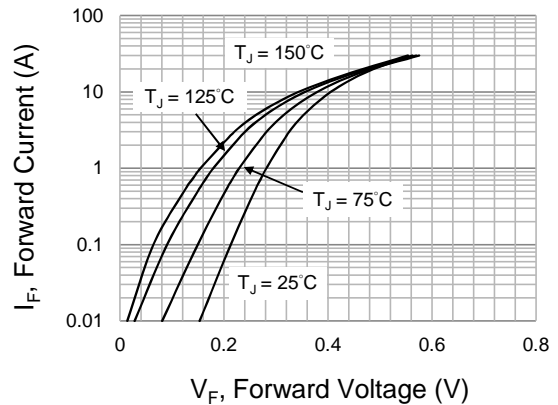


Fig.4 Typical Forward Characteristics

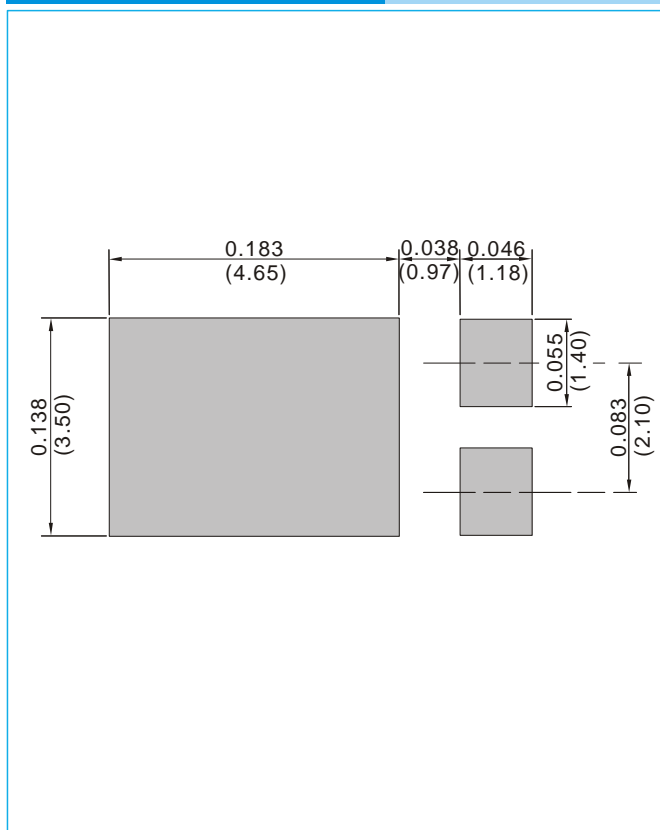


SVM1550V

MOUNTING PAD LAYOUT

TO-277

Unit : inch(mm)



ORDER INFORMATION

- Packing information
T/R - 5K per 13" plastic Reel



SVM1550V

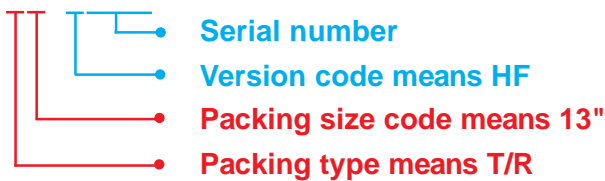
Part No_packing code_Version

SVM1550V_R2_00001

For example :

RB500V-40_R2_00001

Part No.



| Packing Code XX | | | | Version Code XXXXX | | |
|--------------------------------------|----------------------|----------------------------------|----------------------|---------------------------|----------------------|---------------------------------------|
| Packing type | 1 st Code | Packing size code | 2 nd Code | HF or RoHS | 1 st Code | 2 nd -5 th Code |
| Tape and Ammunition Box (T/B) | A | N/A | 0 | HF | 0 | serial number |
| Tape and Reel (T/R) | R | 7" | 1 | RoHS | 1 | serial number |
| Bulk Packing (B/P) | B | 13" | 2 | | | |
| Tube Packing (T/P) | T | 26mm | X | | | |
| Tape and Reel (Right Oriented) (TRR) | S | 52mm | Y | | | |
| Tape and Reel (Left Oriented) (TRL) | L | PANASERT T/B CATHODE UP (PBCU) | U | | | |
| FORMING | F | PANASERT T/B CATHODE DOWN (PBCD) | D | | | |



SVM1550V

Disclaimer

- Reproducing and modifying information of the document is prohibited without permission from Panjit International Inc..
- Panjit International Inc. reserves the rights to make changes of the content herein the document anytime without notification. Please refer to our website for the latest document.
- Panjit International Inc. disclaims any and all liability arising out of the application or use of any product including damages incidentally and consequentially occurred.
- Panjit International Inc. does not assume any and all implied warranties, including warranties of fitness for particular purpose, non-infringement and merchantability.
- Applications shown on the herein document are examples of standard use and operation. Customers are responsible in comprehending the suitable use in particular applications. Panjit International Inc. makes no representation or warranty that such applications will be suitable for the specified use without further testing or modification.
- The products shown herein are not designed and authorized for equipments requiring high level of reliability or relating to human life and for any applications concerning life-saving or life-sustaining, such as medical instruments, transportation equipment, aerospace machinery et cetera. Customers using or selling these products for use in such applications do so at their own risk and agree to fully indemnify Panjit International Inc. for any damages resulting from such improper use or sale.
- Since Panjit uses lot number as the tracking base, please provide the lot number for tracking when complaining.