



SVC4200V

LOW VF SCHOTTKY BARRIER RECTIFIER

VOLTAGE 200 Volts **CURRENT** 4 Amperes

FEATURES

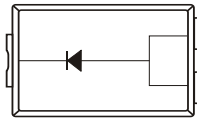
- Ideal for automated placement
- Low forward voltage drop, low power losses
- High efficiency Operation
- Low thermal resistance
- Lead free in comply with EU RoHS 2002/95/EC directives.
- Green molding compound as per IEC61249 Std. . (Halogen Free)

MECHANICAL DATA

Case : TO-277, Plastic

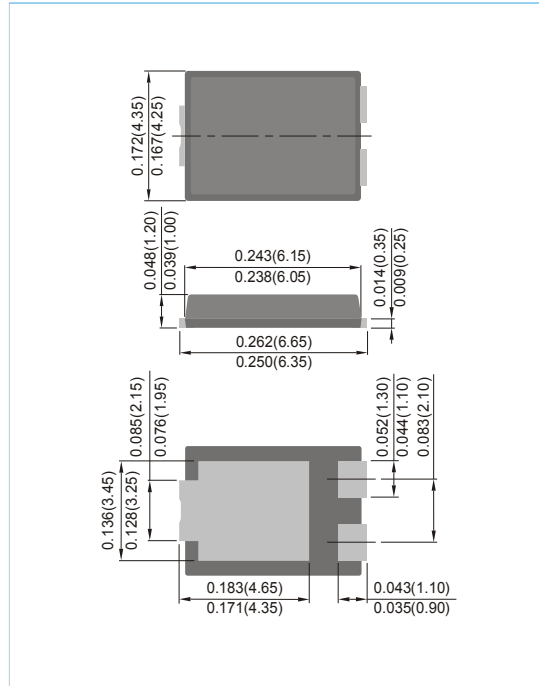
Terminals : Solderable per MIL-STD-750, Method 2026

Weight : 0.0037 ounces, 0.1073 grams



TO-277

Unit : inch(mm)



MAXIMUM RATINGS (T_A=25°C unless otherwise noted)

PARAMETER	SYMBOL	VALUE	UNIT
Maximum Recurrent Peak Reverse Voltage	V _{RRM}	200	V
Maximum RMS Voltage	V _{RMS}	140	V
Maximum DC Blocking Voltage	V _R	200	V
Average Rectified Output Current	I _{F(AV)}	4	A
Peak Forward Surge Current:8.3ms single half sine-wave superimposed on rated load (JEDEC method)	I _{FSM}	100	A
Typical Thermal Resistance, Junction to Case (Note 1)	R _{θJC}	4.5	°C/W
Junction to Ambient (Note 2)	R _{θJA}	110	°C/W
Operating Junction Temperature and Storage Temperature range	T _J ,T _{STG}	-55 to + 150	°C

NOTES:

- 1.Mounted on an FR4 PCB, single-sided copper, with 100cm² copper pad area.
- 2.Mounted on an FR4 PCB, single-sided copper, mini pad.



SVC4200V

ELECTRICAL CHARACTERISTICS (T_A=25°C unless otherwise noted)

PARAMETER	SYMBOL	TEST CONDITIONS	MIN.	TYP.	MAX.	UNIT
Break down voltage	V _{BR}	I _R =5μA T _A =25°C	200	-	-	V
Instantaneous forward voltage	V _F	I _F =3A T _A =25°C	-	0.74	-	V
		I _F =4A T _A =25°C	-	0.76	0.84	V
		I _F =8A T _A =25°C	-	0.82	-	V
Reverse current	I _R	V _R =160V T _A =25°C	-	0.1	-	μA
		V _R =200V T _A =25°C	-	-	1	μA
		V _R =200V T _A =125°C	-	0.35	-	mA

RATING AND CHARACTERISTIC CURVES

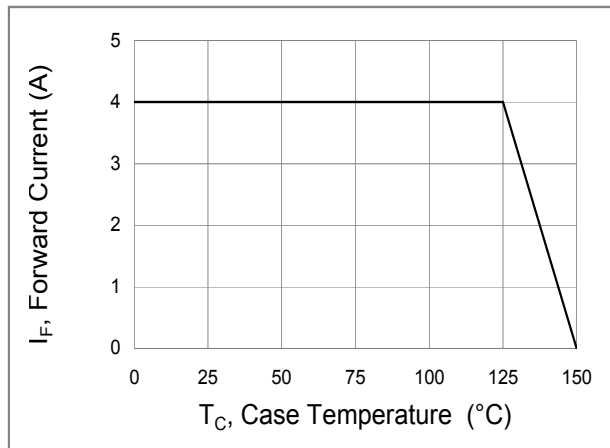


Fig.1 Forward Current Derating Curve

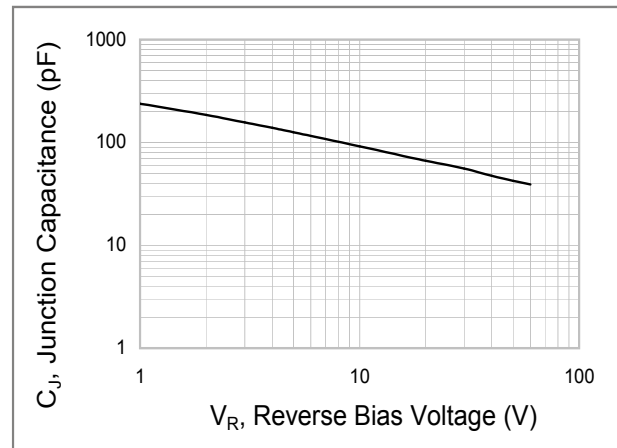


Fig.2 Typical Junction Capacitance

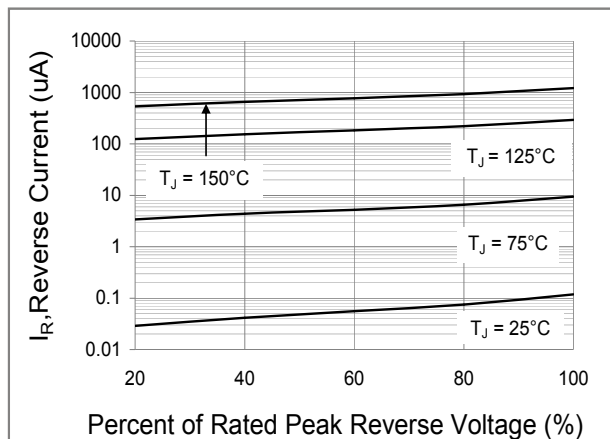


Fig.3 Typical Reverse Characteristics

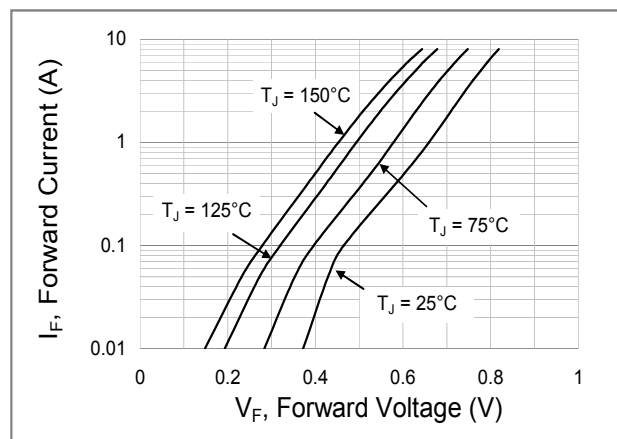
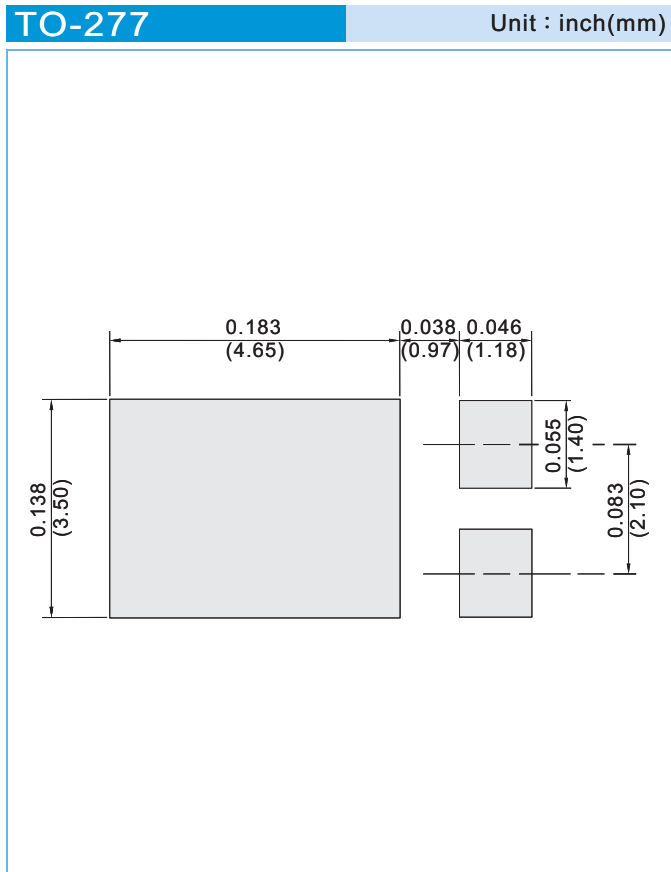


Fig.4 Typical Forward Characteristics



SVC4200V

MOUNTING PAD LAYOUT



ORDER INFORMATION

- Packing information
T/R - 5K per 13" plastic Reel

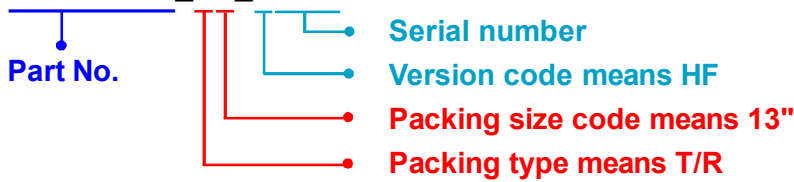


SVC4200V

Part No_packing code_Version
SVC4200V_R2_00001

For example :

RB500V-40_R2_00001



Packing Code XX				Version Code XXXXX		
Packing type	1 st Code	Packing size code	2 nd Code	HF or RoHS	1 st Code	2 nd ~5 th Code
Tape and Ammunition Box (T/B)	A	N/A	0	HF	0	serial number
Tape and Reel (T/R)	R	7"	1	RoHS	1	serial number
Bulk Packing (B/P)	B	13"	2			
Tube Packing (T/P)	T	26mm	X			
Tape and Reel (Right Oriented) (TRR)	S	52mm	Y			
Tape and Reel (Left Oriented) (TRL)	L	PANASERT T/B CATHODE UP (PBCU)	U			
FORMING	F	PANASERT T/B CATHODE DOWN (PBCD)	D			



SVC4200V

Disclaimer

- Reproducing and modifying information of the document is prohibited without permission from Panjit International Inc..
- Panjit International Inc. reserves the rights to make changes of the content herein the document anytime without notification. Please refer to our website for the latest document.
- Panjit International Inc. disclaims any and all liability arising out of the application or use of any product including damages incidentally and consequentially occurred.
- Panjit International Inc. does not assume any and all implied warranties, including warranties of fitness for particular purpose, non-infringement and merchantability.
- Applications shown on the herein document are examples of standard use and operation. Customers are responsible in comprehending the suitable use in particular applications. Panjit International Inc. makes no representation or warranty that such applications will be suitable for the specified use without further testing or modification.
- The products shown herein are not designed and authorized for equipments requiring high level of reliability or relating to human life and for any applications concerning life-saving or life-sustaining, such as medical instruments, transportation equipment, aerospace machinery et cetera. Customers using or selling these products for use in such applications do so at their own risk and agree to fully indemnify Panjit International Inc. for any damages resulting from such improper use or sale.
- Since Panjit uses lot number as the tracking base, please provide the lot number for tracking when complaining.