



SS1030HEWS

SCHOTTKY BARRIER DIODE

FEATURES

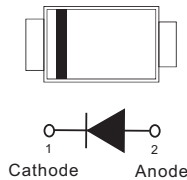
- SOD-323HE low profile package
- Low forward voltage drop, low reverse current
- High Efficiency
- Lead free in comply with EU RoHS 2011/65/EU directives
- Green molding compound as per IEC61249 Std. . (Halogen Free)

MECHANICAL DATA

- Case : SOD-323HE,Plastic
- Terminals : Solderable per MIL-STD-750,Method 2026
- Apporx. Weight : 0.0006 ounces, 0.0185 grams
- Marking : ET

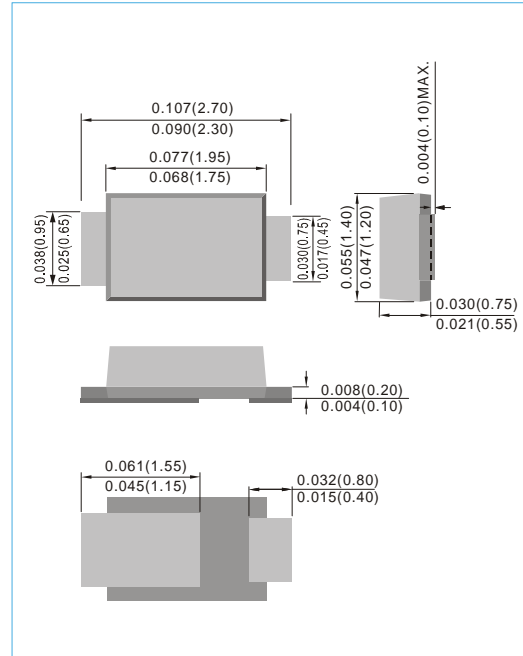
APPLICATIONS

- Low voltage high frequency inverters
- DC/DC converters
- Polarity protection
- Freewheeling



SOD-323HE

Unit : inch(mm)



ABSOLUTE MAXIMUM RATINGS (TA=25°C)

PARAMETER	SYMBOL	LIMITS	UNIT
Maximum Repetitive Peak Reverse Voltage	V _{RRM}	30	V
Maximum Average Rectified Forward Current	I _O	1	A
Peak Forward Surge Current (Half Sine Wave , 1 cycle , non-repetitive)	I _{FSM}	22	A
Operating Junction Temperature Range	T _{JW}	-40 to +150	°C
Storage Temperature Range	T _{STG}	-40 to +150	°C

ELECTRICAL CHARACTERISTICS (TA=25°C)

PARAMETER	SYMBOL	TEST CONDITIONS	MIN.	TYP.	MAX.	UNITS
Forward Voltage	V _{F1}	I _F =0.7A	-	0.42	0.45	V
	V _{F2}	I _F =1A	-	0.47	0.52	V
Reverse Current	I _{R1}	V _R =5V	-	1	-	μA
	I _{R2}	V _R =30V	-	10	100	μA
Thermal Resistance (Note)	R _{θJA}	Junction to Ambient	-	-	220	°C/W
	R _{θJL}	Junction to Lead	-	-	50	°C/W

Note : Mounted on P.C Board with (15mmx50mm) copper pad areas.



SS1030HEWS

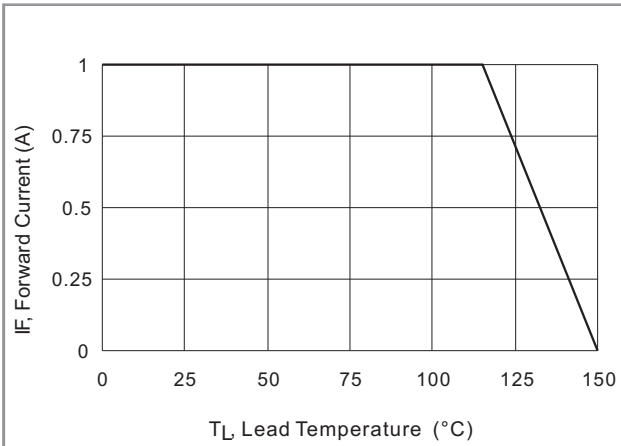


Fig.1 Forward Current Derating Curve

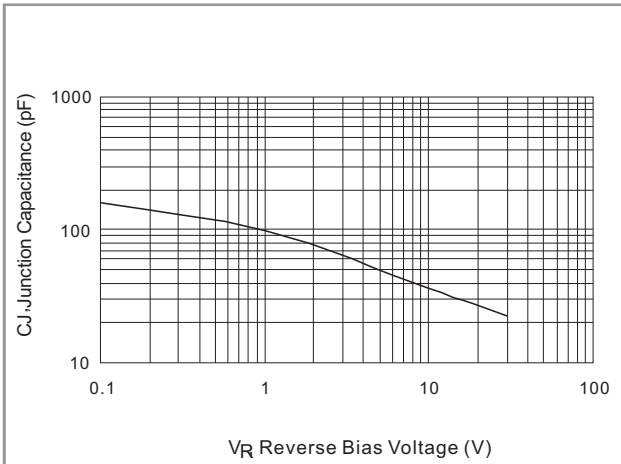


Fig.2 Typical Junction Capacitance

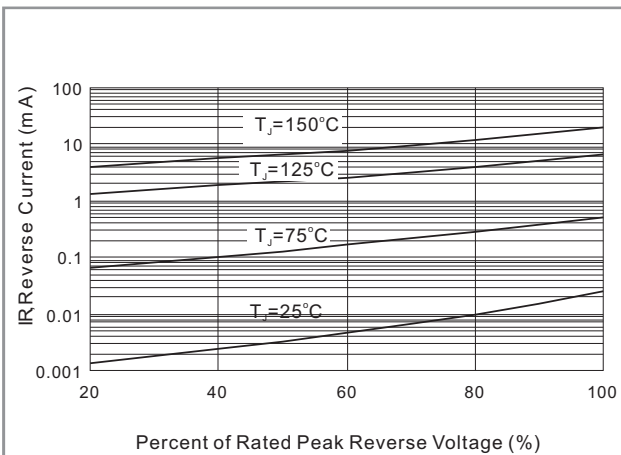


Fig.3 Typical Reverse Characteristics

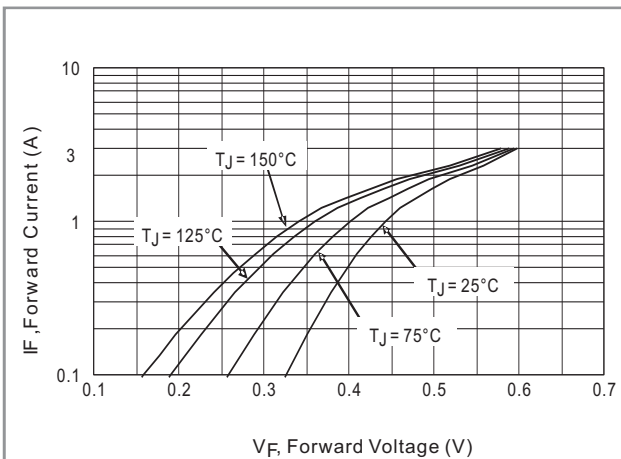


Fig.4 Typical Forward Characteristics

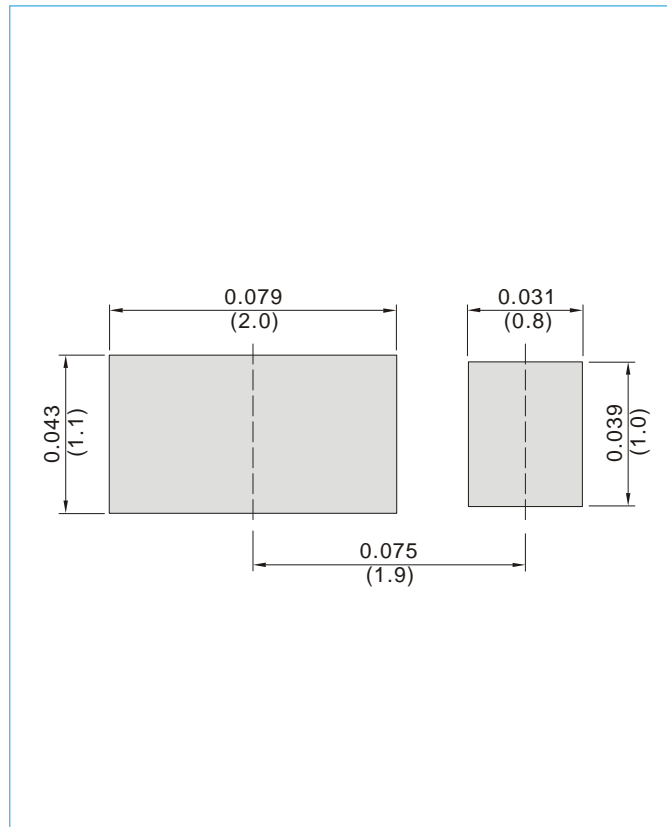


SS1030HEWS

MOUNTING PAD LAYOUT

SOD-323HE

Unit : inch(mm)



ORDER INFORMATION

- Packing information
T/R - 12K per 13" plastic Reel
T/R - 5K per 7" plastic Reel



SS1030HEWS

Part No_packing code_Version

SS1030HEWS_R1_00001

SS1030HEWS_R2_00001

For example :

RB500V-40_R2_00001



Packing Code XX				Version Code XXXXX		
Packing type	1 st Code	Packing size code	2 nd Code	HF or RoHS	1 st Code	2 nd ~5 th Code
Tape and Ammunition Box (T/B)	A	N/A	0	HF	0	serial number
Tape and Reel (T/R)	R	7"	1	RoHS	1	serial number
Bulk Packing (B/P)	B	13"	2			
Tube Packing (T/P)	T	26mm	X			
Tape and Reel (Right Oriented) (TRR)	S	52mm	Y			
Tape and Reel (Left Oriented) (TRL)	L	PANASERT T/B CATHODE UP (PBCU)	U			
FORMING	F	PANASERT T/B CATHODE DOWN (PBCD)	D			



SS1030HEWS

Disclaimer

- Reproducing and modifying information of the document is prohibited without permission from Panjit International Inc..
- Panjit International Inc. reserves the rights to make changes of the content herein the document anytime without notification. Please refer to our website for the latest document.
- Panjit International Inc. disclaims any and all liability arising out of the application or use of any product including damages incidentally and consequentially occurred.
- Panjit International Inc. does not assume any and all implied warranties, including warranties of fitness for particular purpose, non-infringement and merchantability.
- Applications shown on the herein document are examples of standard use and operation. Customers are responsible in comprehending the suitable use in particular applications. Panjit International Inc. makes no representation or warranty that such applications will be suitable for the specified use without further testing or modification.
- The products shown herein are not designed and authorized for equipments requiring high level of reliability or relating to human life and for any applications concerning life-saving or life-sustaining, such as medical instruments, transportation equipment, aerospace machinery et cetera. Customers using or selling these products for use in such applications do so at their own risk and agree to fully indemnify Panjit International Inc. for any damages resulting from such improper use or sale.
- Since Panjit uses lot number as the tracking base, please provide the lot number for tracking when complaining.