



Micro Commercial Components



Micro Commercial Components
 20736 Marilla Street Chatsworth
 CA 91311
 Phone: (818) 701-4933
 Fax: (818) 701-4939

MBRB1620CT THRU MBRB1660CT

16 Amp Schottky Barrier Rectifier 20 to 60 Volts

Features

- Lead Free Finish/Rohs Compliant (Note1) ("P" Suffix designates Compliant. See ordering information)
- Metal of Silicon Rectifier, Majority Conductor
- Guard ring for transient protection
- Low Forward Voltage Drop
- High Current Capability, High Efficiency
- Low Power Loss
- Epoxy meets UL 94 V-0 flammability rating
- Moisture Sensitivity Level 1

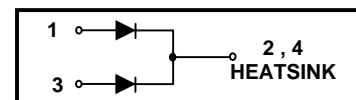
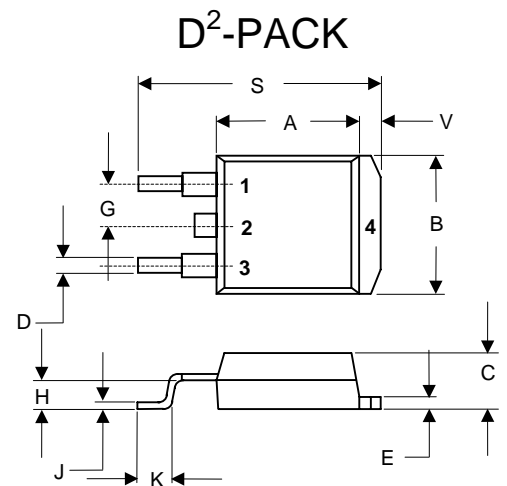
Maximum Ratings

- Operating Temperature: -55°C to +125°C
- Storage Temperature: -55°C to +150°C

MCC Catalog Number	Maximum Recurrent Peak Reverse Voltage	Maximum RMS Voltage	Maximum DC Blocking Voltage
MBRB1620CT	20V	14V	20V
MBRB1630CT	30V	21V	30V
MBRB1635CT	35V	24.5V	35V
MBRB1640CT	40V	28V	40V
MBRB1645CT	45V	31.5V	45V
MBRB1660CT	60V	42V	60V

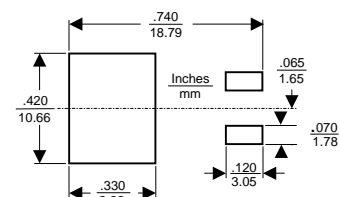
Electrical Characteristics @ 25°C Unless Otherwise Specified

Average Forward Current	$I_{F(AV)}$	16A	$T_C = 90^\circ C$
Peak Forward Surge Current	I_{FSM}	150A	8.3ms, half sine
Maximum Forward Voltage Drop Per Element 1620CT-1645CT 1660CT 1620CT-1645CT 1660CT	V_F	.70V .80V .57V .70V	$I_{FM} = 8A$ $T_J = 25^\circ C$ $T_J = 125^\circ C$
Maximum DC Reverse Current At Rated DC Blocking Voltage	I_R	0.1mA 50mA	$T_J = 25^\circ C$ $T_J = 100^\circ C$
Typical Junction Capacitance 1620CT-1645CT 1660CT	C_J	300pF	Measured at 1.0MHz, $V_R=4.0V$



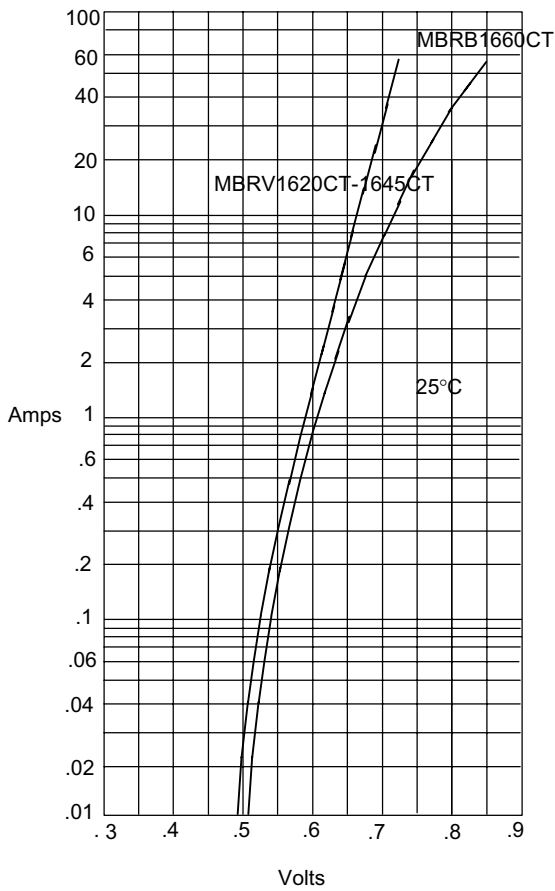
DIM	INCHES		MM		NOTE
	MIN	MAX	MIN	MAX	
A	.320	.359	8.13	9.14	
B	.380	.411	9.65	10.45	
C	.160	.190	4.06	4.83	
D	.020	.035	0.51	0.89	
E	.045	.055	1.14	1.40	
G	.095	.105	2.41	2.67	
H	.096	.120	2.43	3.03	
J	.014	.021	0.35	0.53	
K	.090	.110	2.29	2.79	
S	.575	.625	14.60	15.80	
V	.045	.055	1.14	1.40	

SUGGESTED SOLDER PAD LAYOUT



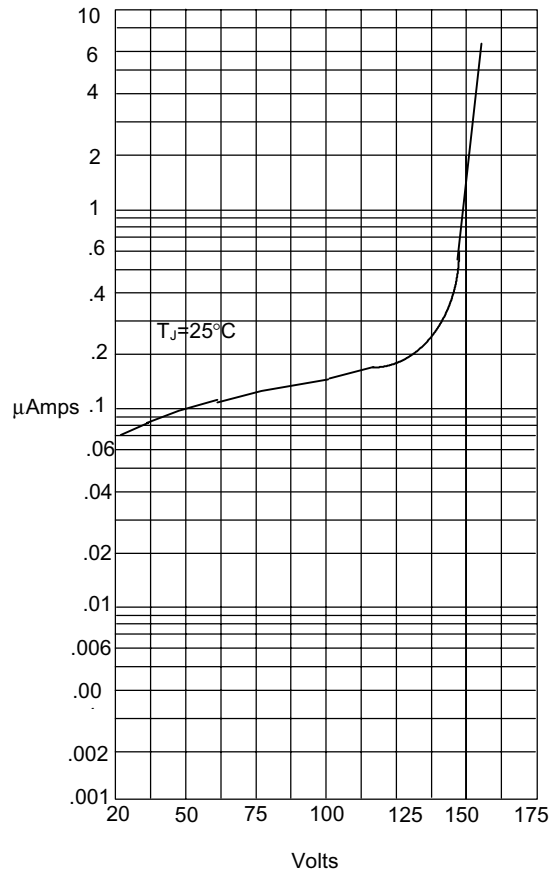
*Pulse test: Pulse width 300 μsec, Duty cycle 2%
 Notes: 1. High Temperature Solder Exemption Applied, see EU Directive Annex Notes 7.

Figure 1
Typical Forward Characteristics



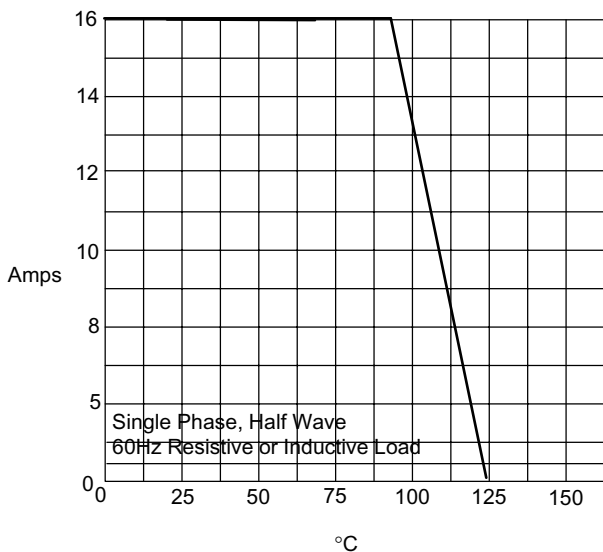
Instantaneous Forward Current - Amperes versus
Instantaneous Forward Voltage - Volts

Figure 2
Typical Reverse Characteristics



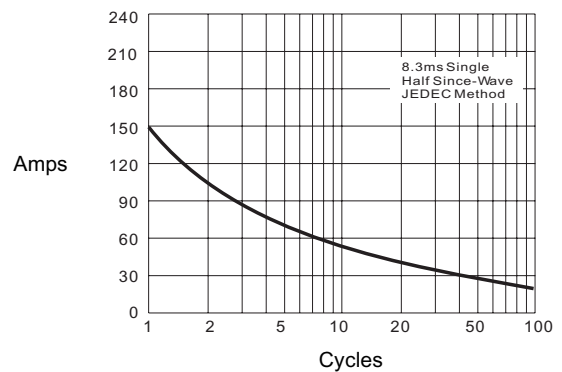
Instantaneous Reverse Leakage Current - MicroAmperes versus
Percent Of Rated Peak Reverse Voltage - Volts

Figure 3
Forward Derating Curve



Average Forward Rectified Current - Amperes versus
Ambient Temperature - °C

Figure 4
Peak Forward Surge Current



Peak Forward Surge Current - Amperes versus
Number Of Cycles At 60Hz - Cycles



Micro Commercial Components

Ordering Information :

Device	Packing
Part Number-BP	Tube: 1Kpcs/Box

*****IMPORTANT NOTICE*****

Micro Commercial Components Corp. reserves the right to make changes without further notice to any product herein to make corrections, modifications , enhancements , improvements , or other changes . **Micro Commercial Components Corp .** does not assume any liability arising out of the application or use of any product described herein; neither does it convey any license under its patent rights ,nor the rights of others . The user of products in such applications shall assume all risks of such use and will agree to hold **Micro Commercial Components Corp .** and all the companies whose products are represented on our website, harmless against all damages.

*****LIFE SUPPORT*****

MCC's products are not authorized for use as critical components in life support devices or systems without the express written approval of Micro Commercial Components Corporation.

*****CUSTOMER AWARENESS*****

Counterfeiting of semiconductor parts is a growing problem in the industry. Micro Commercial Components (MCC) is taking strong measures to protect ourselves and our customers from the proliferation of counterfeit parts. MCC strongly encourages customers to purchase MCC parts either directly from MCC or from Authorized MCC Distributors who are listed by country on our web page cited below. Products customers buy either from MCC directly or from Authorized MCC Distributors are genuine parts, have full traceability, meet MCC's quality standards for handling and storage. **MCC will not provide any warranty coverage or other assistance for parts bought from Unauthorized Sources.** MCC is committed to combat this global problem and encourage our customers to do their part in stopping this practice by buying direct or from authorized distributors.