



# MBR1040CT~MBR10200CT

## 10 AMPERES SCHOTTKY BARRIER RECTIFIERS

**VOLTAGE** 40 to 200 Volts **CURRENT** 10 Amperes

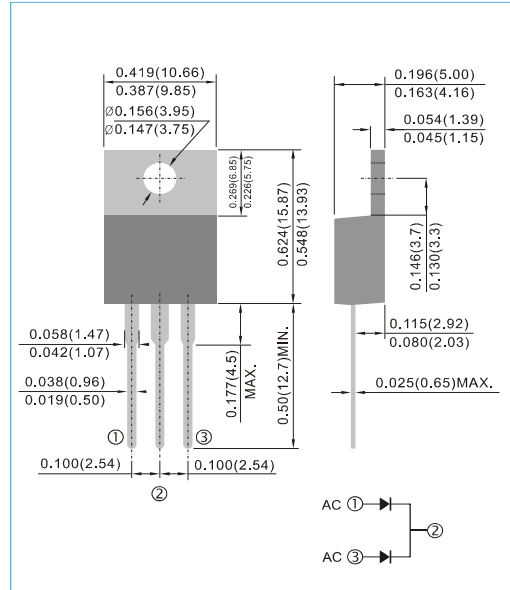
**TO-220AB** Unit : inch(mm)

### FEATURES

- Plastic package has Underwriters Laboratory Flammability Classification 94V-O. Flame Retardant Epoxy Molding Compound.
- Metal silicon junction, majority carrier conduction
- Low power loss, high efficiency.
- High current capability
- Guardring for overvoltage protection
- For use in low voltage, high frequency inverters free wheeling, and polarity protection applications.
- Lead free in comply with EU RoHS 2011/65/EU directives

### MECHANICAL DATA

- Case: TO-220AB molded plastic
- Terminals: solder plated, solderable per MIL-STD-750, Method 2026
- Polarity: As marked.
- Mounting Position: Any
- Weight: 0.0655 ounces, 1.859 grams.



### MAXIMUM RATINGS AND ELECTRICAL CHARACTERISTICS

Ratings at 25°C ambient temperature unless otherwise specified. Single phase, half wave, 60 Hz, resistive or inductive load.

For capacitive load, derate current by 20%

PARAMETER	SYMBOL	MBR1040 CT	MBR1045 CT	MBR1050 CT	MBR1060 CT	MBR1080 CT	MBR1090 CT	MBR10100 CT	MBR10150 CT	MBR10200 CT	UNITS	
Maximum Recurrent Peak Reverse Voltage	V <sub>RRM</sub>	40	45	50	60	80	90	100	150	200	V	
Maximum RMS Voltage	V <sub>RMS</sub>	28	31.5	35	42	56	63	70	105	140	V	
Maximum DC Blocking Voltage	V <sub>DC</sub>	40	45	50	60	80	90	100	150	200	V	
Maximum Average Forward Current (See fig.1)	I <sub>F(AV)</sub>	10									A	
Peak Forward Surge Current : 8.3ms single half sine-wave superimposed on rated load (JEDEC method)	I <sub>FSM</sub>	150									A	
Maximum Forward Voltage at 5A, per leg	V <sub>F</sub>	0.7	0.75	0.8				0.9		V		
Maximum DC Reverse Current at Rated DC Blocking Voltage T <sub>J</sub> =25°C T <sub>J</sub> =125°C	I <sub>R</sub>					0.05 20						mA
Typical Thermal Resistance	R <sub>θJC</sub>					2						°C / W
Operating and Storage Junction Temperature Range	T <sub>J</sub> , T <sub>STG</sub>	-55 to +150		-65 to +175							°C	

Notes :

Both Bonding and Chip structure are available.



# MBR1040CT~MBR10200CT

## RATING AND CHARACTERISTIC CURVES

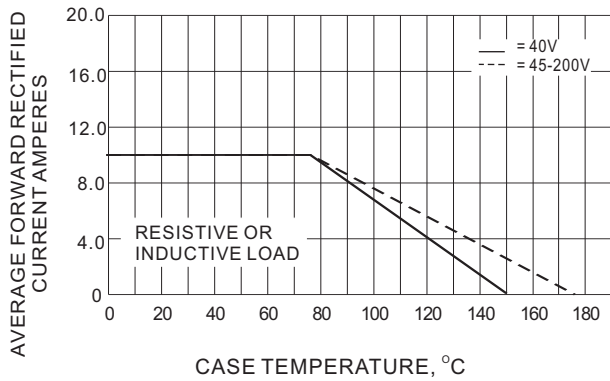


Fig.1- FORWARD CURRENT DERATING CURVE

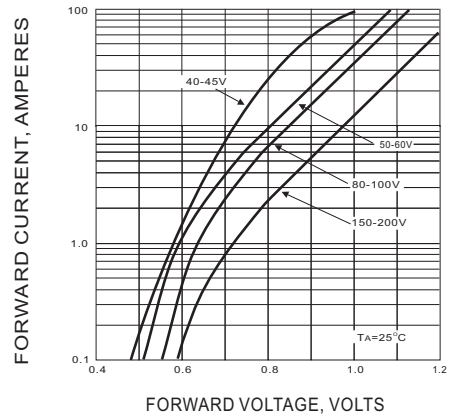


Fig.2- TYPICAL INSTANTANEOUS FORWARD CHARACTERISTIC

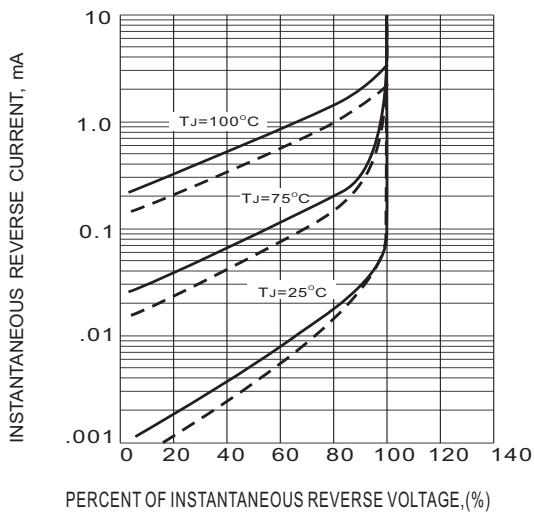


Fig.3- TYPICAL REVERSE CHARACTERISTICS

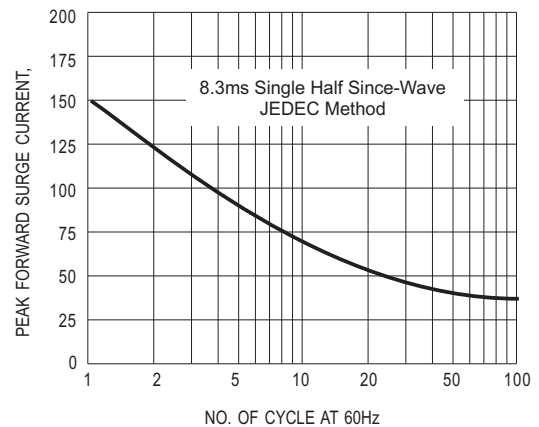


Fig.4- TYPICAL INSTANTANEOUS FORWARD CHARACTERISTICS



# MBR1040CT~MBR10200CT

## Part No\_packing code\_Version

MBR1040CT\_T0\_00001  
 MBR1040CT\_00001  
 MBR1040CT\_T0\_10001  
 MBR1040CT\_10001

For example :

**RB500V-40** **R2** **00001**



Packing Code <b>XX</b>				Version Code <b>XXXXXX</b>		
Packing type	1 <sup>st</sup> Code	Packing size code	2 <sup>nd</sup> Code	HF or RoHS	1 <sup>st</sup> Code	2 <sup>nd</sup> ~5 <sup>th</sup> Code
Tape and Ammunition Box (T/B)	A	N/A	0	HF	0	serial number
Tape and Reel (T/R)	R	7"	1	RoHS	1	serial number
Bulk Packing (B/P)	B	13"	2			
Tube Packing (T/P)	T	26mm	X			
Tape and Reel (Right Oriented) (TRR)	S	52mm	Y			
Tape and Reel (Left Oriented) (TRL)	L	PANASERT T/B CATHODE UP (PBCU)	U			
FORMING	F	PANASERT T/B CATHODE DOWN (PBCD)	D			



## MBR1040CT~MBR10200CT

---

### Disclaimer

- Reproducing and modifying information of the document is prohibited without permission from Panjit International Inc..
- Panjit International Inc. reserves the rights to make changes of the content herein the document anytime without notification. Please refer to our website for the latest document.
- Panjit International Inc. disclaims any and all liability arising out of the application or use of any product including damages incidentally and consequentially occurred.
- Panjit International Inc. does not assume any and all implied warranties, including warranties of fitness for particular purpose, non-infringement and merchantability.
- Applications shown on the herein document are examples of standard use and operation. Customers are responsible in comprehending the suitable use in particular applications. Panjit International Inc. makes no representation or warranty that such applications will be suitable for the specified use without further testing or modification.
- The products shown herein are not designed and authorized for equipments requiring high level of reliability or relating to human life and for any applications concerning life-saving or life-sustaining, such as medical instruments, transportation equipment, aerospace machinery et cetera. Customers using or selling these products for use in such applications do so at their own risk and agree to fully indemnify Panjit International Inc. for any damages resulting from such improper use or sale.
- Since Panjit uses lot number as the tracking base, please provide the lot number for tracking when complaining.