



MMBD101TS

SURFACE MOUNT HIGH FREQUENCY SCHOTTKY DIODE

VOLTAGE

7.0 Volts

POWER

200mWatts

SOD-523

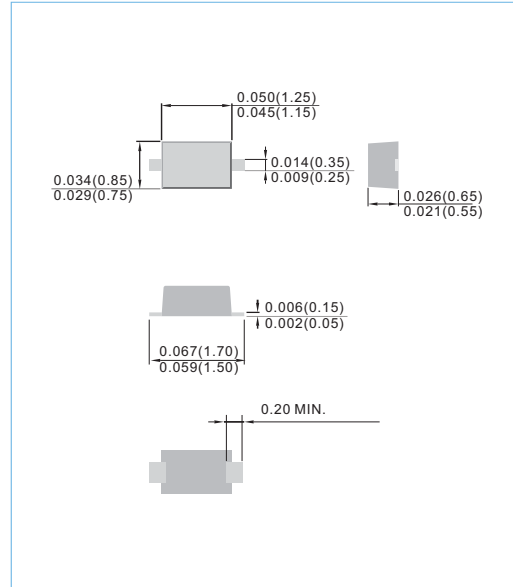
Unit: inch (mm)

FEATURES

- Low Capacitance, Minimizing Insertion Losses in VHF Applications
- Low Inductance, Small Lead-Length(SOD-523) Package
- Low V_F : 0.5V (Typ) at $I_F = 10\text{mA}$
- Extremely Fast Switching Speed
- Standard 8mm tape
- Weight: approximately 0.002gram

MECHANICAL DATA

- Case: SOD-523 plastic case.
- Terminals : Solderable per MIL-STD-750,Method 2026
- Standard packaging: 8mm tape
- Weight: approximately 0.002gram



MAXIMUM RATINGS AND THERMAL CHARACTERISTICS

Parameter	Symbol	MMBD101TS	Units
Marking Code	-	10	-
Reverse Voltage	V_R	7	V
Forward Power Dissipation	P_F	200	mW
Thermal Resistance , Junction to Ambient (Note 1)	R_{GJA}	500	$^{\circ}\text{C}/\text{W}$
Junction Temperature Range	T_J	-55 to +125	$^{\circ}\text{C}$
Storage Temperature Range	T_{STG}	-55 to +150	$^{\circ}\text{C}$

NOTE:

1. FR-4 Board = 70 X 60 X 1mm.

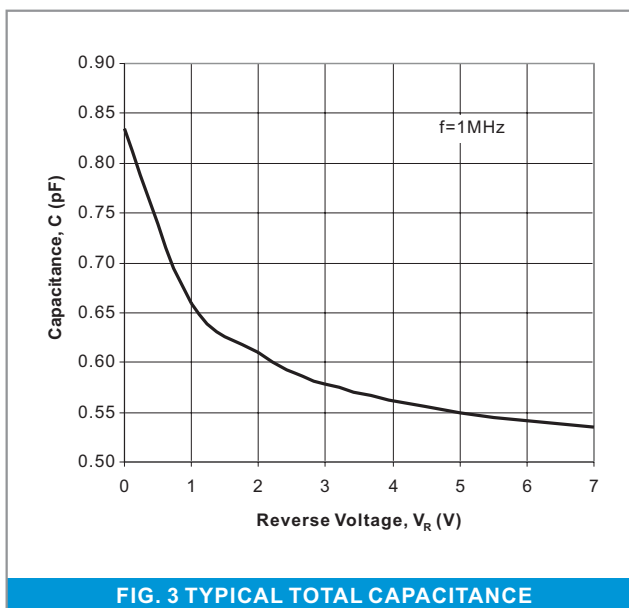
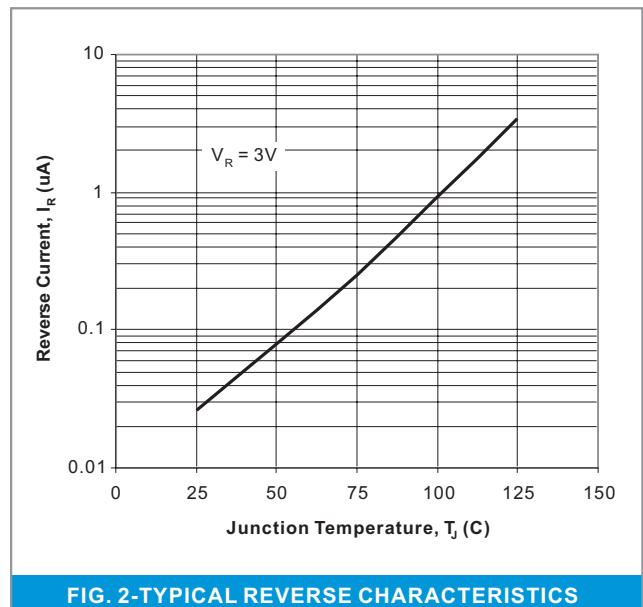
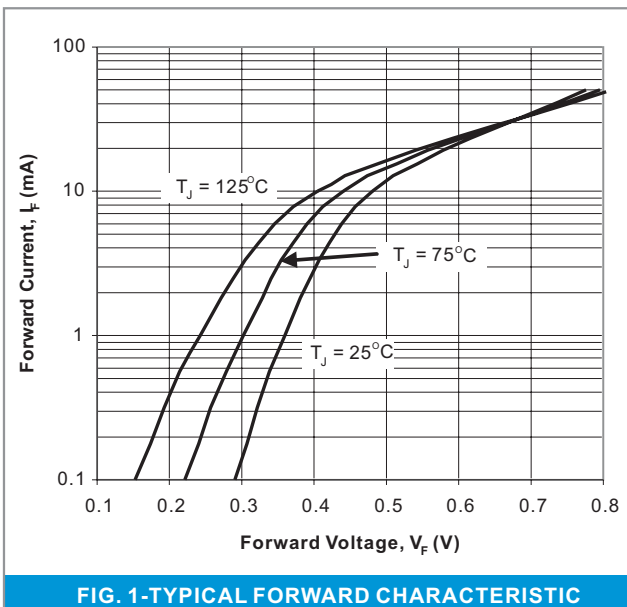


MMBD101TS

ELECTRICAL CHARACTERISTICS ($T_J=25^\circ\text{C}$ unless otherwise noted)

Parameter	Symbol	Test Condition	Min.	Typ.	Max.	Units
Reverse Breakdown Voltage	$V_{(BR)}$	$I_R=10\mu\text{A}$	7.0	10	-	V
Reverse Leakage Current	I_R	$V_R=3.0\text{V}$	-	-	0.25	μA
Forward Voltage	V_F	$I_F=10\text{mA}$	-	-	0.6	V
Total Capacitance	C_J	$f=1.0\text{MHz}, V_R=0\text{V}$	-	0.88	1.0	pF

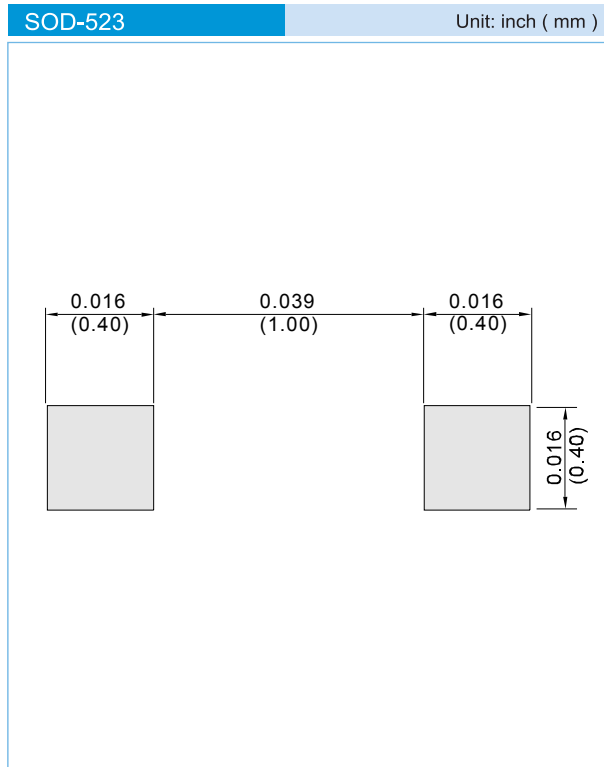
ELECTRICAL CHARACTERISTICS CURVES





MMBD101TS

MOUNTING PAD LAYOUT



ORDER INFORMATION

- Packing information
 - T/R - 12K per 13" plastic Reel
 - T/R - 5K per 7" plastic Reel



MMBD101TS

Part No_packing code_Version

MMBD101TS_R1_00001

MMBD101TS_R2_00001

For example :

RB500V-40_R2_00001



Packing Code XX				Version Code XXXXX		
Packing type	1 st Code	Packing size code	2 nd Code	HF or RoHS	1 st Code	2 nd ~5 th Code
Tape and Ammunition Box (T/B)	A	N/A	0	HF	0	serial number
Tape and Reel (T/R)	R	7"	1	RoHS	1	serial number
Bulk Packing (B/P)	B	13"	2			
Tube Packing (T/P)	T	26mm	X			
Tape and Reel (Right Oriented) (TRR)	S	52mm	Y			
Tape and Reel (Left Oriented) (TRL)	L	PANASERT T/B CATHODE UP (PBCU)	U			
FORMING	F	PANASERT T/B CATHODE DOWN (PBCD)	D			



MMBD101TS

Disclaimer

- Reproducing and modifying information of the document is prohibited without permission from Panjit International Inc..
- Panjit International Inc. reserves the rights to make changes of the content herein the document anytime without notification. Please refer to our website for the latest document.
- Panjit International Inc. disclaims any and all liability arising out of the application or use of any product including damages incidentally and consequentially occurred.
- Panjit International Inc. does not assume any and all implied warranties, including warranties of fitness for particular purpose, non-infringement and merchantability.
- Applications shown on the herein document are examples of standard use and operation. Customers are responsible in comprehending the suitable use in particular applications. Panjit International Inc. makes no representation or warranty that such applications will be suitable for the specified use without further testing or modification.
- The products shown herein are not designed and authorized for equipments requiring high level of reliability or relating to human life and for any applications concerning life-saving or life-sustaining, such as medical instruments, transportation equipment, aerospace machinery et cetera. Customers using or selling these products for use in such applications do so at their own risk and agree to fully indemnify Panjit International Inc. for any damages resulting from such improper use or sale.