



Micro Commercial Components



Micro Commercial Components
20736 Marilla Street Chatsworth
CA 91311
Phone: (818) 701-4933
Fax: (818) 701-4939

1S20
THRU
1SA0

Features

- Epoxy meets UL 94 V-0 flammability rating
• Moisture Sensitivity Level 1
• Low power loss, high efficiency
• High current capability, Low forward voltage drop
• High surge capability
• Marking : Cathode band and type number
• Lead Free Finish/RoHS Compliant(Note 1) ("P" Suffix designates RoHS Compliant. See ordering information)

1.0 Amp Schottky
Barrier Rectifier
20 to 100 Volts

Maximum Ratings

- Operating Temperature: -55°C to +125°C
• Storage Temperature: -55°C to +125°C
• Maximum Thermal Resistance: 50°C/W Junction to Lead

Table with 4 columns: MCC Part Number, Maximum Recurrent Peak Reverse Voltage, Maximum RMS Voltage, Maximum DC Blocking Voltage. Rows include 1S20, 1S30, 1S40, 1S50, 1S60, 1S80, 1SA0.

Electrical Characteristics @ 25°C Unless Otherwise Specified

Table with 4 columns: Parameter, Symbol, Value, Conditions. Rows include Average Forward Current, Peak Forward Surge Current, Maximum Instantaneous Forward Voltage, Maximum DC Reverse Current, and Typical Junction Capacitance.

R-1

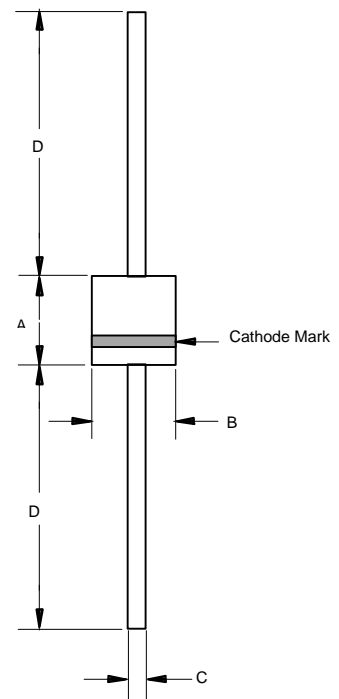


Table with 5 columns: DIM, INCHES (MIN, MAX), MM (MIN, MAX), NOTE. Rows include dimensions A, B, C, and D.

Notes:1.High Temperature Solder Exemption Applied, see EU Directive Annex 7.

1S20 thru 1SA0

Figure 1
Typical Forward Characteristics @ $T_J = 25^\circ\text{C}$

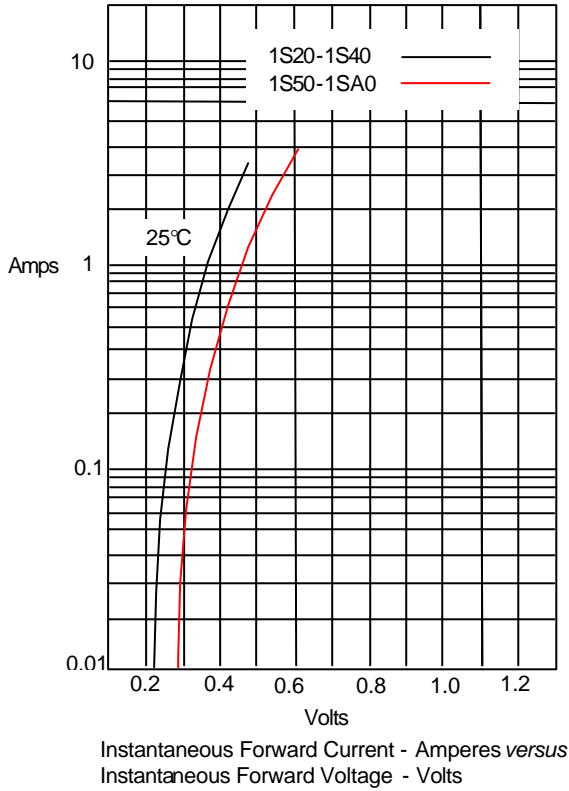


Figure 2
Typical Forward Characteristics @ $T_J = 125^\circ\text{C}$

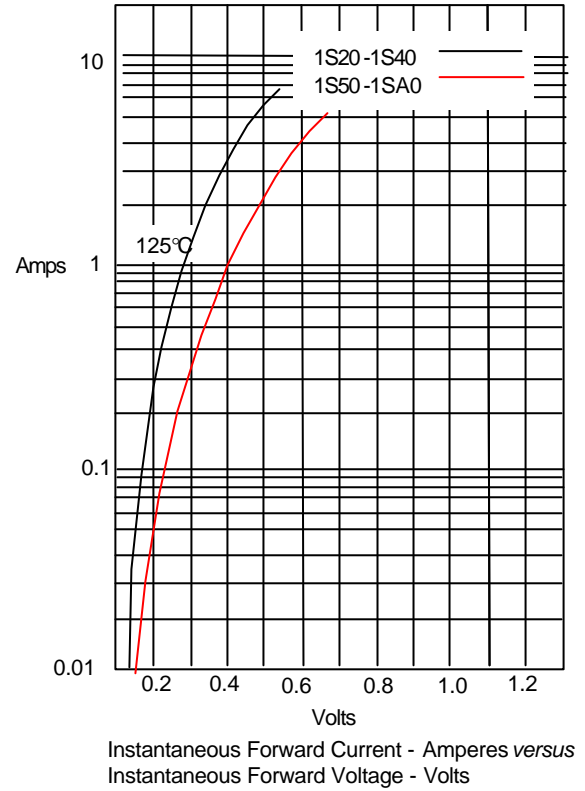
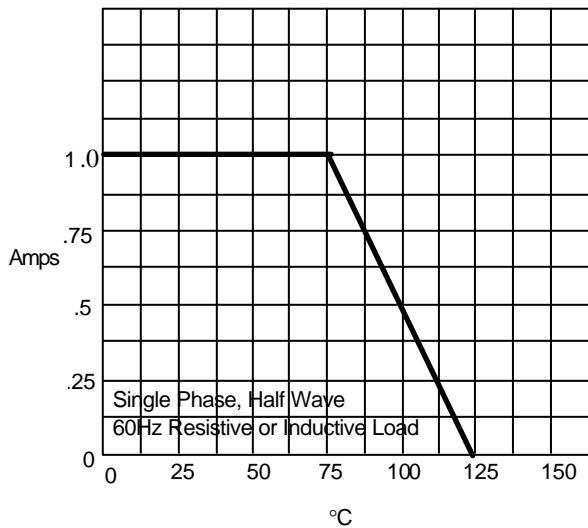


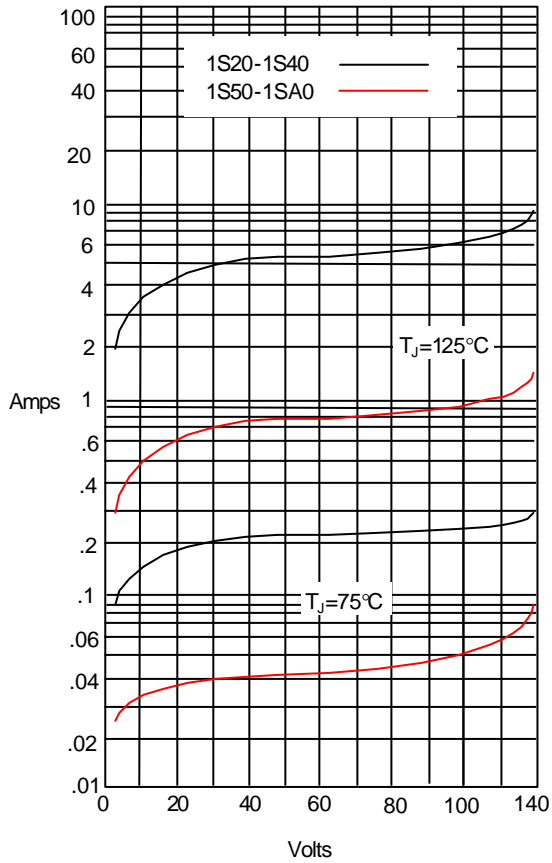
Figure 3
Forward Derating Curve



Average Forward Rectified Current Per Leg - Amperes *versus* Case Temperature - °C

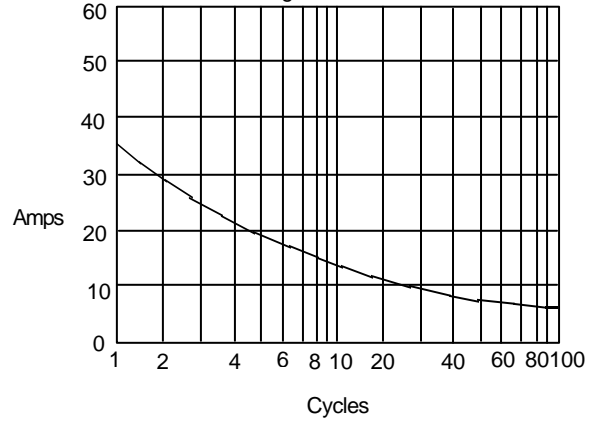
1S20 thru 1SA0

Figure 4
Typical Reverse Characteristics



Instantaneous Reverse Leakage Current - Amperes versus
Percent Of Rated Peak Reverse Voltage - Volts

Figure 5
Peak Forward Surge Current



Peak Forward Surge Current - Amperes versus
Number Of Cycles At 60Hz - Cycles



TM

Micro Commercial Components

Ordering Information :

Device	Packing
Part Number-TP	Tape&Reel: 5Kpcs/Reel
Part Number-AP	Ammo Packing: 3Kpcs/Ammo Box

IMPORTANT NOTICE

Micro Commercial Components Corp. reserves the right to make changes without further notice to any product herein to make corrections, modifications, enhancements, improvements, or other changes. **Micro Commercial Components Corp.** does not assume any liability arising out of the application or use of any product described herein; neither does it convey any license under its patent rights, nor the rights of others. The user of products in such applications shall assume all risks of such use and will agree to hold **Micro Commercial Components Corp.** and all the companies whose products are represented on our website, harmless against all damages.

LIFE SUPPORT

MCC's products are not authorized for use as critical components in life support devices or systems without the express written approval of Micro Commercial Components Corporation.

CUSTOMER AWARENESS

Counterfeiting of semiconductor parts is a growing problem in the industry. Micro Commercial Components (MCC) is taking strong measures to protect ourselves and our customers from the proliferation of counterfeit parts. MCC strongly encourages customers to purchase MCC parts either directly from MCC or from Authorized MCC Distributors who are listed by country on our web page cited below. Products customers buy either from MCC directly or from Authorized MCC Distributors are genuine parts, have full traceability, meet MCC's quality standards for handling and storage. **MCC will not provide any warranty coverage or other assistance for parts bought from Unauthorized Sources.** MCC is committed to combat this global problem and encourage our customers to do their part in stopping this practice by buying direct or from authorized distributors.

www.mccsemi.com