



BAS16VTB6

SURFACE MOUNT SWITCHING DIODES

VOLTAGE 100 Volts **POWER** 200mWatts

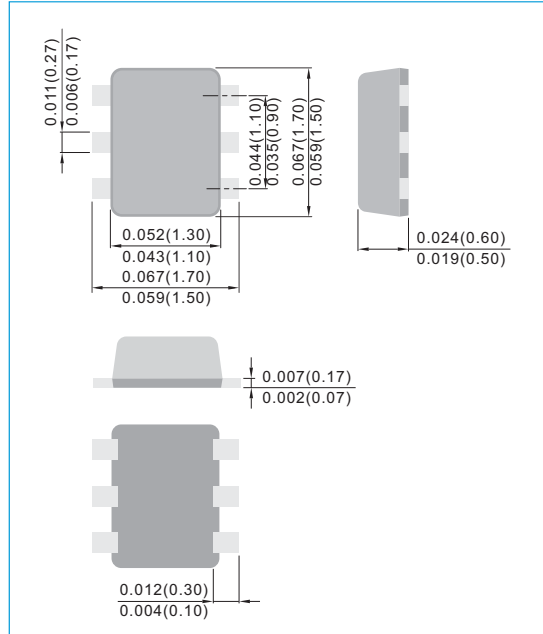
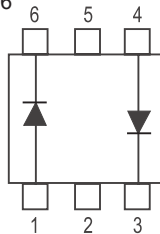
SOT-563 Unit: inch (mm)

FEATURES

- Fast switching speed.
- Surface mount package Ideally Suited for Automatic insertion
- High Conductance
- Lead free in comply with EU RoHS 2002/95/EC directives.
- Green molding compound as per IEC61249 Std. . (Halogen Free)

MECHANICAL DATA

- Case: SOT-563, Plastic
- Terminals: Solderable per MIL-STD-750, Method 2026
- Approx Weight : 0.0026 grams
- Marking : TP



MAXIMUM RATINGS

Ratings at 25°C ambient temperature unless otherwise specified. For capacitive load, derate current by 20%.

PARAMETER	SYMBOL	LIMITS	UNITS
Reverse Voltage	V_R	75	V
Peak Reverse Voltage	V_{RM}	100	V
Rectified Current (Average), Half Wave Rectification With Resistive Load and $f \geq 50\text{Hz}$	I_O	150	mA
Peak Forward Surge Current, 0.001ms	I_{FSM}	4	A
Power Dissipation Derate Above 25°C	P_{TOT}	200	mW
Maximum Junction Capacitance	C_J	1.5	pF
Maximum Reverse Recovery Time	T_{RR}	4	ns
Maximum Thermal Resistance	$R_{\theta JA}$	625	°C / W
Junction Temperature Range	T_J	-55 to +150	°C

ELECTRICAL CHARACTERISTICS

Ratings at 25°C ambient temperature unless otherwise specified. For capacitive load, derate current by 20%.

PARAMETER	SYMBOL	LIMITS	UNITS
Maximum Forward Voltage	V_F	0.715@1mA 0.855@10mA 1@50mA 1.25@150mA	V
Maximum DC Reverse Current at 25V 75V	I_R	0.03 2.5	μA



BAS16VTB6

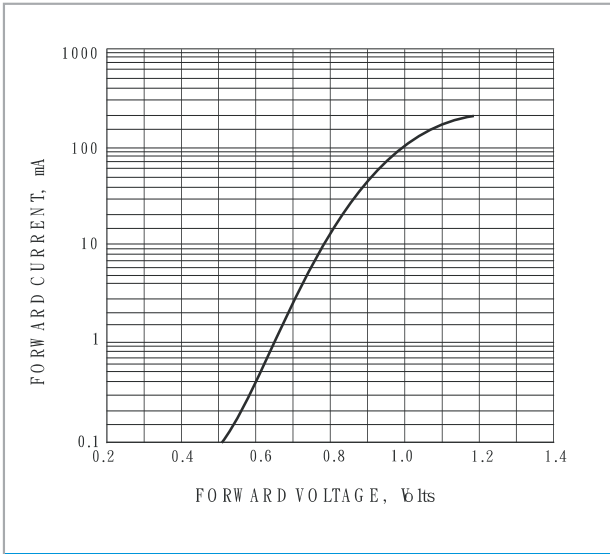


FIG. 1-TYPICAL FORWARD CHARACTERISTIC

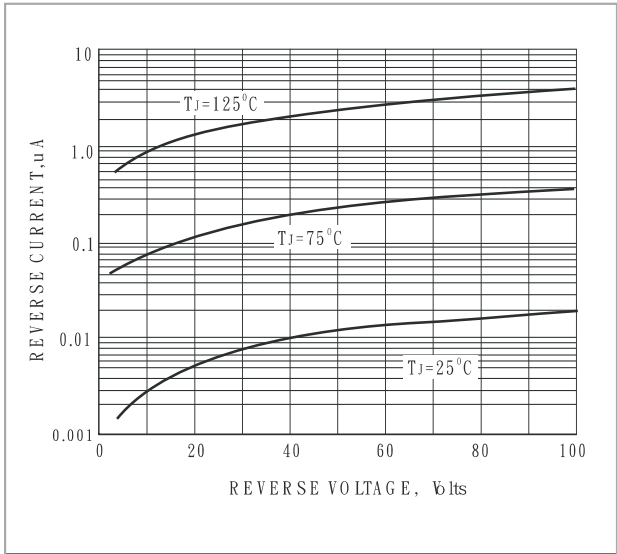


FIG. 2-TYPICAL REVERSE CHARACTERISTICS

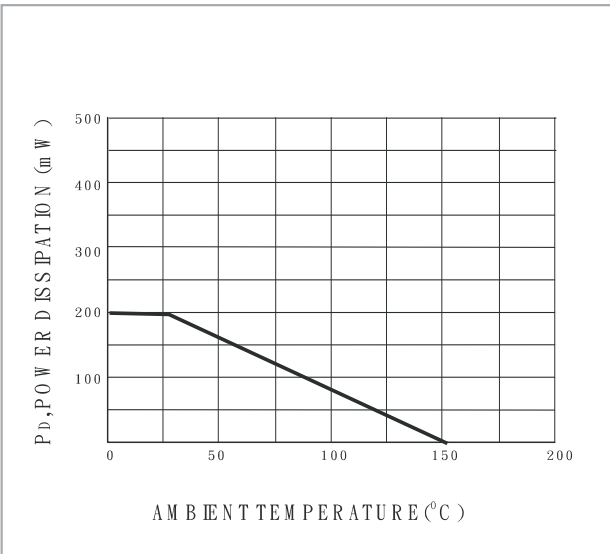
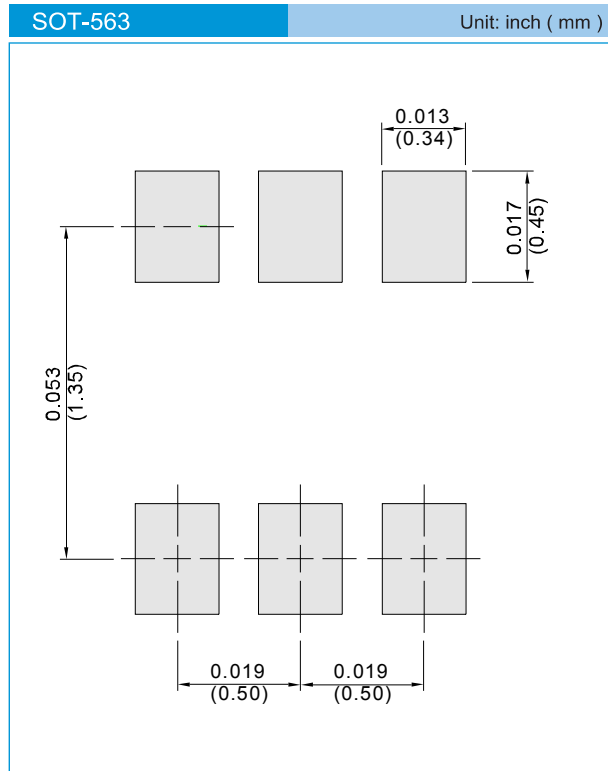


FIG. 3 POWER DERATING CURVE



BAS16VTB6

MOUNTING PAD LAYOUT



ORDER INFORMATION

- Packing information

T/R - 4K per 7" plastic Reel

T/R - 10K per 13" plastic Reel



BAS16VTB6

Part No_packing code_Version

BAS16VTB6_R1_00001

BAS16VTB6_R2_00001

For example :

RB500V-40_R2_00001



Packing Code XX				Version Code XXXXX		
Packing type	1 st Code	Packing size code	2 nd Code	HF or RoHS	1 st Code	2 nd ~5 th Code
Tape and Ammunition Box (T/B)	A	N/A	0	HF	0	serial number
Tape and Reel (T/R)	R	7"	1	RoHS	1	serial number
Bulk Packing (B/P)	B	13"	2			
Tube Packing (T/P)	T	26mm	X			
Tape and Reel (Right Oriented) (TRR)	S	52mm	Y			
Tape and Reel (Left Oriented) (TRL)	L	PANASERT T/B CATHODE UP (PBCU)	U			
FORMING	F	PANASERT T/B CATHODE DOWN (PBCD)	D			



BAS16VTB6

Disclaimer

- Reproducing and modifying information of the document is prohibited without permission from Panjit International Inc..
- Panjit International Inc. reserves the rights to make changes of the content herein the document anytime without notification. Please refer to our website for the latest document.
- Panjit International Inc. disclaims any and all liability arising out of the application or use of any product including damages incidentally and consequentially occurred.
- Panjit International Inc. does not assume any and all implied warranties, including warranties of fitness for particular purpose, non-infringement and merchantability.
- Applications shown on the herein document are examples of standard use and operation. Customers are responsible in comprehending the suitable use in particular applications. Panjit International Inc. makes no representation or warranty that such applications will be suitable for the specified use without further testing or modification.
- The products shown herein are not designed and authorized for equipments requiring high level of reliability or relating to human life and for any applications concerning life-saving or life-sustaining, such as medical instruments, transportation equipment, aerospace machinery et cetera. Customers using or selling these products for use in such applications do so at their own risk and agree to fully indemnify Panjit International Inc. for any damages resulting from such improper use or sale.