



BAS16TW/BAW56DW/BAV70DW/BAV99S

SURFACE MOUNT SWITCHING DIODES

VOLTAGE 100 Volts **POWER** 200mWatts

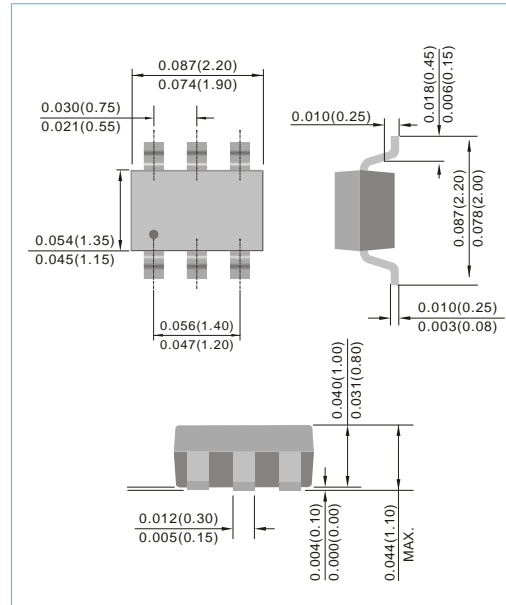
SOT-363 Unit : inch(mm)

FEATURES

- Fast switching speed.
- Surface mount package Ideally Suited for Automatic insertion
- High Conductance
- Lead free in comply with EU RoHS 2011/65/EU directives
- Green molding compound as per IEC61249 Std. . (Halogen Free)

MECHANICAL DATA

- Case: SOT-363, Plastic
- Terminals: Solderable per MIL-STD-750, Method 2026
- Weight: approximately 0.006gram



MAXIMUM RATINGS AND ELECTRICAL CHARACTERISTICS

Ratings at 25°C ambient temperature unless otherwise specified. For capacitive load, derate current by 20%.

| PARAMETER | SYMBOL | BAS16TW | BAW56DW | BAV70DW | BAV99S | UNITS |
|---|-----------------|--|---------|---------|--------|---------------|
| Marking Code | - | 16T | JC | JA | JB | - |
| Reverse Voltage | V_R | 75 | | | | V |
| Peak Reverse Voltage | V_{RM} | 100 | | | | V |
| Rectified Current (Average), Half Wave Rectification With Resistive Load and $f \geq 50\text{Hz}$ | I_O | 150 | | | | mA |
| Peak Forward Surge Current, 1.0 μs | I_{FSM} | 4.0 | | | | A |
| Power Dissipation Derate Above 25°C | P_{TOT} | 200 | | | | mW |
| Maximum Forward Voltage | V_F | 0.715@ $I_F=0.001\text{A}$ 0.855@ $I_F=0.01\text{A}$ 1.0@ $I_F=0.05\text{A}$ 1.25@ $I_F=0.15\text{A}$ | | | | V |
| Maximum DC Reverse Current at 25V 75V | I_R | 0.03 2.5 | | | | μA |
| Maximum Junction Capacitance (Note 1) | C_J | 1.5 | | | | pF |
| Maximum Reverse Recovery Time (Note 2) | T_{RR} | 4.0 | | | | ns |
| Typical Thermal Resistance | $R_{\theta JA}$ | 625 | | | | °C / W |
| Operating Junction and Storage Temperature Range | T_J, T_{STG} | -55 to +150 | | | | °C |
| Circuit Figure | | Fig.48 | Fig.51 | Fig.52 | Fig.32 | |

NOTE : 1. Reverse Bias Voltage = 0. $f=1\text{MHz}$
 2. $I_F=10\text{mA}$ to $I_R=1\text{mA}$. $V_R=6\text{V}$. Load=100 Ω



BAS16TW/BAW56DW/BAV70DW/BAV99S

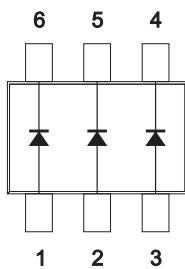
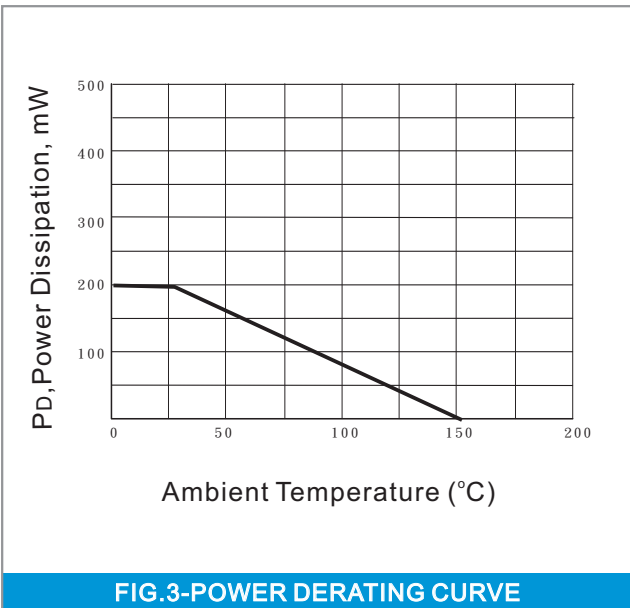
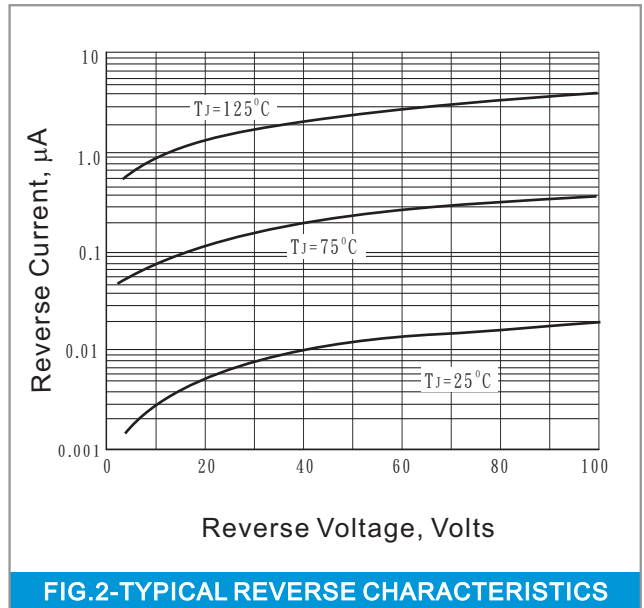
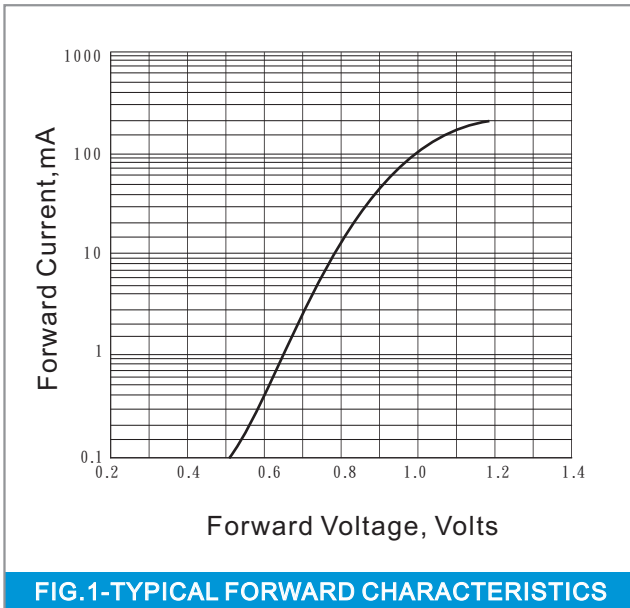


Fig.48

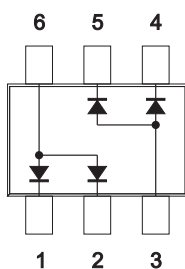


Fig.51

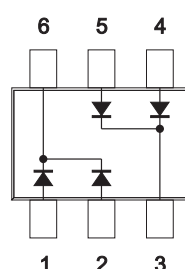


Fig.52

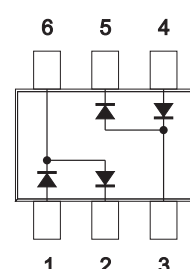


Fig.32

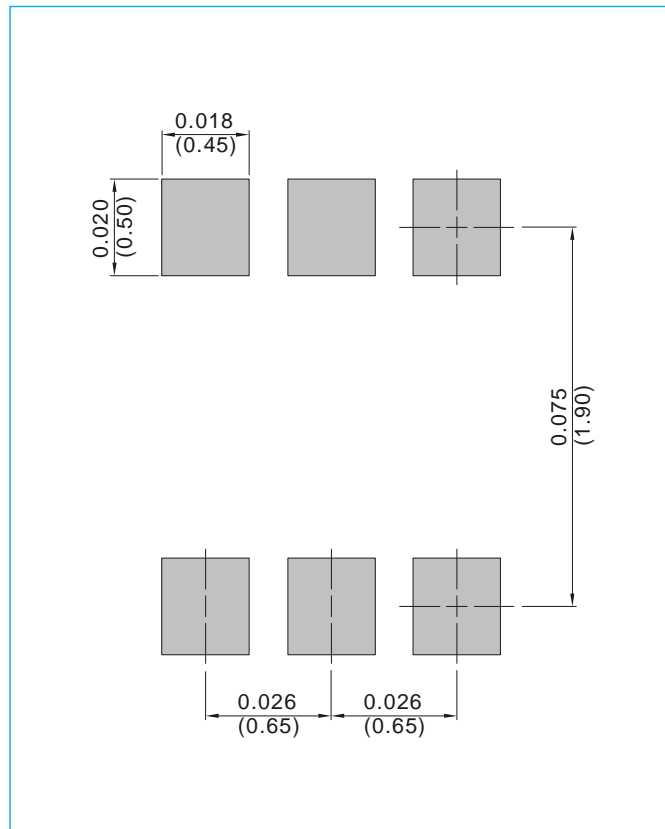


BAS16TW/BAW56DW/BAV70DW/BAV99S

MOUNTING PAD LAYOUT

SOT-363

Unit : inch(mm)



ORDER INFORMATION

- Packing information
T/R - 10K per 13" plastic Reel
T/R - 3K per 7" plastic Reel



BAS16TW/BAW56DW/BAV70DW/BAV99S

Part No_packing code_Version

BAS16TW_R1_00001

BAS16TW_R2_00001

BAS16TW_S1_00001

For example :

RB500V-40_R2_00001



| Packing Code XX | | | | Version Code XXXXX | | |
|--------------------------------------|----------------------|----------------------------------|----------------------|---------------------------|----------------------|---------------------------------------|
| Packing type | 1 st Code | Packing size code | 2 nd Code | HF or RoHS | 1 st Code | 2 nd ~5 th Code |
| Tape and Ammunition Box (T/B) | A | N/A | 0 | HF | 0 | serial number |
| Tape and Reel (T/R) | R | 7" | 1 | RoHS | 1 | serial number |
| Bulk Packing (B/P) | B | 13" | 2 | | | |
| Tube Packing (T/P) | T | 26mm | X | | | |
| Tape and Reel (Right Oriented) (TRR) | S | 52mm | Y | | | |
| Tape and Reel (Left Oriented) (TRL) | L | PANASERT T/B CATHODE UP (PBCU) | U | | | |
| FORMING | F | PANASERT T/B CATHODE DOWN (PBCD) | D | | | |



BAS16TW/BAW56DW/BAV70DW/BAV99S

Disclaimer

- Reproducing and modifying information of the document is prohibited without permission from Panjit International Inc..
- Panjit International Inc. reserves the rights to make changes of the content herein the document anytime without notification. Please refer to our website for the latest document.
- Panjit International Inc. disclaims any and all liability arising out of the application or use of any product including damages incidentally and consequentially occurred.
- Panjit International Inc. does not assume any and all implied warranties, including warranties of fitness for particular purpose, non-infringement and merchantability.
- Applications shown on the herein document are examples of standard use and operation. Customers are responsible in comprehending the suitable use in particular applications. Panjit International Inc. makes no representation or warranty that such applications will be suitable for the specified use without further testing or modification.
- The products shown herein are not designed and authorized for equipments requiring high level of reliability or relating to human life and for any applications concerning life-saving or life-sustaining, such as medical instruments, transportation equipment, aerospace machinery et cetera. Customers using or selling these products for use in such applications do so at their own risk and agree to fully indemnify Panjit International Inc. for any damages resulting from such improper use or sale.
- Since Panjit uses lot number as the tracking base, please provide the lot number for tracking when complaining.