



BAW56TB,BAV70TB,BAV99TB,BAL99TB

SURFACE MOUNT SWITCHING DIODES

VOLTAGE 100Volts **POWER** 200mWatts

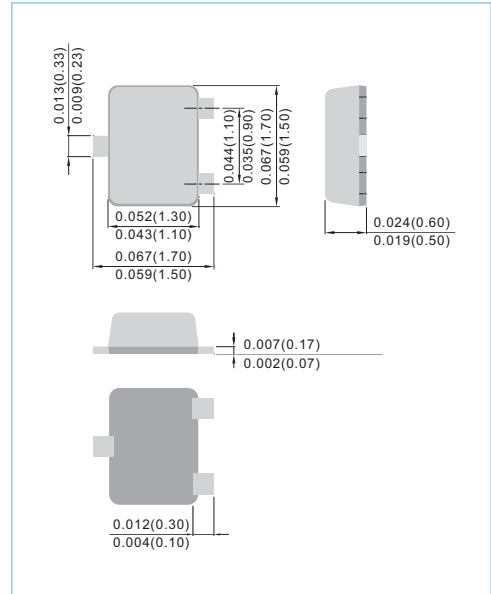
SOT-523 Unit : inch(mm)

FEATURES

- Fast switching speed.
- Surface mount package Ideally Suited for Automatic insertion
- Electrically Identical to Standard JEDEC
- High Conductance
- Available in Single Diode and Double Diode Configuration

MECHANICAL DATA

Case : SOT-523, Plastic
Terminals : Solderable per MIL-STD-750, Method 2026
Approx. Weight : 0.002gram



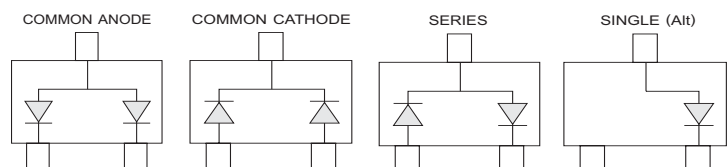
MAXIMUM RATINGS AND ELECTRICAL CHARACTERISTICS

Ratings at 25°C ambient temperature unless otherwise specified. For capacitive load, derate current by 20%.

PARAMETER	SYMBOL	BAW56TB	BAV70TB	BAV99TB	BAL99TB	UNITS
Marking Code		LB	LC	LD	LF	
Reverse Voltage	V_R	75				V
Peak Reverse Voltage	V_{RM}	100				V
Rectified Current (Average), Half Wave Rectification with Resistive Load and $f \geq 50$ Hz	I_o	Single Diode 150		Double Diode 75		mA
Peak Forward Surge Current, 1.0us	I_{FSM}	4.0				A
Power Dissipation Derate Above 25°C	P_{TOT}	200				mW
Maximum Forward Voltage	V_F	0.715 @ $I_F=0.001A$ 0.855 @ $I_F=0.01A$ 1.0 @ $I_F=0.05A$ 1.25 @ $I_F=0.15A$				V
Maximum DC Reverse Current at 25V 75V	I_R	0.03 2.5				μA
Maximum Junction Capacitance(Notes 1)	C_J	1.5				pF
Maximum Reverse Recovery Time (Notes 2)	T_{RR}	4.0				ns
Typical Maximum Thermal Resistance	$R_{\theta JA}$	833				°C / W
Junction Temperature Range	T_J	-55 to +150				°C
Circuit Figure		Common Anode	Common Cathode	Series	Single(Alt)	

NOTE:

1. C_J at $V_R=0$, $f=1MHz$
2. From $I_F=10mA$ to $I_R=1mA$, $V_R=6Volts$, $R_L=100\Omega$





BAW56TB,BAV70TB,BAV99TB,BAL99TB

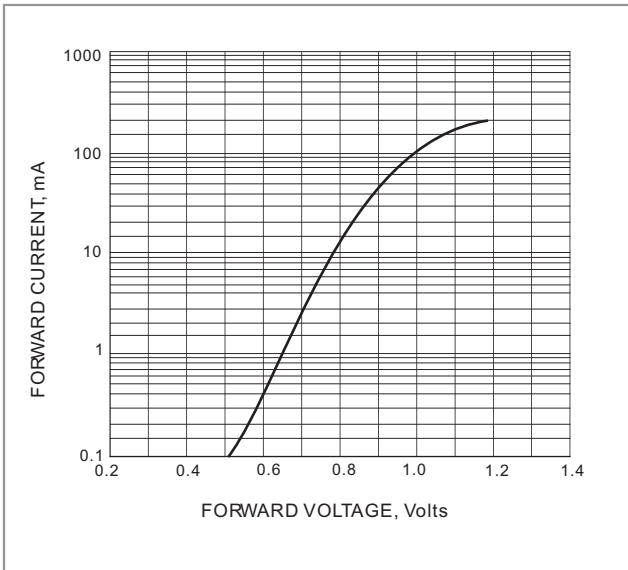


FIG. 1-TYPICAL FORWARD CHARACTERISTIC

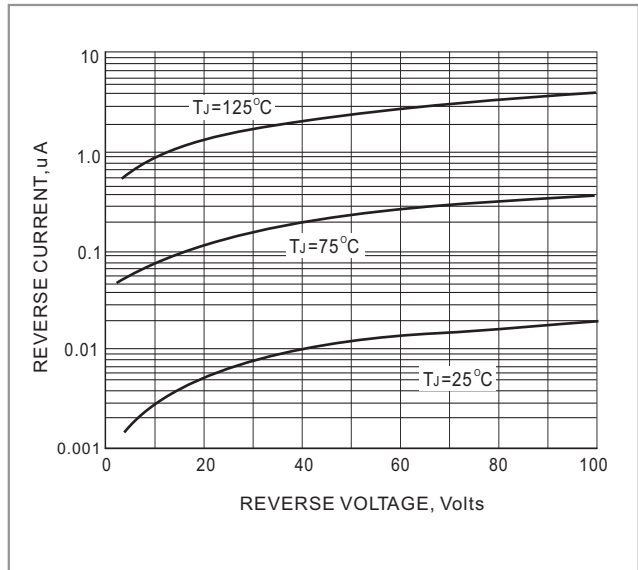


FIG. 2-TYPICAL REVERSE CHARACTERISTICS

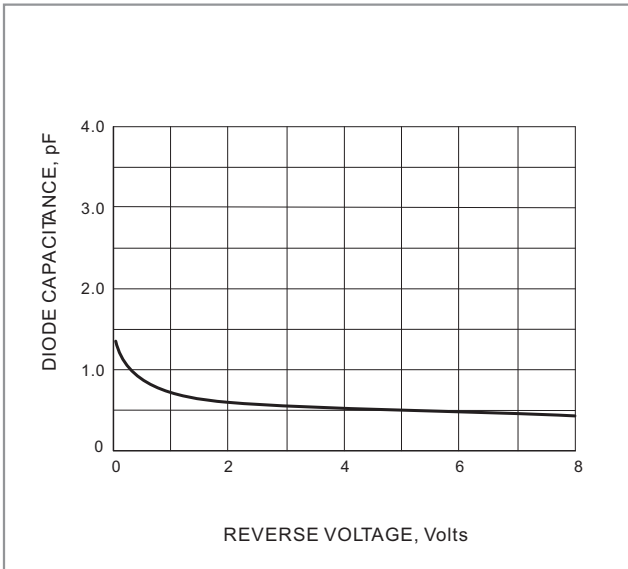


FIG. 3 TYPICAL JUNCTION CAPACITANCE

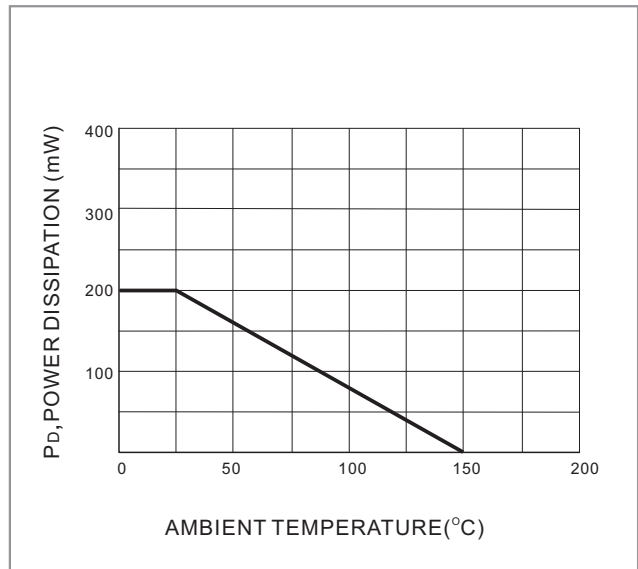
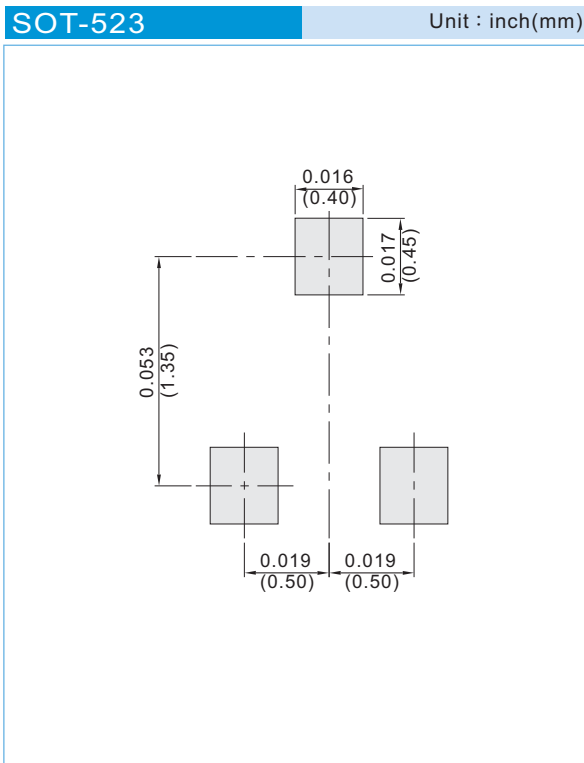


FIG. 4 POWER DERATING CURVE



BAW56TB,BAV70TB,BAV99TB,BAL99TB

MOUNTING PAD LAYOUT



ORDER INFORMATION

- Packing information

T/R - 4K per 7" plastic Reel

LEGAL STATEMENT

Copyright PanJit International, Inc 2012

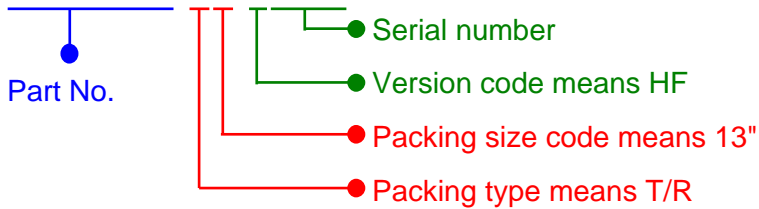
The information presented in this document is believed to be accurate and reliable. The specifications and information herein are subject to change without notice. Pan Jit makes no warranty, representation or guarantee regarding the suitability of its products for any particular purpose. Pan Jit products are not authorized for use in life support devices or systems. Pan Jit does not convey any license under its patent rights or rights of others.



BAW56TB,BAV70TB,BAV99TB,BAL99TB

For example :

RB500V-40_R2_00001



Part No_packing code_Version

BAW56TB_R1_00001

BAW56TB_R1_10001

Packing Code XX				Version Code XXXXX		
Packing type	1st Code	Packing size code	2nd Code	HF or RoHS	1st Code	2nd~5th Code
T/B	A	N/A	0	HF	0	serial number
T/R	R	7"	1	RoHS	1	serial number
B/P	B	13"	2			
T/P	T	26mm	X			
TRR	S	52mm	Y			
TRL	L	PBCU	U			
FORMING	F	PBCD	D			