



MMBZ5221BV~MMBZ5262BV

SURFACE MOUNT SILICON ZENER DIODES

VOLTAGE 2.4 to 51 Volts **POWER** 200 mWatts

SOD-523

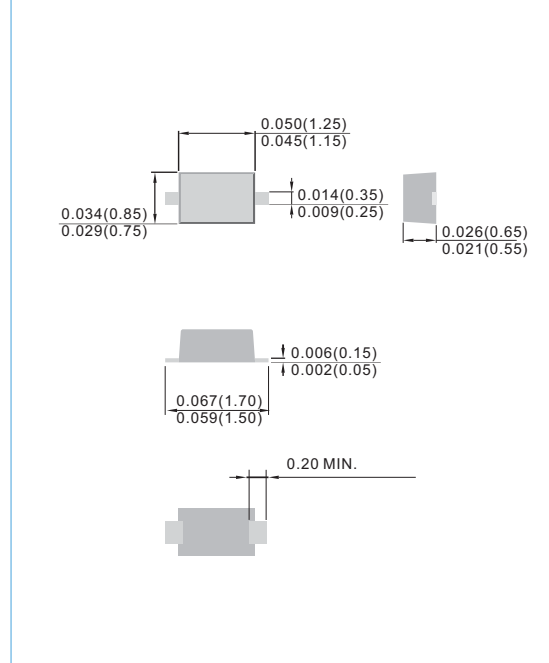
Unit : inch(mm)

FEATURES

- Planar Die construction
- 200mW Power Dissipation
- Zener Voltages from 2.4V~51V
- Ideally Suited for Automated Assembly Processes
- Lead free in comply with EU RoHS 2002/95/EC directives.
- Green molding compound as per IEC61249 Std. . (Halogen Free)

MECHANICAL DATA

- Case: SOD-523, Plastic
- Terminals: Solderable per MIL-STD-750, Method 2026
- Standard packaging : 8mm tape
- Weigh : approximately 0.0014 grams



MAXIMUM RATINGS AND ELECTRICAL CHARACTERISTICS

Parameter	Symbol	Value	Units
Maximum Power Dissipation (Notes A) at 25°C	P _D	200	mW
Operating Junction and Storage Temperature Range	T _J	-55 to +150	°C

NOTES:

- Mounted on 5.0mm²(.013mm thick) land areas.
- Measured on 8.3ms, single half sine-wave or equivalent square wave, duty cycle = 4 pulses per minute maximum.



MMBZ5221BV~MMBZ5262BV

Part Number	Nominal Zener Voltage			Max. Zener Impedance				Max Reverse Leakage Current		Marking Code
	V _Z @ I _{ZT}			Z _{VT} @ I _{ZT}		Z _{ZK} @ I _{ZK}		I _R @ V _R		
	Nom. V	Min. V	Max. V	Ω	mA	Ω	mA	μA	V	
200 mWatts Zener Diodes										
MMBZ5221BV	2.4	2.28	2.52	30	20	1200	0.25	100	1	C1
MMBZ5222BV	2.5	2.38	2.63	30	20	1250	0.25	100	1	C2
MMBZ5223BV	2.7	2.57	2.84	30	20	1300	0.25	75	1	C3
MMBZ5225BV	3	2.85	3.15	30	20	1600	0.25	50	1	C5
MMBZ5226BV	3.3	3.14	3.47	28	20	1600	0.25	25	1	D1
MMBZ5227BV	3.6	3.42	3.78	24	20	1700	0.25	15	1	D2
MMBZ5228BV	3.9	3.71	4.1	23	20	1900	0.25	10	1	D3
MMBZ5229BV	4.3	4.09	4.52	22	20	2000	0.25	5	1	D4
MMBZ5230BV	4.7	4.47	4.94	19	20	1900	0.25	5	2	D5
MMBZ5231BV	5.1	4.85	5.36	17	20	1600	0.25	5	2	E1
MMBZ5232BV	5.6	5.32	5.88	11	20	1600	0.25	5	3	E2
MMBZ5234BV	6.2	5.89	6.51	7	20	1000	0.25	5	4	E4
MMBZ5235BV	6.8	6.46	7.14	5	20	750	0.25	3	5	E5
MMBZ5236BV	7.5	7.13	7.88	6	20	500	0.25	3	6	F1
MMBZ5237BV	8.2	7.79	8.61	8	20	500	0.25	3	6.5	F2
MMBZ5238BV	8.7	8.27	9.14	8	20	600	0.25	3	6.5	F3
MMBZ5239BV	9.1	8.65	9.56	10	20	600	0.25	3	7	F4
MMBZ5240BV	10	9.5	10.5	17	20	600	0.25	3	8	F5
MMBZ5241BV	11	10.45	11.55	22	20	600	0.25	2	8.4	H1
MMBZ5242BV	12	11.4	12.6	30	20	600	0.25	1	9.1	H2
MMBZ5243BV	13	12.35	13.65	13	9.5	600	0.25	0.5	9.9	H3
MMBZ5244BV	14	13.3	14.7	15	9	600	0.25	0.1	10.5	H4
MMBZ5245BV	15	14.25	15.75	16	8.5	600	0.25	0.1	11	H5
MMBZ5246BV	16	15.2	16.8	17	7.8	600	0.25	0.1	12	J1
MMBZ5247BV	17	16.15	17.85	19	7.5	600	0.25	0.1	13	J2
MMBZ5248BV	18	17.1	18.9	21	7	600	0.25	0.1	14	J3
MMBZ5250BV	20	19	21	25	6.2	600	0.25	0.1	15	J5
MMBZ5251BV	22	20.9	23.1	29	5.6	600	0.25	0.1	17	K1
MMBZ5252BV	24	22.8	25.2	33	5.2	600	0.25	0.1	18	K2
MMBZ5254BV	27	25.65	28.35	41	5	600	0.25	0.1	21	K4
MMBZ5255BV	28	26.6	29.4	44	4.5	600	0.25	0.1	21	K5
MMBZ5256BV	30	28.5	31.5	49	4.2	600	0.25	0.1	23	M1
MMBZ5257BV	33	31.35	34.65	58	3.8	700	0.25	0.1	25	M2
MMBZ5258BV	36	34.2	37.8	70	3.4	700	0.25	0.1	27	M3
MMBZ5259BV	39	37.05	40.95	80	3.2	800	0.25	0.1	30	M4
MMBZ5260BV	43	40.85	45.15	93	3	900	0.25	0.1	33	M5
MMBZ5261BV	47	44.65	49.35	105	2.7	1000	0.25	0.1	36	N1
MMBZ5262BV	51	48.45	53.55	125	2.5	1100	0.25	0.1	39	N2



MMBZ5221BV~MMBZ5262BV

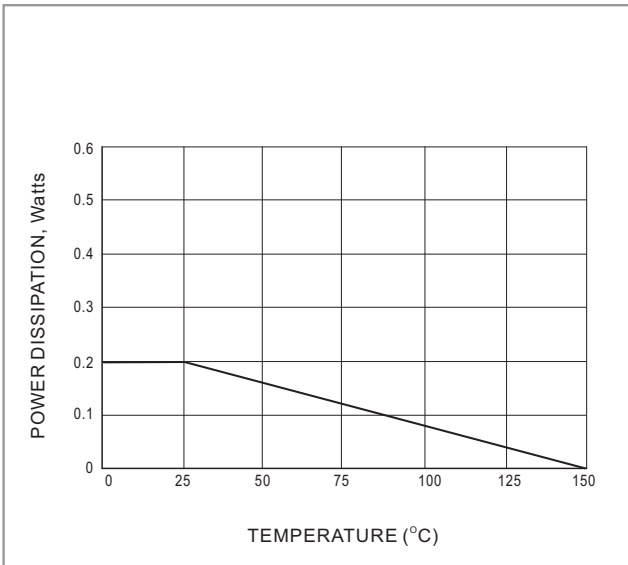


Fig.1 STEADY STATE POWER DERATING

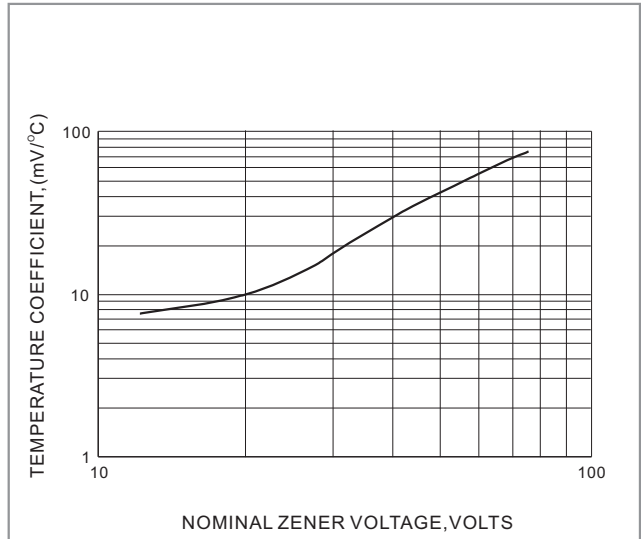


Fig.2 TEMPERATURE COEFFICIENTS

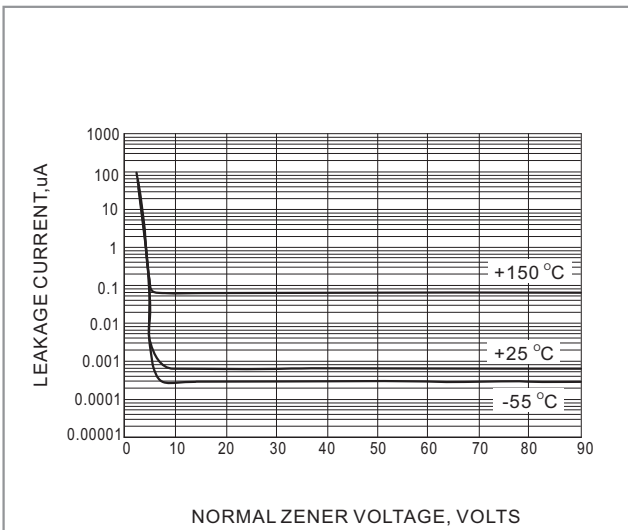


Fig.3 TYPICAL LEAKAGE CURRENT

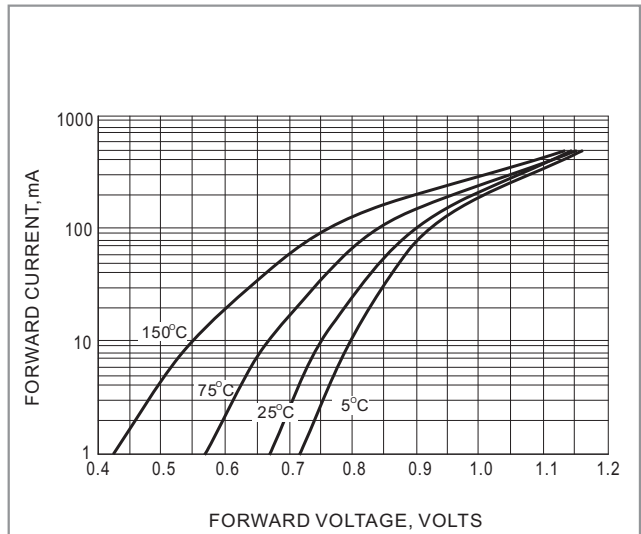
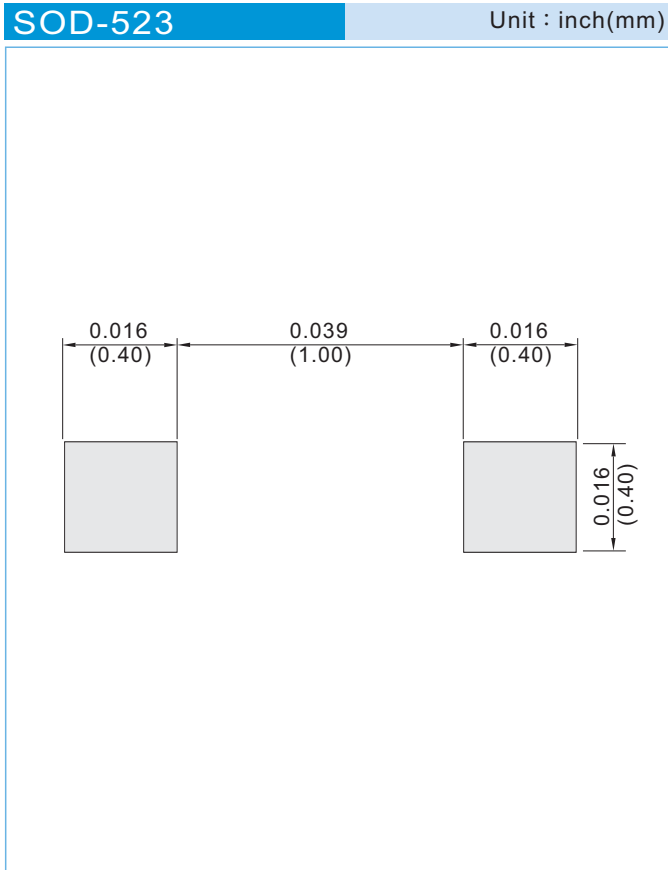


Fig.4 TYPICAL FORWARD VOLTAGE



MMBZ5221BV~MMBZ5262BV

MOUNTING PAD LAYOUT



ORDER INFORMATION

- Packing information
 - T/R - 12K per 13" plastic Reel
 - T/R - 5K per 7" plastic Reel

LEGAL STATEMENT

Copyright PanJit International, Inc 2012

The information presented in this document is believed to be accurate and reliable. The specifications and information herein are subject to change without notice. Pan Jit makes no warranty, representation or guarantee regarding the suitability of its products for any particular purpose. Pan Jit products are not authorized for use in life support devices or systems. Pan Jit does not convey any license under its patent rights or rights of others.

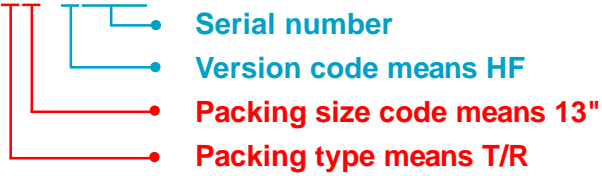


MMBZ5221BV~MMBZ5262BV

For example :

RB500V-40_R2_00001

Part No.



Packing Code XX				Version Code XXXXX		
Packing type	1 st Code	Packing size code	2 nd Code	HF or RoHS	1 st Code	2 nd ~5 th Code
T/B	A	N/A	0	HF	0	serial number
T/R	R	7"	1	RoHS	1	serial number
B/P	B	13"	2			
T/P	T	26mm	X			
TRR	S	52mm	Y			
TRL	L	PBCU	U			
FORMING	F	PBCD	D			

Part No_packing code_Version

MMBZ5221BV_R1_00001

MMBZ5221BV_R2_00001