



MMBZ5221BTW~MMBZ5262BTW

SURFACE MOUNT SILICON ZENER DIODES

VOLTAGE 2.4 to 51 Volts **POWER** 200 mWatts

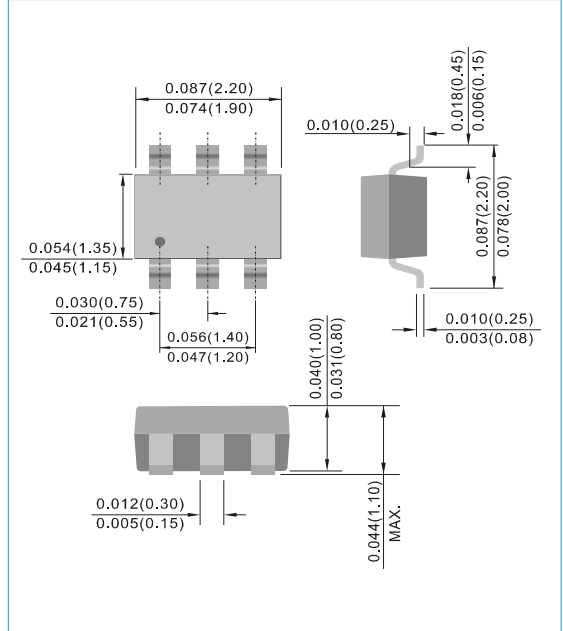
SOT-363 Unit : inch(mm)

FEATURES

- Planar Die Construction
- 200mW Power Dissipation
- Zener Voltages from 2.4~51V
- Ideally Suited for Automated Assembly Processes
- In compliance with EU RoHS 2002/95/EC directives

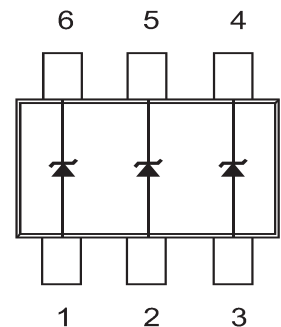
MECHANICAL DATA

- Case: SOT-363, Plastic
- Terminals: Solderable per MIL-STD-750, Method 2026
- Approx. Weight: 0.0002 ounces, 0.006 grams



MAXIMUM RATINGS AND ELECTRICAL CHARACTERISTICS (T_J=25°C unless otherwise noted)

PARAMETER	SYMBOL	VALUE	UNITS
Power Dissipation (Note A)	P _D	200	mW
Peak Forward Surge Current, 8.3ms single half sine-wave superimposed on rated load (JEDEC method) (Notes B)	I _{FSM}	2.0	A
Operating Junction Temperature and Storage Temperature Range	T _J , T _{STG}	-55 to +150	°C



NOTES:

- A. Mounted on 5.0mm² (.013mm thick) land areas.
- B. Measured on 8.3ms, single half sine-wave or equivalent square wave, duty cycle=4 pulses per minute maximum.



MMBZ5221BTW~MMBZ5262BTW

Part Number	Nominal Zener Voltage			Max. Zener Impedance				Max Reverse Leakage Current		Marking Code
	V _Z @ I _{ZT}			Z _{VT} @ I _{ZT}		Z _{VK} @ I _{ZK}		I _R @ V _R		
	Nom. V	Min. V	Max. V	Ω	mA	Ω	mA	μA	V	
200 mWatts Zener Diodes										
MMBZ5221BTW	2.4	2.28	2.52	30	20.0	1200	0.25	100	1.0	C1
MMBZ5222BTW	2.5	2.38	2.63	30	20.0	1250	0.25	100	1.0	C2
MMBZ5223BTW	2.7	2.57	2.84	30	20.0	1300	0.25	75	1.0	C3
MMBZ5224BTW	2.8	2.66	2.94	30	20.0	1400	0.25	75	1.0	C4
MMBZ5225BTW	3.0	2.85	3.15	30	20.0	1600	0.25	50	1.0	C5
MMBZ5226BTW	3.3	3.14	3.47	28	20.0	1600	0.25	25	1.0	D1
MMBZ5227BTW	3.6	3.42	3.78	24	20.0	1700	0.25	15	1.0	D2
MMBZ5228BTW	3.9	3.71	4.10	23	20.0	1900	0.25	10	1.0	D3
MMBZ5229BTW	4.3	4.09	4.52	22	20.0	2000	0.25	5.0	1.0	D4
MMBZ5230BTW	4.7	4.47	4.94	19	20.0	1900	0.25	5.0	2.0	D5
MMBZ5231BTW	5.1	4.85	5.36	17	20.0	1600	0.25	5.0	2.0	E1
MMBZ5232BTW	5.6	5.32	5.88	11	20.0	1600	0.25	5.0	3.0	E2
MMBZ5233BTW	6.0	5.70	6.30	7	20.0	1600	0.25	5.0	3.5	E3
MMBZ5234BTW	6.2	5.89	6.51	7	20.0	1000	0.25	5.0	4.0	E4
MMBZ5235BTW	6.8	6.46	7.14	5	20.0	750	0.25	3.0	5.0	E5
MMBZ5236BTW	7.5	7.13	7.88	6	20.0	500	0.25	3.0	6.0	F1
MMBZ5237BTW	8.2	7.79	8.61	8	20.0	500	0.25	3.0	6.5	F2
MMBZ5238BTW	8.7	8.27	9.14	8	20.0	600	0.25	3.0	6.5	F3
MMBZ5239BTW	9.1	8.65	9.56	10	20.0	600	0.25	3.0	7.0	F4
MMBZ5240BTW	10	9.50	10.50	17	20.0	600	0.25	3.0	8.0	F5
MMBZ5241BTW	11	10.45	11.55	22	20.0	600	0.25	2.0	8.4	H1
MMBZ5242BTW	12	11.40	12.60	30	20.0	600	0.25	1.0	9.1	H2
MMBZ5243BTW	13	12.35	13.65	13	9.5	600	0.25	0.5	9.9	H3
MMBZ5244BTW	14	13.30	14.70	15	9.0	600	0.25	0.1	10.5	H4
MMBZ5245BTW	15	14.25	15.75	16	8.5	600	0.25	0.1	11.0	H5
MMBZ5246BTW	16	15.20	16.80	17	7.8	600	0.25	0.1	12.0	J1
MMBZ5247BTW	17	16.15	17.85	19	7.5	600	0.25	0.1	13.0	J2
MMBZ5248BTW	18	17.10	18.90	21	7.0	600	0.25	0.1	14.0	J3
MMBZ5249BTW	19	18.05	19.95	23	6.6	600	0.25	0.1	14.0	J4
MMBZ5250BTW	20	19.00	21.00	25	6.2	600	0.25	0.1	15.0	J5
MMBZ5251BTW	22	20.90	23.10	29	5.6	600	0.25	0.1	17.0	K1
MMBZ5252BTW	24	22.80	25.20	33	5.2	600	0.25	0.1	18.0	K2
MMBZ5253BTW	25	23.75	26.25	35	5.0	600	0.25	0.1	19.0	K3
MMBZ5254BTW	27	25.65	28.35	41	5.0	600	0.25	0.1	21.0	K4
MMBZ5255BTW	28	26.60	29.40	44	4.5	600	0.25	0.1	21.0	K5
MMBZ5256BTW	30	28.50	31.50	49	4.2	600	0.25	0.1	23.0	M1
MMBZ5257BTW	33	31.35	34.65	58	3.8	700	0.25	0.1	25.0	M2
MMBZ5258BTW	36	34.20	37.80	70	3.4	700	0.25	0.1	27.0	M3
MMBZ5259BTW	39	37.05	40.95	80	3.2	800	0.25	0.1	30.0	M4
MMBZ5260BTW	43	40.85	45.15	93	3.0	900	0.25	0.1	33.0	M5
MMBZ5261BTW	47	44.65	49.35	105	2.7	1000	0.25	0.1	36.0	N1
MMBZ5262BTW	51	48.45	53.55	125	2.5	1100	0.25	0.1	39.0	N2



MMBZ5221BTW~MMBZ5262BTW

CHARACTERISTIC CURVES

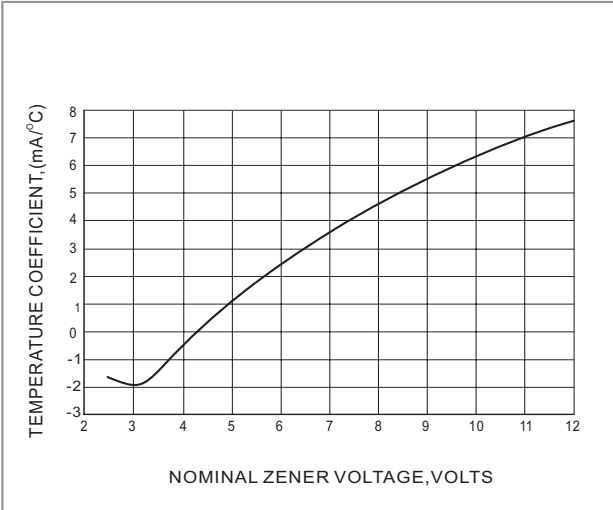


Fig. 1 TEMPERATURE COEFFICIENTS

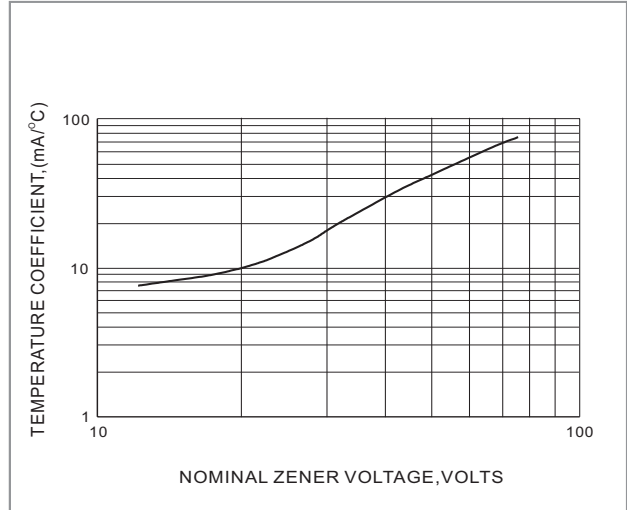


Fig. 2 TEMPERATURE COEFFICIENTS

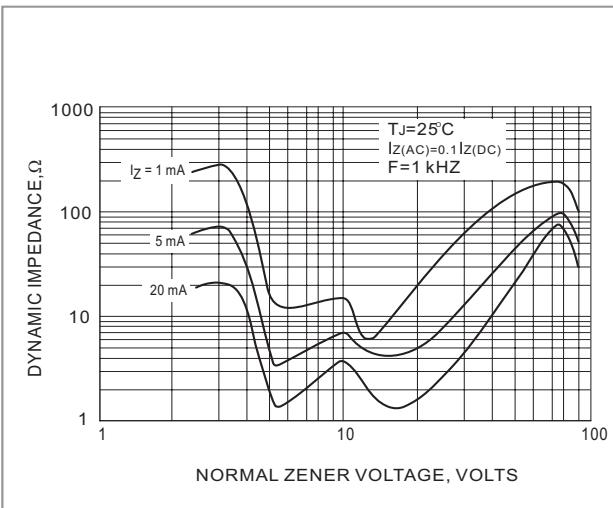


Fig. 3 EFFECT OF ZENER VOLTAGE ON ZENER IMPEDANCE

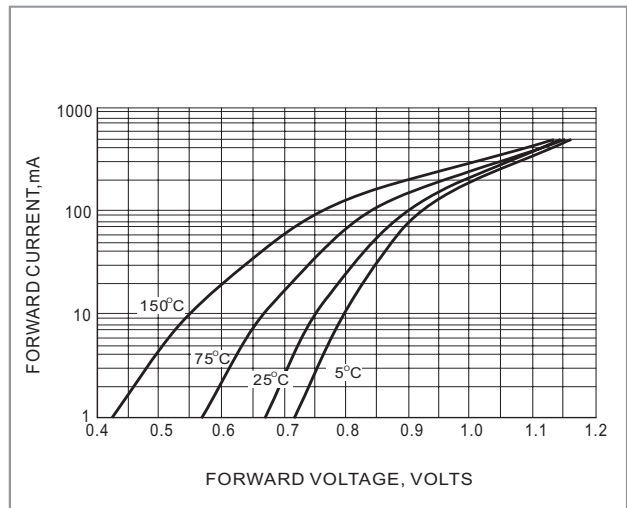


Fig. 4 TYPICAL FORWARD VOLTAGE

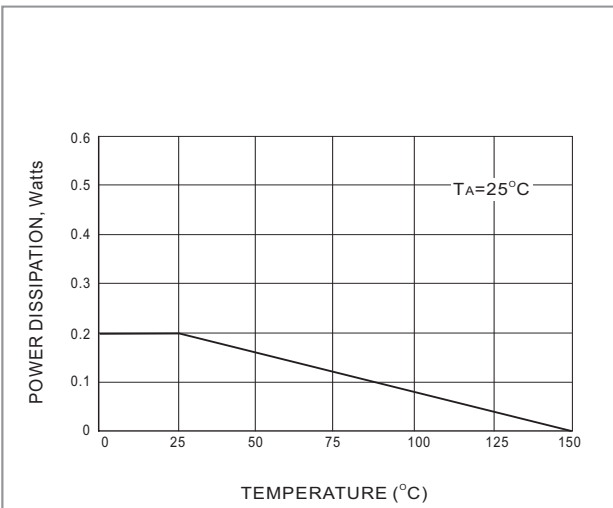


Fig. 5 STEADY STATE POWER DERATING

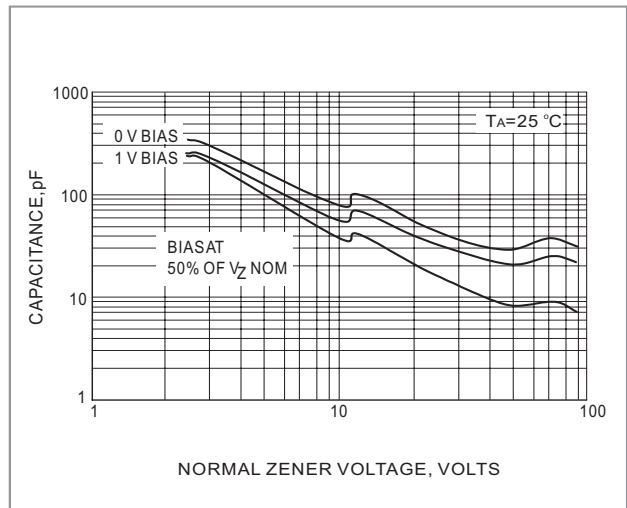


Fig. 6 TYPICAL CAPACITANCE



MMBZ5221BTW~MMBZ5262BTW

CHARACTERISTIC CURVES

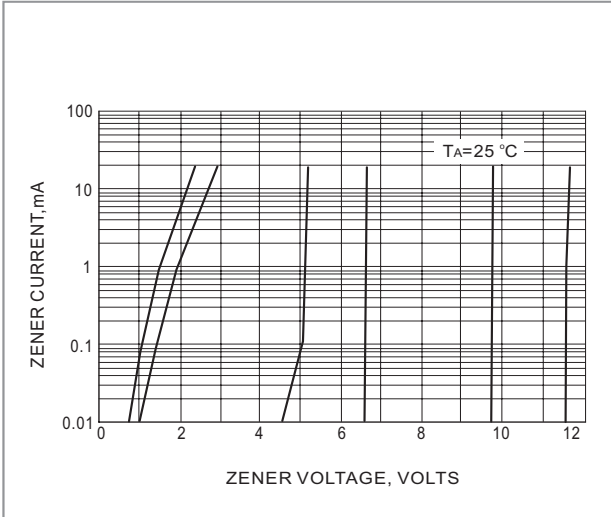


Fig.7 ZENER VOLTAGE VERSUS ZENER CURRENT

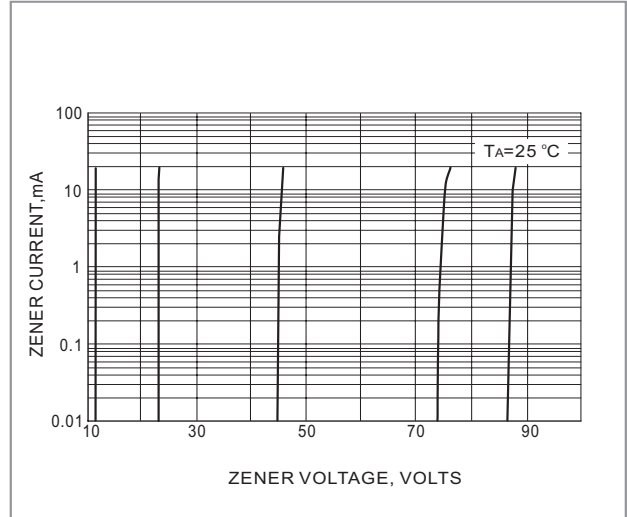


Fig.8 ZENER VOLTAGE VERSUS ZENER CURRENT

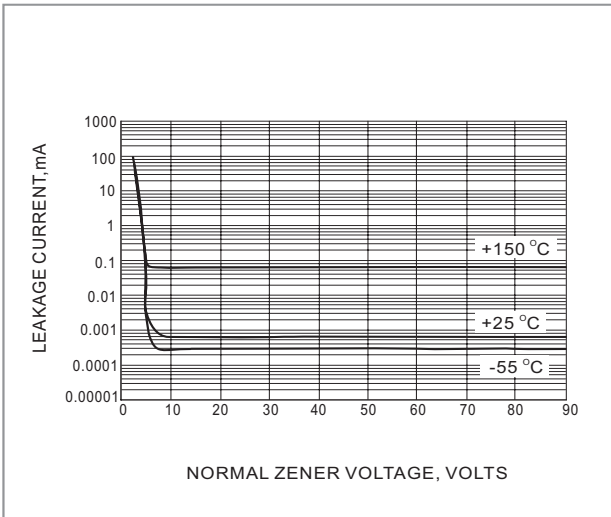
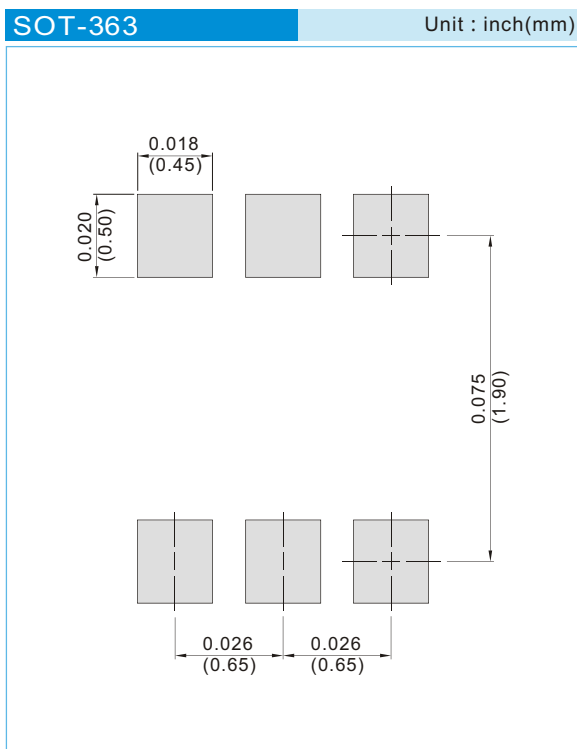


Fig.9 TYPICAL LEAKAGE CURRENT



MMBZ5221BTW~MMBZ5262BTW

MOUNTING PAD LAYOUT



ORDER INFORMATION

- Packing information
 - T/R - 10K per 13" plastic Reel
 - T/R - 3K per 7" plastic Reel

LEGAL STATEMENT

Copyright PanJit International, Inc 2011

The information presented in this document is believed to be accurate and reliable. The specifications and information herein are subject to change without notice. Pan Jit makes no warranty, representation or guarantee regarding the suitability of its products for any particular purpose. Pan Jit products are not authorized for use in life support devices or systems. Pan Jit does not convey any license under its patent rights or rights of others.