

GQZJ2.0~GQZJ56

SURFACE MOUNT ZENER DIODES

VOLTAGE 2.0 to 56 Volts **POWER** 500 mWatts

QUADRO-MELF Unit : inch(mm)

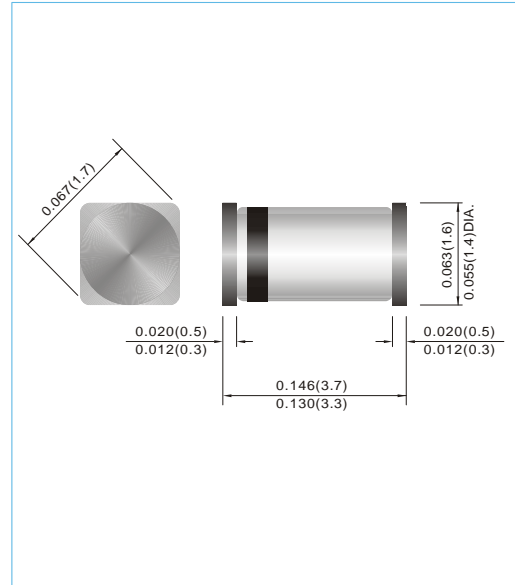
FEATURES

- Planar Die construction
- 500mW Power Dissipation
- Ideally Suited for Automated Assembly Processes
- Lead free in comply with EU RoHS 2002/95/EC directives

MECHANICAL DATA

- Case: Molded Glass QUADRO-MELF
- Terminals: Solderable per MIL-STD-750, Method 2026
- Approx. Weight: 0.03 grams
- Mounting Position: Any
- Packing information

T/R - 2.5K per 7" plastic Reel



MAXIMUM RATINGS AND ELECTRICAL CHARACTERISTICS

Parameter	Symbol	Value	Units
Power Dissipation at T _A = 25°C	P _{TOT}	500	mW
Junction Temperature Range	T _J	175	°C
Storage Temperature Range	T _{STG}	-65 to + 175	°C

Valid provided that leads at a distance of 10mm from case are kept at ambient temperature.

Parameter	Symbol	Min.	Typ.	Max.	Units
Thermal Resistance Junction to Ambient Air	R _{ΘJA}	--	--	0.3	°C/mW
Forward Voltage at I _F = 100mA	V _F	--	--	1	V

Valid provided that leads at a distance of 10mm from case are kept at ambient temperature.

GQZJ2.0~GQZJ56

Part Number	Nominal Zener Voltage			Max. Zener Impedance				Max Reverse Leakage Current	
	V _Z @ I _{ZT}			Z _{ZT} @ I _{ZT}		Z _{ZK} @ I _{ZK}		I _R @ V _R	
	Nom. V	Min. V	Max. V	Ω	mA	Ω	mA	μA	V
500 mW Zener Diodes									
GQZJ 2.0A	2	1.88	2.1	100	5	1000	0.5	120	0.5
GQZJ 2.0B	2	2.02	2.2	100	5	1000	0.5	120	0.5
GQZJ 2.2A	2.2	2.12	2.3	100	5	1000	0.5	100	0.7
GQZJ 2.2B	2.2	2.22	2.41	100	5	1000	0.5	100	0.7
GQZJ 2.4A	2.4	2.33	2.52	100	5	1000	0.5	120	1
GQZJ 2.4B	2.4	2.43	2.63	100	5	1000	0.5	120	1
GQZJ 2.7A	2.7	2.54	2.75	110	5	1000	0.5	100	1
GQZJ 2.7B	2.7	2.69	2.91	110	5	1000	0.5	100	1
GQZJ 3.0A	3	2.85	3.07	120	5	1000	0.5	50	1
GQZJ 3.0B	3	3.01	3.22	120	5	1000	0.5	50	1
GQZJ 3.3A	3.3	3.16	3.38	120	5	1000	0.5	20	1
GQZJ 3.3B	3.3	3.32	3.53	120	5	1000	0.5	20	1
GQZJ 3.6A	3.6	3.46	3.69	100	5	1000	1	10	1
GQZJ 3.6B	3.6	3.6	3.84	100	5	1000	1	10	1
GQZJ 3.9A	3.9	3.74	4.01	100	5	1000	1	5	1
GQZJ 3.9B	3.9	3.89	4.16	100	5	1000	1	5	1
GQZJ 4.3A	4.3	4.04	4.29	100	5	1000	1	5	1
GQZJ 4.3B	4.3	4.17	4.43	100	5	1000	1	5	1
GQZJ 4.3C	4.3	4.3	4.57	100	5	1000	1	5	1
GQZJ 4.7A	4.7	4.44	4.68	90	5	900	1	5	1
GQZJ 4.7B	4.7	4.55	4.8	90	5	900	1	5	1
GQZJ 4.7C	4.7	4.68	4.93	90	5	900	1	5	1
GQZJ 5.1A	5.1	4.81	5.07	80	5	800	1	5	1.5
GQZJ 5.1B	5.1	4.94	5.2	80	5	800	1	5	1.5
GQZJ 5.1C	5.1	5.09	5.37	80	5	800	1	5	1.5
GQZJ 5.6A	5.6	5.28	5.55	60	5	500	1	5	2.5
GQZJ 5.6B	5.6	5.45	5.73	60	5	500	1	5	2.5
GQZJ 5.6C	5.6	5.61	5.91	60	5	500	1	5	2.5
GQZJ 6.2A	6.2	5.78	6.09	60	5	300	1	5	3
GQZJ 6.2B	6.2	5.96	6.27	60	5	300	1	5	3
GQZJ 6.2C	6.2	6.12	6.44	60	5	300	1	5	3
GQZJ 6.8A	6.8	6.29	6.63	20	5	150	0.5	2	3.5
GQZJ 6.8B	6.8	6.49	6.83	20	5	150	0.5	2	3.5
GQZJ 6.8C	6.8	6.66	7.01	20	5	150	0.5	2	3.5
GQZJ 7.5A	7.5	6.85	7.22	20	5	120	0.5	0.5	4
GQZJ 7.5B	7.5	7.07	7.45	20	5	120	0.5	0.5	4
GQZJ 7.5C	7.5	7.29	7.67	20	5	120	0.5	0.5	4
GQZJ 8.2A	8.2	7.53	7.92	20	5	120	0.5	0.5	5
GQZJ 8.2B	8.2	7.78	8.19	20	5	120	0.5	0.5	5
GQZJ 8.2C	8.2	8.03	8.45	20	5	120	0.5	0.5	5
GQZJ 9.1A	9.1	8.29	8.73	25	5	120	0.5	0.5	6
GQZJ 9.1B	9.1	8.57	9.01	25	5	120	0.5	0.5	6
GQZJ 9.1C	9.1	8.83	9.3	25	5	120	0.5	0.5	6
GQZJ 10A	10	9.12	9.59	30	5	120	0.5	0.2	7
GQZJ 10B	10	9.41	9.9	30	5	120	0.5	0.2	7
GQZJ 10C	10	9.7	10.2	30	5	120	0.5	0.2	7
GQZJ 10D	10	9.94	10.44	30	5	120	0.5	0.2	7
GQZJ 11A	11	10.18	10.71	30	5	120	0.5	0.2	8
GQZJ 11B	11	10.5	11.05	30	5	120	0.5	0.2	8
GQZJ 11C	11	10.82	11.38	30	5	120	0.5	0.2	8

GQZJ2.0~GQZJ56

Part Number	Nominal Zener Voltage			Max. Zener Impedance				Max Reverse Leakage Current	
	V _Z @ I _{ZT}			Z _{ZT} @ I _{ZT}		Z _{ZK} @ I _{ZK}		I _R @ V _R	
	Nom. V	Min. V	Max. V	Ω	mA	Ω	mA	μA	V
500 mW Zener Diodes									
GQZJ 12A	12	11.13	11.71	30	5	110	0.5	0.2	9
GQZJ 12B	12	11.44	12.03	30	5	110	0.5	0.2	9
GQZJ 12C	12	11.74	12.35	30	5	110	0.5	0.2	9
GQZJ 13A	13	12.11	12.75	35	5	110	0.5	0.2	10
GQZJ 13B	13	12.55	13.21	35	5	110	0.5	0.2	10
GQZJ 13C	13	12.99	13.66	35	5	110	0.5	0.2	10
GQZJ 15A	15	13.44	14.13	40	5	110	0.5	0.2	11
GQZJ 15B	15	13.89	14.62	40	5	110	0.5	0.2	11
GQZJ 15C	15	14.35	15.09	40	5	110	0.5	0.2	11
GQZJ 16A	16	14.8	15.57	40	5	150	0.5	0.2	12
GQZJ 16B	16	15.25	16.04	40	5	150	0.5	0.2	12
GQZJ 16C	16	15.69	16.51	40	5	150	0.5	0.2	12
GQZJ 18A	18	16.22	17.06	45	5	150	0.5	0.2	13
GQZJ 18B	18	16.82	17.7	45	5	150	0.5	0.2	13
GQZJ 18C	18	17.42	18.33	45	5	150	0.5	0.2	13
GQZJ 20A	20	18.02	18.96	55	5	200	0.5	0.2	15
GQZJ 20B	20	18.63	19.59	55	5	200	0.5	0.2	15
GQZJ 20C	20	19.23	20.22	55	5	200	0.5	0.2	15
GQZJ 20D	20	19.72	20.72	55	5	200	0.5	0.2	15
GQZJ 22A	22	20.15	21.2	30	5	200	0.5	0.2	17
GQZJ 22B	22	20.64	21.71	30	5	200	0.5	0.2	17
GQZJ 22C	22	21.08	22.17	30	5	200	0.5	0.2	17
GQZJ 22D	22	21.52	22.63	30	5	200	0.5	0.2	17
GQZJ 24A	24	22.05	23.18	35	5	200	0.5	0.2	19
GQZJ 24B	24	22.61	23.77	35	5	200	0.5	0.2	19
GQZJ 24C	24	23.12	24.31	35	5	200	0.5	0.2	19
GQZJ 24D	24	23.63	24.85	35	5	200	0.5	0.2	19
GQZJ 27A	27	24.26	25.52	45	5	250	0.5	0.2	21
GQZJ 27B	27	24.97	26.26	45	5	250	0.5	0.2	21
GQZJ 27C	27	25.63	26.95	45	5	250	0.5	0.2	21
GQZJ 27D	27	26.29	27.64	45	5	250	0.5	0.2	21
GQZJ 30A	30	26.99	28.39	55	5	250	0.5	0.2	23
GQZJ 30B	30	27.7	29.13	55	5	250	0.5	0.2	23
GQZJ 30C	30	28.36	29.82	55	5	250	0.5	0.2	23
GQZJ 30D	30	29.02	30.51	55	5	250	0.5	0.2	23
GQZJ 33A	33	29.68	31.22	65	5	250	0.5	0.2	25
GQZJ 33B	33	30.32	31.88	65	5	250	0.5	0.2	25
GQZJ 33C	33	30.9	32.5	65	5	250	0.5	0.2	25
GQZJ 33D	33	31.49	33.11	65	5	250	0.5	0.2	25
GQZJ 36A	36	32.14	33.79	75	5	250	0.5	0.2	27
GQZJ 36B	36	32.79	34.49	75	5	250	0.5	0.2	27
GQZJ 36C	36	33.4	35.13	75	5	250	0.5	0.2	27
GQZJ 36D	36	34.01	35.77	75	5	250	0.5	0.2	27
GQZJ 39A	39	34.68	36.47	85	5	250	0.5	0.2	30
GQZJ 39B	39	35.36	37.19	85	5	250	0.5	0.2	30
GQZJ 39C	39	36	37.85	85	5	250	0.5	0.2	30
GQZJ 39D	39	36.63	38.52	85	5	250	0.5	0.2	30
GQZJ 43	43	40	45	90	5	-	-	0.2	33
GQZJ 47	47	44	49	90	5	-	-	0.2	36
GQZJ 51	51	48	54	110	5	-	-	0.2	39
GQZJ 56	56	53	60	110	5	-	-	0.2	43

GQZJ2.0~GQZJ56

RATING AND CHARACTERISTIC CURVES

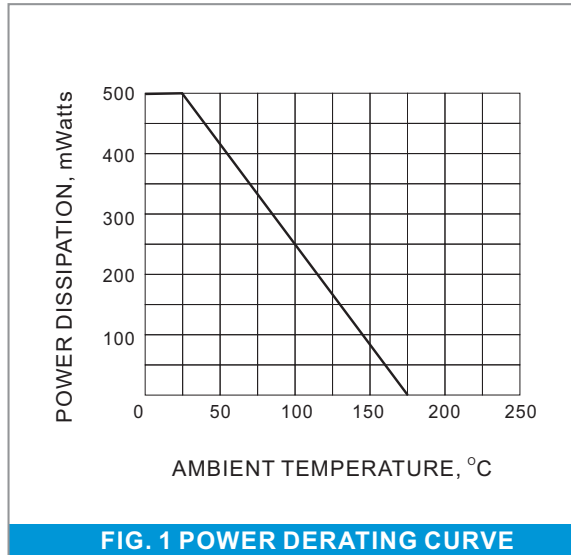


FIG. 1 POWER DERATING CURVE

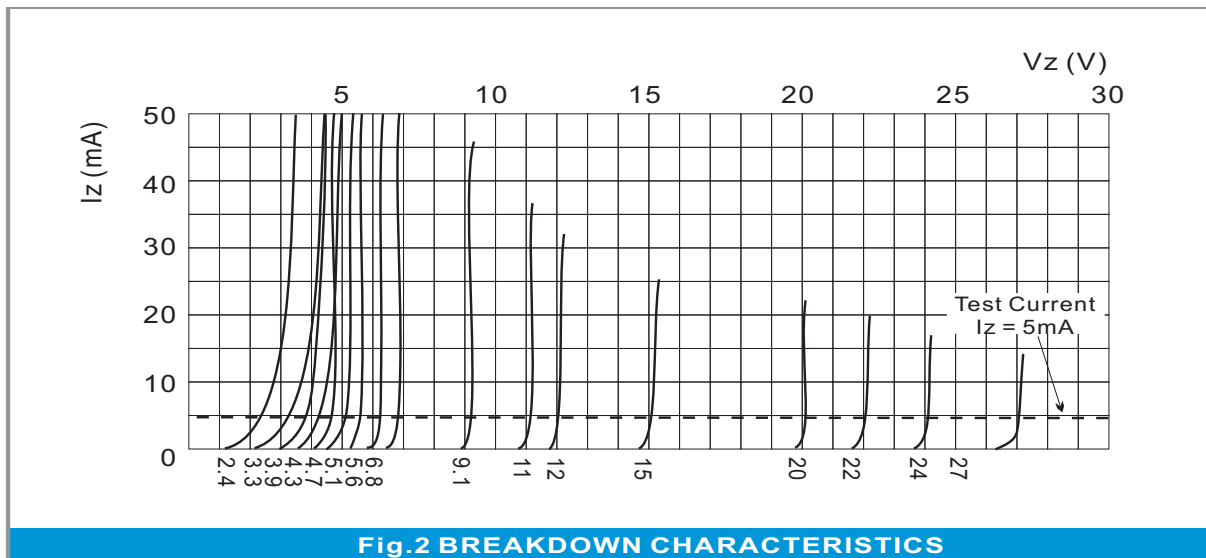
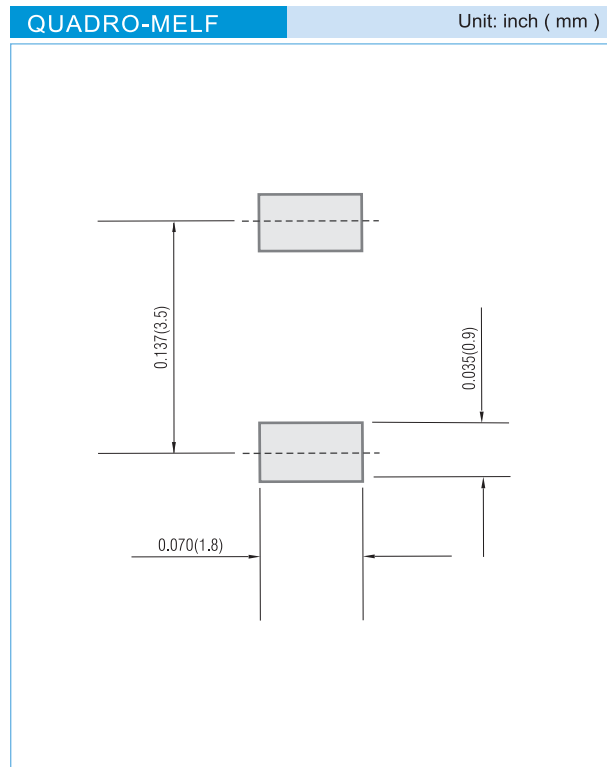


Fig.2 BREAKDOWN CHARACTERISTICS

GQZJ2.0~GQZJ56

MOUNTING PAD LAYOUT



ORDER INFORMATION

- Packing information
T/R - 10K per 13" plastic Reel
T/R - 2.5K per 7" plastic Reel

LEGAL STATEMENT

Copyright PanJit International, Inc 2012

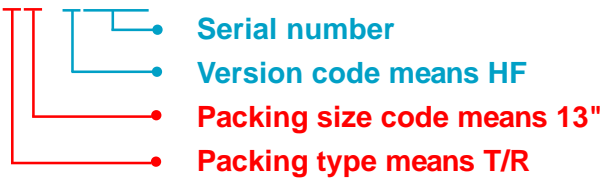
The information presented in this document is believed to be accurate and reliable. The specifications and information herein are subject to change without notice. Pan Jit makes no warranty, representation or guarantee regarding the suitability of its products for any particular purpose. Pan Jit products are not authorized for use in life support devices or systems. Pan Jit does not convey any license under its patent rights or rights of others.

GQZJ2.0~GQZJ56

For example :

RB500V-40_R2_00001

Part No.



Packing Code XX				Version Code XXXXX		
Packing type	1 st Code	Packing size code	2 nd Code	HF or RoHS	1 st Code	2 nd ~5 th Code
T/B	A	N/A	0	HF	0	serial number
T/R	R	7"	1	RoHS	1	serial number
B/P	B	13"	2			
T/P	T	26mm	X			
TRR	S	52mm	Y			
TRL	L	PBCU	U			
FORMING	F	PBCD	D			

Part No_packing code_Version

GQZJ2.0A_R1_10001

GQZJ2.0A_R2_10001