



# BZX84C2V4TW~BZX84C75TW

## TRIPLE ISOLATED SURFACE MOUNT ZENER DIODES

**VOLTAGE** 2.4 to 75 Volts    **POWER** 200mWatts

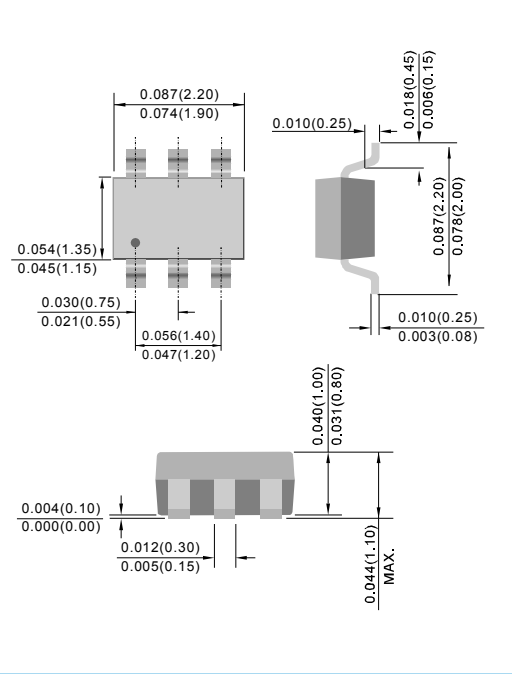
**SOT-363**    Unit : inch(mm)

### FEATURES

- 200mW Power Dissipation Rating
- Zener Voltages from 2.4~75V
- Ideally Suited for Automatic Insertion
- AS^aaA^AA&{ }|^A a@WU[ PUAEEG| DOAa^&a^EA  
~AO!^A} A [ |aa \* A{ [ ] } aAe A^!AOÏ FG JAUcãZP a{ \* ^} AO^AD

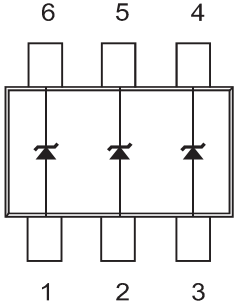
### MECHANICAL DATA

- Case: SOT-363, Molded Plastic
- Terminals: Solderable per MIL-STD-750, Method 2026
- Polarity: See Diagram
- Approx. Weight: 0.0002 ounces, 0.006 grams
- Mounting Position: Any



## MAXIMUM RATINGS AND ELECTRICAL CHARACTERISTICS

PARAMETER	SYMBOL	VALUE	UNITS
Power Dissipation (Note 1)	$P_D$	200	mW
Thermal Resistance, Junction to Ambient Air (Note 1)	$R_{\theta JA}$	625	$^{\circ}C/W$
Operating Junction Temperature and Storage Temperature Range	$T_J, T_{STG}$	-65 to +150	$^{\circ}C$



- NOTES:**
1. FR-5 Board, minimum pad mounting (see min pad layout on page3).



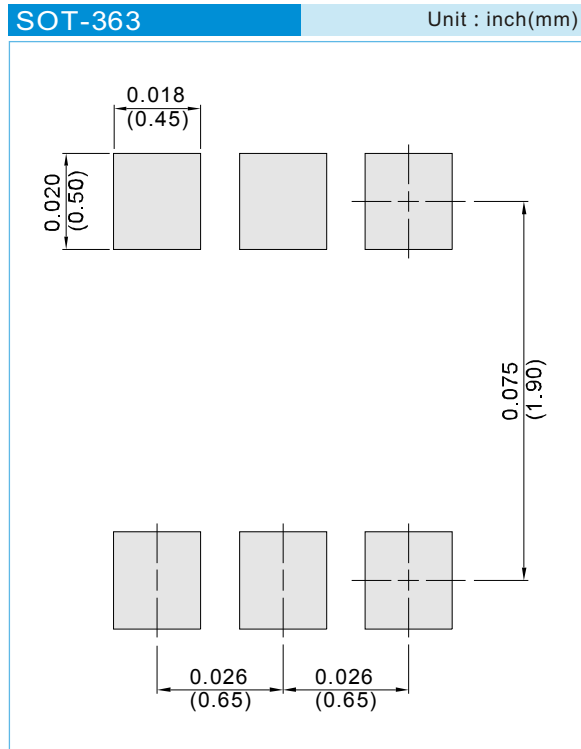
## BZX84C2V4TW~BZX84C75TW

Part Number	Nominal Zener Voltage			Max. Zener Impedance				Max Reverse Leakage Current		Marking Code
	V <sub>Z</sub> @ I <sub>ZT</sub>			Z <sub>ZT</sub> @ I <sub>ZT</sub>		Z <sub>ZK</sub> @ I <sub>ZK</sub>		I <sub>R</sub> @ V <sub>R</sub>		
	Nom. V	Min. V	Max. V	Ω	mA	Ω	mA	uA	V	
<b>200 mWatts Zener Diodes</b>										
BZX84C2V4TW	2.4	2.28	2.52	100	5.0	600	1.00	50	1.0	W1
BZX84C2V7TW	2.7	2.57	2.84	100	5.0	600	1.00	20	1.0	W2
BZX84C3V0TW	3.0	2.85	3.15	95	5.0	600	1.00	10	1.0	W3
BZX84C3V3TW	3.3	3.14	3.47	95	5.0	600	1.00	5.0	1.0	W4
BZX84C3V6TW	3.6	3.42	3.78	90	5.0	600	1.00	5.0	1.0	W5
BZX84C3V9TW	3.9	3.71	4.10	90	5.0	600	1.00	3.0	1.0	W6
BZX84C4V3TW	4.3	4.09	4.52	90	5.0	600	1.00	3.0	1.0	W7
BZX84C4V7TW	4.7	4.47	4.94	80	5.0	500	1.00	3.0	2.0	W8
BZX84C5V1TW	5.1	4.85	5.36	60	5.0	480	1.00	2.0	2.0	W9
BZX84C5V6TW	5.6	5.32	5.88	40	5.0	400	1.00	1.0	2.0	WA
BZX84C6V2TW	6.2	5.89	6.51	10	5.0	150	1.00	3.0	4.0	WB
BZX84C6V8TW	6.8	6.46	7.14	15	5.0	80	1.00	2.0	4.0	WC
BZX84C7V5TW	7.5	7.13	7.88	15	5.0	80	1.00	1.0	5.0	WD
BZX84C8V2TW	8.2	7.79	8.61	15	5.0	80	1.00	0.7	5.0	WE
BZX84C8V7TW	8.7	8.27	9.14	15	5	100	1.00	0.7	5.0	87C
BZX84C9V1TW	9.1	8.65	9.56	15	5.0	100	1.00	0.5	6.0	WF
BZX84C10TW	10	9.50	10.50	20	5.0	150	1.00	0.2	7.0	WG
BZX84C11TW	11	10.45	11.55	20	5.0	150	1.00	0.1	8.0	WH
BZX84C12TW	12	11.40	12.60	25	5.0	150	1.00	0.1	8.0	WI
BZX84C13TW	13	12.35	13.65	30	5.0	170	1.00	0.1	8.0	WK
BZX84C14TW	14	13.30	14.70	30	5.0	170	1.00	0.1	10.0	WJ
BZX84C15TW	15	14.25	15.75	30	5.0	200	1.00	0.1	10.5	WL
BZX84C16TW	16	15.20	16.80	40	5.0	200	1.00	0.1	11.2	WM
BZX84C17TW	17	16.15	17.85	40	5.0	200	1.00	0.1	12.2	17C
BZX84C18TW	18	17.10	18.90	45	5.0	225	1.00	0.1	12.6	WN
BZX84C20TW	20	19.00	21.00	55	5.0	225	1.00	0.1	14.0	WO
BZX84C22TW	22	20.90	23.10	55	5.0	250	1.00	0.1	15.4	WP
BZX84C24TW	24	22.80	25.20	70	5.0	250	1.00	0.1	16.8	WR
BZX84C27TW	27	25.65	28.35	80	5.0	300	1.00	0.1	18.9	WS
BZX84C28TW	28	26.60	29.40	80	5.0	300	1.00	0.1	20.5	28C
BZX84C30TW	30	28.50	31.50	80	5.0	300	1.00	0.1	21.0	WT
BZX84C33TW	33	31.35	34.65	80	5.0	325	1.00	0.1	23.1	WU
BZX84C36TW	36	34.20	37.80	90	5.0	350	1.00	0.1	25.2	WW
BZX84C39TW	39	37.05	40.95	130	5.0	350	1.00	0.1	27.3	WX
BZX84C43TW	43	40.85	45.15	150	5.0	375	1.00	0.1	30.1	WY
BZX84C47TW	47	44.65	49.35	170	5.0	375	1.00	0.1	32.9	WZ
BZX84C51TW	51	48.45	53.55	100	5.0	400	1.00	0.1	38	XA
BZX84C56TW	56	53.20	58.80	135	2.5	1000	1.00	0.1	42	X2
BZX84C62TW	62	58.90	65.10	150	2.5	1000	1.00	0.1	46	X3
BZX84C68TW	68	64.60	71.40	200	2.5	1000	1.00	0.1	51	X4
BZX84C75TW	75	71.25	78.75	250	2.5	1000	1.00	0.1	56	X5



# BZX84C2V4TW~BZX84C75TW

## MOUNTING PAD LAYOUT



## ORDER INFORMATION

- Packing information  
T/R - 10K per 13" plastic Reel  
T/R - 3K per 7" plastic Reel



# BZX84C2V4TW~BZX84C75TW

## Part No\_packing code\_Version

ÓÝÏ I ÔGXÏ VY\_R1\_00001

BZX84C2V4TW\_R2\_00001

For example :

**RB500V-40\_R2\_00001**



Packing Code <b>XX</b>				Version Code <b>XXXXX</b>		
Packing type	1 <sup>st</sup> Code	Packing size code	2 <sup>nd</sup> Code	HF or RoHS	1 <sup>st</sup> Code	2 <sup>nd</sup> ~5 <sup>th</sup> Code
Tape and Ammunition Box (T/B)	<b>A</b>	N/A	<b>0</b>	<b>HF</b>	<b>0</b>	serial number
Tape and Reel (T/R)	<b>R</b>	7"	<b>1</b>	<b>RoHS</b>	<b>1</b>	serial number
Bulk Packing (B/P)	<b>B</b>	13"	<b>2</b>			
Tube Packing (T/P)	<b>T</b>	26mm	<b>X</b>			
Tape and Reel (Right Oriented) (TRR)	<b>S</b>	52mm	<b>Y</b>			
Tape and Reel (Left Oriented) (TRL)	<b>L</b>	PANASERT T/B CATHODE UP (PBCU)	<b>U</b>			
FORMING	<b>F</b>	PANASERT T/B CATHODE DOWN (PBCD)	<b>D</b>			



## BZX84C2V4TW~BZX84C75TW

---

### Disclaimer

- Reproducing and modifying information of the document is prohibited without permission from Panjit International Inc..
- Panjit International Inc. reserves the rights to make changes of the content herein the document anytime without notification. Please refer to our website for the latest document.
- Panjit International Inc. disclaims any and all liability arising out of the application or use of any product including damages incidentally and consequentially occurred.
- Panjit International Inc. does not assume any and all implied warranties, including warranties of fitness for particular purpose, non-infringement and merchantability.
- Applications shown on the herein document are examples of standard use and operation. Customers are responsible in comprehending the suitable use in particular applications. Panjit International Inc. makes no representation or warranty that such applications will be suitable for the specified use without further testing or modification.
- The products shown herein are not designed and authorized for equipments requiring high level of reliability or relating to human life and for any applications concerning life-saving or life-sustaining, such as medical instruments, transportation equipment, aerospace machinery et cetera. Customers using or selling these products for use in such applications do so at their own risk and agree to fully indemnify Panjit International Inc. for any damages resulting from such improper use or sale.