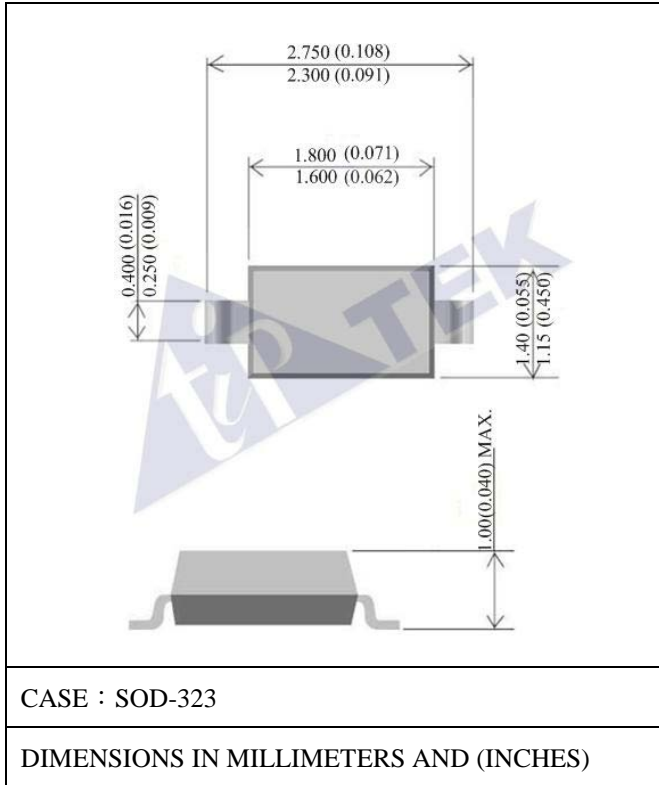


200mW SURFACE MOUNT ZENER DIODES



FEATURES

- PLANAR DIE CONSTRUCTION
- 200mW POWER DISSIPATION
- ZENER VOLTAGES FROM 2.0~36V
- IDEALLY SUITED FOR AUTOMATED ASSEMBLY PROCESSES
- BOTH NORMAL AND Pb FREE PRODUCT ARE AVAILABLE:
 NORMAL: 80~95% Sn , 5~20%Pb
 Pb FREE: 98.5% Sn ABOVE

MECHANICAL DATA

- CASE:SOD-323,MOLDED PLASTIC
- TERMINALS:SOLDERABLE PER MIL-STD-202, METHOD 208
- POLARITY:SEE DIAGRAM BELOW
- APPROX. WEIGHT: 0.00465 GRAM
- Pb-Free : UDZS2.0B~ UDZS36B
 Halogen Free: UDZS2.0B-H~ UDZS36B-H

MAXIMUM RATINGS AND ELECTRICAL CHARACTERISTICS

RATINGS AT 25°-C AMBIENT TEMPERATURE UNLESS OTHERWISE SPE-CIFIED			
PARAMETER	SYMBOL	VALUE	UNITS
MAXIMUM POWER DISSIPATION AT 25°-C (NOTE 1)	P_D	200	mW
JUN-CTION TEMPERATURE	T_J	150	°C
STORAGE TEMPERATURE RANGE	T_{STG}	-65to+150	°C

NOTE: 1.VALID PROVIDED THAT DEVI-CE TERMINALS ARE KEPT AT AMBIENT TEMPERATURE.

Part Number	Nominal Zener Voltage			Max. Zener Impedance				Max Reverse Leakage Current	
	V _Z @ I _{ZT}			Z _{ZT} @ I _{ZT}		Z _{ZK} @ I _{ZK}		I _R @ V _R	
	Nom. V	Min. V	Max. V	Ω	mA	Ω	mA	μA	V
UDZS2.0B	2.1	2.02	2.20	100	5.0	1000	0.50	120.00	0.5
UDZS2.2B	2.3	2.22	2.41	100	5.0	1000	0.50	120.00	0.7
UDZS2.4B	2.5	2.43	2.63	100	5.0	1000	0.50	100.00	1.0
UDZS2.7B	2.8	2.69	2.91	110	5.0	1000	0.50	100.00	1.0
UDZS3.0B	3.1	3.01	3.22	120	5.0	1000	0.50	50.00	1.0
UDZS3.3B	3.4	3.32	3.53	120	5.0	1000	0.50	20.00	1.0
UDZS3.6B	3.7	3.60	3.85	100	5.0	1000	1.00	10.00	1.0
UDZS3.9B	4.0	3.89	4.16	100	5.0	1000	1.00	5.00	1.0
UDZS4.3B	4.3	4.17	4.43	100	5.0	1000	1.00	5.00	1.0
UDZS4.7B	4.7	4.55	4.75	100	5.0	800	0.50	2.00	1.0
UDZS5.1B	5.1	4.98	5.20	80	5.0	500	0.50	2.00	1.5
UDZS5.6B	5.6	5.49	5.73	60	5.0	200	0.50	1.00	2.5
UDZS6.2B	6.2	6.06	6.33	60	5.0	100	0.50	1.00	3.0
UDZS6.8B	6.8	6.65	6.93	40	5.0	60	0.50	0.50	3.5
UDZS7.5B	7.4	7.28	7.60	30	5.0	60	0.50	0.50	4.0
UDZS8.2B	8.2	8.02	8.36	30	5.0	60	0.50	0.50	5.0
UDZS9.1B	9.0	8.85	9.23	30	5.0	60	0.50	0.50	6.0
UDZS10B	10.0	9.77	10.21	30	5.0	60	0.50	0.10	7.0
UDZS11B	11.0	10.76	11.22	30	5.0	60	0.50	0.10	8.0
UDZS12B	12.0	11.74	12.24	30	5.0	80	0.50	0.10	9.0
UDZS13B	13.2	12.91	13.49	37	5.0	80	0.50	0.10	10.0
UDZS15B	14.7	14.34	14.98	42	5.0	80	0.50	0.10	11.0
UDZS16B	16.2	15.85	16.51	50	5.0	80	0.50	0.10	12.0
UDZS18B	18.0	17.56	18.35	65	5.0	80	0.50	0.10	13.0
UDZS20B	20.0	19.52	20.39	85	5.0	100	0.50	0.10	15.0
UDZS22B	22.0	21.54	22.47	100	5.0	100	0.50	0.10	17.0
UDZS24B	24.3	23.72	24.78	120	5.0	120	0.50	0.10	19.0
UDZS27B	26.9	26.19	27.53	150	5.0	150	0.50	0.10	21.0
UDZS30B	29.9	29.19	30.69	200	5.0	200	0.50	0.10	23.0
UDZS33B	33.0	32.15	33.79	250	5.0	250	0.50	0.10	25.0
UDZS36B	36.0	35.07	36.87	300	5.0	300	0.50	0.10	27.0

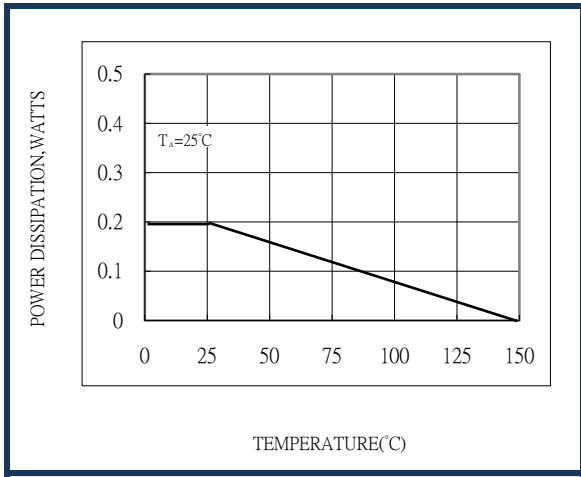


Fig.1-STEADY STATE POWER DERATING

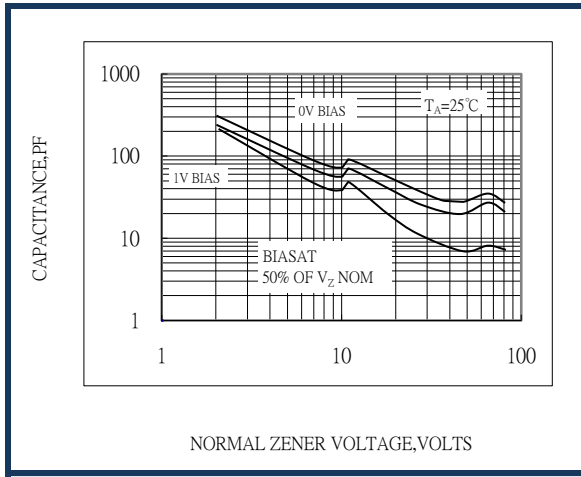


Fig.2-TYPICAL CAPACITANCE

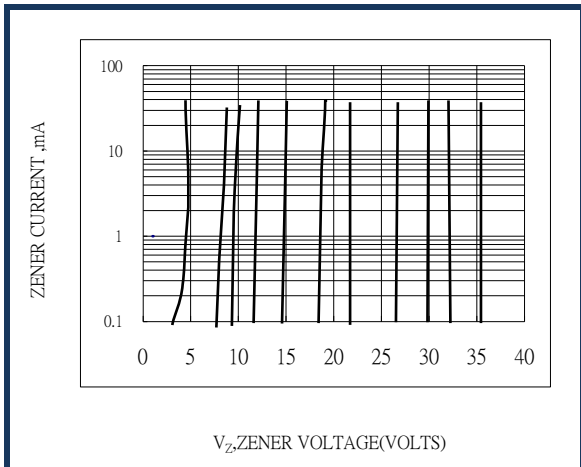


Fig.3 TYPICAL ZENER VOLTAGE CHARACTERISTICS

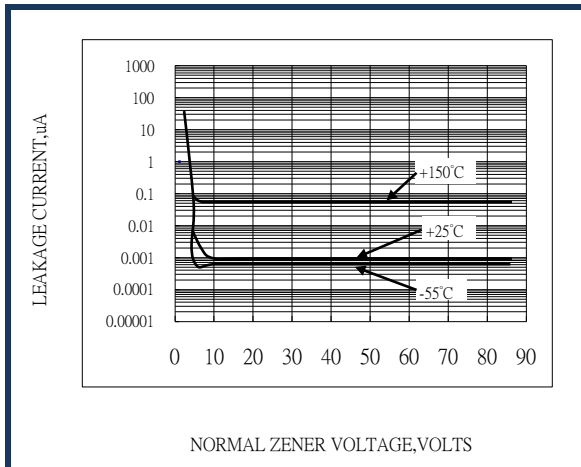


Fig.4-TYPICAL LEAKAGE CURRENT