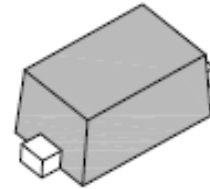


200mW Two Terminals SMD Zener Diodes

Features

- Planar Die Construction
- 200mW Power Dissipation
- Zener Voltage 2.4v to 75v
- Zener Voltage Tolerance: $\pm 2\%$
- Ideally Suited for Automated Assembly Processes
- RoHS Compliance



SOD-523



Mechanical Data

Case:	SOD-523, molded plastic
Epoxy:	Plastic package has UL flammability 94V-0
Terminals:	Solderable per MIL-STD-750, Method 2026
Polarity:	Color band denotes cathode
Approx Weight:	Approx. 0.0016 gram

Maximum Ratings *(T_{Ambient}=25°C unless noted otherwise)*

Symbol	Description	Value	Unit	Conditions
P_{tot}	Power Dissipation	200	mW	
V_F	Maximum Instantaneous Forward Voltage	0.9	V	I _F =10mA
R_{thJA}	Typical Thermal Resistance, Junction to Ambient Air	635	°C/W	
T_J, T_{STG}	Operating Junction and Storage Temperature Range	-55 to +150	°C	

200mW Two Terminals SMD Zener Diodes

BZT52B2V4WT - BZT52B75WT

Electrical Characteristics ($T_{Ambient}=25^{\circ}C$ unless noted otherwise)

Part NO.	Marking Code	Nominal Zener Voltage @ I_{ZT}			Test Current $I_{ZT}(mA)$	Max. Zener Impedance		Max. Reverse Leakage Current $I_R @ V_R$	
		$V_Z(V)$				$Z_{ZT}@ I_{ZT}$	$I_{ZK}(mA)$	$I_R (\mu A)$	$V_R(V)$
		Nom.	Min.	Max.					
BZT52B2V4WT	XY	2.4	2.352	2.448	5.0	100	5	120	1
BZT52B2V7WT	XZ	2.7	2.646	2.754	5.0	110	5	120	1
BZT52B3V0WT	FR	3.0	2.940	3.060	5.0	120	5	50	1
BZT52B3V3WT	FX	3.3	3.234	3.366	5.0	130	5	20	1
BZT52B3V6WT	FY	3.6	3.528	3.672	5.0	130	5	10	1
BZT52B3V9WT	FZ	3.9	3.822	3.978	5.0	130	5	5	1
BZT52B4V3WT	HA	4.3	4.214	4.386	5.0	130	5	5	1
BZT52B4V7WT	HB	4.7	4.606	4.794	5.0	130	5	2	1
BZT52B5V1WT	HC	5.1	4.998	5.202	5.0	130	5	2	1.5
BZT52B5V6WT	HD	5.6	5.488	5.712	5.0	80	5	1	2.5
BZT52B6V2WT	HE	6.2	6.076	6.324	5.0	50	5	1	3
BZT52B6V8WT	HF	6.8	6.664	6.936	5.0	30	5	0.5	3.5
BZT52B7V5WT	HH	7.5	7.350	7.650	5.0	30	5	0.5	4
BZT52B8V2WT	HJ	8.2	8.036	8.364	5.0	30	5	0.5	5
BZT52B9V1WT	HK	9.1	8.918	9.282	5.0	30	5	0.5	6
BZT52B10WT	HM	10	9.80	10.20	5.0	30	5	0.1	7
BZT52B11WT	HN	11	10.78	11.22	5.0	30	5	0.1	8
BZT52B12WT	HP	12	11.76	12.24	5.0	35	5	0.1	9
BZT52B13WT	HR	13	12.74	13.26	5.0	35	5	0.1	10
BZT52B15WT	HX	15	14.70	15.30	5.0	40	5	0.1	11
BZT52B16WT	HY	16	15.68	16.32	5.0	40	5	0.1	12
BZT52B18WT	HZ	18	17.64	18.36	5.0	45	5	0.1	13
BZT52B20WT	JA	20	19.60	20.40	5.0	50	5	0.1	15
BZT52B22WT	JB	22	21.56	22.44	5.0	55	5	0.1	17
BZT52B24WT	JC	24	23.52	24.48	5.0	60	5	0.1	19
BZT52B27WT	JD	27	26.46	27.54	5.0	70	2	0.1	21
BZT52B30WT	JE	30	29.40	30.60	5.0	80	2	0.1	23
BZT52B33WT	JF	33	32.34	33.66	5.0	80	2	0.1	25
BZT52B36WT	JH	36	35.28	36.72	5.0	90	2	0.1	27
BZT52B39WT	JJ	39	38.22	39.78	2.5	100	2	2	30
BZT52B43WT	JK	43	42.14	43.86	2.5	130	2	2	33
BZT52B47WT	JM	47	46.06	47.94	2.5	150	2	2	36

200mW Two Terminals SMD Zener Diodes

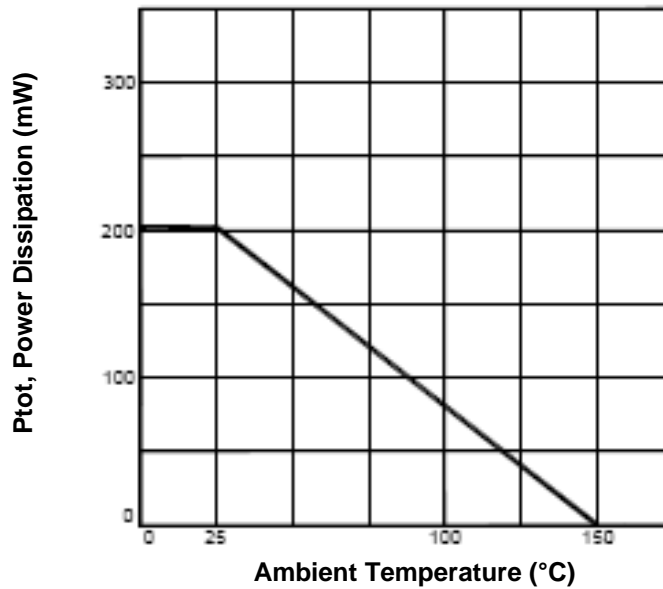
BZT52B2V4WT - BZT52B75WT

Part NO.	Marking Code	Nominal Zener Voltage @ I_{ZT}			Test Current	Max. Zener Impedance		Max. Reverse Leakage Current I_R @ V_R	
		$V_Z(V)$				$I_{ZT}(mA)$	$Z_{ZT}@ I_{ZT}$	$I_{ZK}(mA)$	$I_R (\mu A)$
		Nom.	Min.	Max.					
BZT52B51WT	YA	51	49.98	52.02	2.5	180	2	1	39
BZT52B56WT	YB	56	54.88	57.12	2.5	180	2	1	43
BZT52B62WT	YC	62	60.76	63.24	2.5	200	2	0.2	47
BZT52B68WT	YD	68	66.64	69.36	2.5	250	2	0.2	52
BZT52B75WT	YE	75	73.50	76.50	2.5	300	2	0.2	57

Note: Tested with pulses $t_p=20ms$

Typical Characteristics Curves

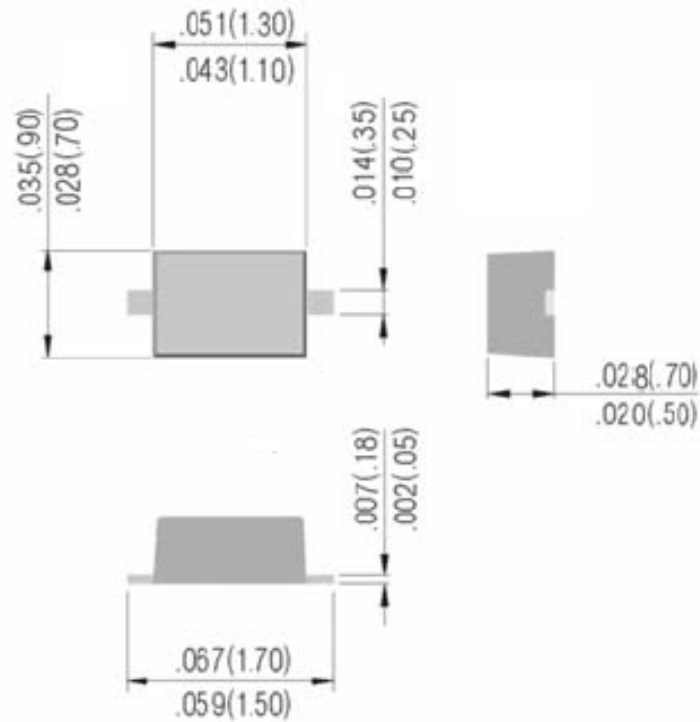
Fig.1- Steady State Power Derating



200mW Two Terminals SMD Zener Diodes

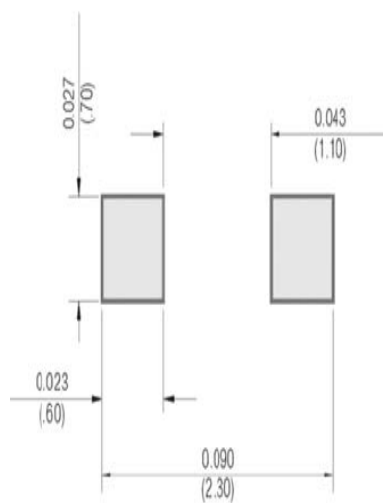
BZT52B2V4WT - BZT52B75WT

Dimensions in inch (mm)



SOD-523

Mounting Pad Layout in inch (mm)



200mW Two Terminals SMD Zener Diodes

BZT52B2V4WT - BZT52B75WT

How to contact us

US HEADQUARTERS

28040 WEST HARRISON PARKWAY, VALENCIA, CA 91355-4162

Tel: (800) TAITRON (800) 824-8766 (661) 257-6060

Fax: (800) TAITFAX (800) 824-8329 (661) 257-6415

Email: taitron@taitroncomponents.com

Http://www.taitroncomponents.com

TAITRON COMPONENTS MEXICO, S.A .DE C.V.

BOULEVARD CENTRAL 5000 INTERIOR 5 PARQUE INDUSTRIAL ATITALAQUIA, HIDALGO C.P.

42970 MEXICO

Tel: +52-55-5560-1519

Fax: +52-55-5560-2190

TAITRON COMPONENTS INCORPORATED REPRESENTAÇÕES DO BRASIL LTDA

RUA DOMINGOS DE MORAIS, 2777, 2.ANDAR, SALA 24 SAÚDE - SÃO PAULO-SP 04035-001 BRAZIL

Tel: +55-11-5574-7949

Fax: +55-11-5572-0052

TAITRON COMPONENTS INCORPORATED, SHANGHAI REPRESENTATIVE OFFICE

METROBANK PLAZA, 1160 WEST YAN' AN ROAD, SUITE 1503, SHANGHAI, 200052, CHINA

Tel: +86-21-5424-9942

Fax: +86-21-5424-9931