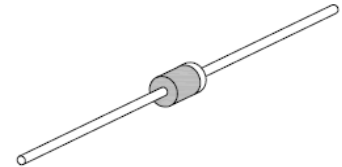


1.5W Zener Diodes

Features

- Complete voltage range 3.3V to 240V
- High peak reverse power dissipation
- High reliability
- Low leakage current
- RoHS Compliant



DO-41



Mechanical Data

Case:	DO-41, Molded plastic over passivated junction
Terminals:	Axial leads, solderable per MIL-STD-202, Method 208
Epoxy:	Plastic package has UL flammability classification 94V-0
Polarity:	Color band denotes cathode end
Weight:	0.012 ounce, 0.3 gram

Maximum Ratings *(T_{Ambient}=25°C unless noted otherwise)*

Symbol	Description	Value	Unit	Conditions
P_D	DC Power Dissipation at T _L =75°C	1.5	W	Note 1
V_F	Max. Forward Voltage at I _F =200mA	1.5	V	
R_{thj-a}	Max. Thermal Resistance Junction to Ambient Air	130	K/W	Note 2
T_J, T_{STG}	Operating Junction and Storage Temperature Range	-55 to +175	°C	

- Note:** 1. T_L=Lead temperature at 3/8" (9.5mm) from body.
 2. Valid provided that leads are kept at ambient temperature at a distance of 10 mm from case.

1.5W Zener Diodes

1N5913B - 1N5957B

Electrical Characteristics ($T_{Ambient}=25^{\circ}C$ unless noted otherwise)

P/N	Normal Zener Voltage				Maximum Zener Impedance			Maximum Reverse Leakage Current IR @ VR		Maximum DC Zener Current
	VZ @ IZT				ZzT @ IZT	ZzK @ IZK		(μA)	(V)	IZM (mA)
	Nom. VZ (V)	Min. VZ (V)	Max. VZ (V)	IZT (mA)	(Ω)	(Ω)	(mA)			
1N5913B	3.3	3.14	3.47	113.6	10	500	1.0	100	1.0	454
1N5914B	3.6	3.42	3.78	104.2	9	500	1.0	75	1.0	416
1N5915B	3.9	3.71	4.10	96.1	7.5	500	1.0	25	1.0	384
1N5916B	4.3	4.09	4.52	87.2	6	500	1.0	5.0	1.0	348
1N5917B	4.7	4.47	4.94	79.8	5	500	1.0	5.0	1.5	319
1N5918B	5.1	4.85	5.36	73.5	4	500	1.0	5.0	2.0	294
1N5919B	5.6	5.32	5.88	66.9	2	500	1.0	5.0	3.0	267
1N5920B	6.2	5.89	6.51	60.5	2	200	1.0	5.0	4.0	241
1N5921B	6.8	6.46	7.14	55.1	2.5	200	1.0	5.0	5.2	220
1N5922B	7.5	7.13	7.88	50.0	3	400	0.5	5.0	6.0	200
1N5923B	8.2	7.79	8.61	45.7	3.5	400	0.5	5.0	6.5	182
1N5924B	9.1	8.65	9.56	41.2	4	500	0.5	5.0	7.0	164
1N5925B	10	9.50	10.50	37.5	4.5	500	0.25	5.0	8.0	150
1N5926B	11	10.45	11.55	34.1	5.5	550	0.25	5.0	8.4	136
1N5927B	12	11.40	12.60	31.2	6.5	550	0.25	1.0	9.1	125
1N5928B	13	12.35	13.65	28.8	7	550	0.25	1.0	9.9	115
1N5929B	15	14.25	15.75	25.0	9	600	0.25	1.0	11.4	100
1N5930B	16	15.20	16.80	23.4	10	600	0.25	1.0	12.2	93
1N5931B	18	17.10	18.90	20.8	12	650	0.25	1.0	13.7	83
1N5932B	20	19.00	21.00	18.7	14	650	0.25	1.0	15.2	75
1N5933B	22	20.90	23.10	17.0	17.5	650	0.25	1.0	16.7	68
1N5934B	24	22.80	25.20	15.6	19	700	0.25	1.0	18.2	62
1N5935B	27	25.65	28.35	13.9	23	700	0.25	1.0	20.6	55
1N5936B	30	28.50	31.50	12.5	26	750	0.25	1.0	22.8	50
1N5937B	33	31.35	34.65	11.4	33	800	0.25	1.0	25.1	45
1N5938B	36	34.20	37.80	10.4	38	850	0.25	1.0	27.4	41
1N5939B	39	37.05	40.95	9.6	45	900	0.25	1.0	29.7	38
1N5940B	43	40.85	45.15	8.7	53	950	0.25	1.0	32.7	34

1.5W Zener Diodes

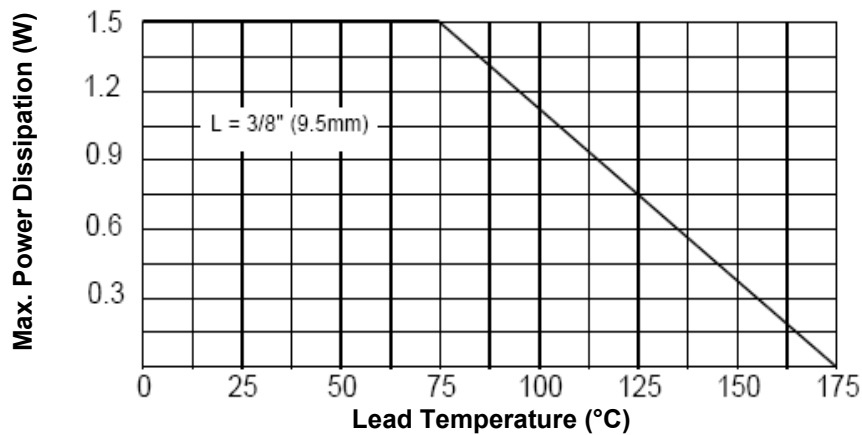
1N5913B - 1N5957B

P/N	Normal Zener Voltage				Maximum Zener Impedance			Maximum Reverse Leakage Current IR @ VR		Maximum DC Zener Current
	VZ @ IZT				ZZT @ IZT	ZZK @ IZK		(μA)	(V)	IZM (mA)
	Nom. VZ (V)	Min. VZ (V)	Max. VZ (V)	IZT (mA)	(Ω)	(Ω)	(mA)			
1N5941B	47	44.65	49.35	8.0	67	1000	0.25	1.0	35.8	31
1N5942B	51	48.45	53.55	7.3	70	1100	0.25	1.0	38.8	29
1N5943B	56	53.20	58.80	6.7	86	1300	0.25	1.0	42.6	26
1N5944B	62	58.90	65.10	6.0	100	1500	0.25	1.0	47.1	24
1N5945B	68	64.60	71.40	5.5	120	1700	0.25	1.0	51.7	22
1N5946B	75	71.25	78.75	5.0	140	2000	0.25	1.0	56.0	20
1N5947B	82	77.90	86.10	4.6	160	2500	0.25	1.0	62.2	18
1N5948B	91	86.45	95.55	4.1	200	3000	0.25	1.0	69.2	16
1N5949B	100	95.00	105.00	3.7	250	3100	0.25	1.0	76.0	15
1N5950B	110	104.50	115.50	3.4	300	4000	0.25	1.0	83.6	13
1N5951B	120	114.00	126.00	3.1	380	4500	0.25	1.0	91.2	12
1N5952B	130	123.50	136.50	2.9	450	5000	0.25	1.0	98.8	11
1N5953B	150	142.50	157.50	2.5	600	6000	0.25	1.0	114.0	10
1N5954B	160	152.00	168.00	2.3	700	6500	0.25	1.0	121.6	9
1N5955B	180	171.00	189.00	2.1	900	7000	0.25	1.0	136.8	8
1N5956B	200	190.00	210.00	1.9	1200	8000	0.25	1.0	152.0	7
1N5957B	240	228.00	252.00	1.5	1600	9000	0.25	1.0	182.4	6

Note: Suffix "B" indicates $\pm 5.0\%$ tolerance.

Characteristics Curves

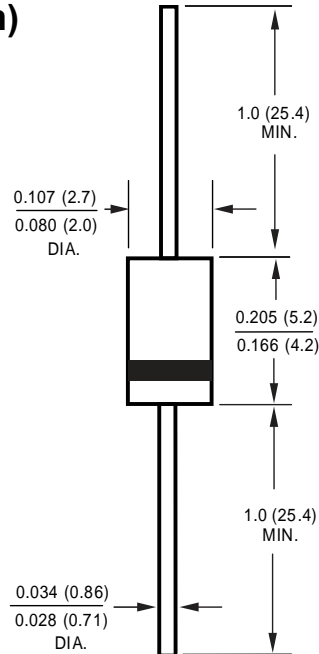
Fig - Power Temperature Derating Curve



1.5W Zener Diodes

1N5913B - 1N5957B

Dimensions in inches (mm)



DO-41

How to contact us:

US HEADQUARTERS

28040 WEST HARRISON PARKWAY, VALENCIA, CA 91355-4162

Tel: (800) TAITRON (800) 824-8766 (661) 257-6060

Fax: (800) TAITFAX (800) 824-8329 (661) 257-6415

Email: taitron@taitroncomponents.com

Http://www.taitroncomponents.com

TAITRON COMPONENTS MEXICO, S.A .DE C.V.

BOULEVARD CENTRAL 5000 INTERIOR 5 PARQUE INDUSTRIAL ATITALAQUIA, HIDALGO C.P.

42970 MEXICO

Tel: +52-55-5560-1519

Fax: +52-55-5560-2190

TAITRON COMPONETS INCORPORATED E REPRESENTAÇÕES DO BRASIL LTDA

RUA DOMINGOS DE MORAIS, 2777, 2.ANDAR, SALA 24 SAÚDE - SÃO PAULO-SP 04035-001 BRAZIL

Tel: +55-11-5574-7949

Fax: +55-11-5572-0052

TAITRON COMPONETS INCORPORATED, SHANGHAI REPRESENTATIVE OFFICE

METROBANK PLAZA, 1160 WEST YAN' AN ROAD, SUITE 1503, SHANGHAI, 200052, CHINA

Tel: +86-21-5424-9942

Fax: +86-21-5424-9931